

Fiber Optic Components

Product Catalog 2019















R&M – the basis for development.

«The security of knowing that R&M will still be around in 10 years is a good feeling.»

- With R&M, you benefit from a reliable partner with a strong brand
- At R&M, you get everything from a single source
- Be at the cutting edge of technology thanks to an active exchange of expertise
- Enjoy more success thanks to customized solutions and a long-term partnership
- 100% production monitoring, personalized training sessions and R&M certifications of assembled end products guarantee the highest quality standards
- R&M offer to test and assess the quality of your assembling process. The broad test report comprise valuable information and hints for improvement



	Contents	Page	
	Introduction	4	
	Table of Contents		
	Technical Information		
	FO Connectors	6	
030.6068	Connector		
	Crimp Set		
	Adapter		
	LC Components	20	
090.6514	Connector		
	LC-QuickRelease		
	Crimp Set		
	Adapter		
	SC Components	30	
090.2360	Connector		
	Adapter		
	MPO Adapter	40	
070.0273	Adapter		
	FC Components	44	
030.0632	Connector		
	Crimp Set		
	Adapter		
	ST Components	48	
090.5265	Connector		
	Crimp Set		
	Adapter		

	Contents	Page	
090.6830	 <p>FO Field</p> <p>LC FO Field SC FO Field</p>	52	
090.7153	 <p>Crimp & Cleave</p> <p>Connector PCF, Tool box PCF, Duplex Clip Connector SC</p>	56	
090.6636	 <p>Tools and Test Equipment</p> <p>Reference Cord E-2000™, LC, SC, FC Launch fiber Testing Equipment Tool Kit FO Field Tools for PCF Crimp and Cleave Connectors Cleaning Kit Case</p>	60	
090.2360	 <p>Assembled Cables</p> <p>Pigtails E-2000™, LC, SC Patch Cords E-2000™, LC, SC</p>	72	
010.1967	 <p>Passive Network Components</p> <p>Performance-Matrix</p>	80	
030.0132	 <p>Fibermanagement Products</p> <p>Splice Trays Radius 30 mm Accessories</p>	84	

FO Connectors

for industrial manufacturing

Features

Security

100% production monitoring

Stability

Certification of your processes

Service

Exchange of expertise









	Description	Date/value
 <p>030.5839</p>	<p>E-2000™ Simplex</p> <p>Applications: WAN, LAN, CATV, metrology, railway, industry</p> <p>Standardisation: EN-186-270 and IEC 61754-15</p> <p>Fiber types: E9/125, G50/125, G62.5/125</p> <p>Ferrule polish geometry: APC 8° (SM) and PC (SM / MM) versions</p> <p>Features: Full ceramic ferrule, locking type latched push-pull, spring-loaded shutters and protective cap, ferrule protected, long connector guide, full laser protection.</p> <p>Color coding: green, blue, magenta, turquoise, orange, red, brown, yellow, violet, white, black</p> <p>Mechanical coding: red, brown, yellow, orange, violet, white</p>	
 <p>090.7450 / 090.6746</p>	<p>E-2000™-Compact (Small Form Factor [SFF])</p> <p>Applications: LAN (Fiber-to-the-desk solutions), industry</p> <p>Standardisation: IEC 61754-15</p> <p>Fiber types: E9/125, G50/125, G62.5/125</p> <p>Ferrule polish geometry: APC 8° (SM) and PC (SM / MM) versions</p> <p>Features: High packing density, worldwide smallest E-2000™ in conformance with IEC 61754-15. RJ45 design.</p> <p>Color coding: green, blue, magenta, turquoise, orange, red, white, black</p> <p>Mechanical coding: red, brown, yellow, orange, violet, white</p>	
 <p>090.7332 / 090.6512</p>	<p>LC Simplex / LC-Duplex</p> <p>Applications: LAN, WAN, FTTH, DC</p> <p>Standardisation: IEC 61754-20</p> <p>Fiber types: E9/125, G50/125, G62.5/125</p> <p>Ferrule polish geometry: APC 8° (SM) and PC (SM / MM) versions</p> <p>Features: High packing density, two plugs in dimension of SC, laser shutter integrated.</p> <p>Color coding: LC Simplex: green, blue, turquoise, orange, beige, violet LC-Duplex: green, blue, turquoise, orange, beige, red, yellow, violet, black</p> <p>Mechanical coding: LC-Duplex: red, brown, yellow, violet, white, black</p>	
 <p>090.7705 / 090.2360</p>	<p>SC Simplex / SC-Duplex</p> <p>Applications: WAN, LAN, industry</p> <p>Standardisation: IEC 61754-4</p> <p>Fiber types: E9/125, G50/125, G62.5/125</p> <p>Ferrule polish geometry: APC 8°+9° (SM) and PC (SM / MM) versions</p> <p>Features: Full ceramic ferrule, locking type push-pull.</p>	
 <p>090.2727 / 090.5604</p>	<p>SC-RJ (Small Form Factor [SFF])</p> <p>Applications: WAN, LAN (Fiber-to-the-desk solutions)</p> <p>Standardisation: IEC 61754-24</p> <p>Fiber types: E9/125, G50/125, G62.5/125</p> <p>Ferrule polish geometry: APC 8°+9° (SM) and PC (SM / MM) versions</p> <p>Features: High packing density, worldwide smallest SC-Duplex in conformance with IEC 61754-4. RJ45 design backwards compatible with SC Simplex.</p> <p>Color coding: green, blue, turquoise, orange, red, yellow, violet, anthracite</p> <p>Mechanical coding: red, brown, yellow, violet, white, black</p>	

Connector E-2000™







Features

- The connector housing fully protects the ferrule against dust, dirt and scratches
- Spring-loaded metal shutter
- No different expansion coefficients thanks to full ceramic ferrule
- Color- and mechanical coding system
- Injection-molded PBT housing, UL-listed
- Same ferrule holder as for SC



Ordering Information	Description	PU	Part Number
 <p>030.5991</p>	Connector E-2000™ Supplied: <ul style="list-style-type: none"> • Connector housing with silver metal shutter • Ferrule holder including ferrule 		
	APC, SM, green, 125.2 (+0.5/-0) μm, 0.5 μm con	100	R847353
	APC, SM, red, 125.2 (+0.5/-0) μm, 0.5 μm con	100	R847355
	APC, SM, green, 126.0 (+1/-0) μm	100	R847354
	PC, SM, blue, 125.2 (+0.5/-0) μm, 0.5 μm con	100	R847356
	PC, SM, blue 126.0 (+1/0) 1.0 μm con	100	R847357
	PC, MM, beige 126.0 (+1/0) 1.0 μm con	100	R847358
	PC, MM, black 126.0 (+1/0) 1.0 μm con	100	R847360
	PC, MM, beige, 127.0 (+4/-0) μm	100	R847359
	PC, MM, black, 127.0 (+4/-0) μm	100	R847361
 <p>090.2960</p>	Service Adapter E-2000™ Simplifies the cleaning of the E-2000™ connector. Plugging the adapter in automatically opens the laser dust cover, releasing the ferrule.	5	R316625
 <p>030.6064</p>	Tuning Support Tool	1	R852201
 <p>030.6081</p>	E-2000™ Housing Dismantle Tool	1	R851104

Ordering Information	Description	PU	Part Number	
 <p>030.6075</p>	Lever E-2000™ Connector, Color coding for E-2000™ connector. Lever not mechanically coded.			
	green	50	R307018	
	blue	50	R307017	
	yellow	50	R840233	
	magenta	50	R840234	
	turquoise	50	R840235	
	black	50	R309210	
	 <p>010.2315</p>	green	12	R304406
		blue	12	R304404
		yellow	12	R304432
turquoise		12	R308034	
black		12	R304409	
orange		12	R304407	
red		12	R304408	
brown		12	R304405	
violet		12	R308035	
white		12	R304403	
 <p>010.2194</p>	Lever E-2000™ Connector, Color coding for E-2000™ connector. Lever mechanically coded.			
	code 1, red	12	R306648	
	code 2, brown	12	R306651	
	code 3, yellow	12	R306650	
	code 4, orange	12	R306649	
	code 5, violet	12	R306647	
	code 6, white	12	R306646	
 <p>010.2194</p>	Lever E-2000™-Compact Connector, Color coding for E-2000™-Compact connector. Lever not mechanically coded.			
	green	12	R305514	
	blue	12	R305513	
	magenta	12	R809767	
	turquoise	12	R309004	
	orange	12	R305515	
	red	12	R314752	
	white	12	R305518	
black	12	R305517		
 <p>090.6689</p>	Lever E-2000™-Compact Connector, Color coding for E-2000™-Compact connector. Lever mechanically coded.			
	code 1, red	12	R807346	
	code 2, brown	12	R807347	
	code 3, yellow	12	R807348	
	code 4, orange	12	R807349	
	code 5, violet	12	R807350	
	code 6, white	12	R807351	

Ordering Information	Description	PU	Part Number
 <p>090.6688</p>	<p>Duplex Clip, connector E-2000™ This clip makes duplex applications possible. Color: black.</p>	12	RXXXXXX
 <p>090.2392</p>	<p>Patch Guard E-2000™ / E-2000™-Compact Connector Patch Guard for E-2000™ and E-2000™-Compact connectors.</p>	12	R314389
 <p>090.2393</p>	<p>Key Patch Guard E-2000™ Connector Key to Patch Guard for E-2000™ connectors.</p>	1	R314390
 <p>090.2394</p>	<p>Key Patch Guard E-2000™-Compact Connector Key to Patch Guard for E-2000™-Compact connectors.</p>	1	R314391
 <p>090.3117</p>	<p>Boot 90° R30 With the subsequent mountable 90° boot existing or new networks can be updated. The 90° boot guaranties an optimized fiber guidance (R>30 mm), even by load caused by the cable. An uncontrolled fiber bending and resulting attenuation or even broken fiber can be avoided in no time.</p> <p> For connectors IP20: all types E-2000™, LC and SC.</p>	12	R505756

Ordering Information	Description	PU	Part Number
----------------------	-------------	----	-------------



090.6518

Crimp Set E-2000™ / SC, 0.9 mm tube, short,
 Colored connector boot, short version, 13.5 mm length.
 For tubes from Ø 0.6 - 1.2 mm.
 Material boot: TPE, self extinguishing, free of halogen.

green	100	R810593
blue	100	R810594
red	100	R521640
black	100	R810595
orange	100	R851106
gray	100	R851107
turquoise	100	R851108
pink	100	R851109
brown	100	R851110
violet	100	R852192
white	100	R852193
beige	100	R852194
yellow	100	R852195



090.7151

Crimp Set all Types E-2000™ / LC / SC, 1.7 mm cable,
 Crimp sleeve and colored connector boot. For cables from
 Ø 1.4 - 1.7 mm. Material sleeve: aluminum.
 Material boot: TPE, self extinguishing, free of halogen.



green	100	R812801
blue	100	R812802
red	100	R812804
black	100	R812803



090.7151

Crimp Set all Types E-2000™ / LC / SC, 2.2 mm cable,
 Crimp sleeve and colored connector boot. For cables from
 Ø 1.8 - 2.2 mm. Material sleeve: aluminum.
 Material boot: TPE, self extinguishing, free of halogen.

green	100	R812805
blue	100	R812806
red	100	R812808
black	100	R812807
turquoise	100	R821290
gray	100	R821291
pink	100	R821292
brown	100	R821293
violet	100	R821294
white	100	R509098
orange	100	R816291
yellow	100	R816292

Ordering Information	Description	PU	Part Number
 <p data-bbox="113 526 183 548">090.7151</p>	<p data-bbox="539 293 1082 324">Crimp Set all Types E-2000™ / LC / SC, 2.6 mm cable,</p> <p data-bbox="539 327 1094 387">Crimp sleeve and colored connector boot. For cables from Ø 2.3 - 2.6 mm.</p> <p data-bbox="539 389 794 418">Material sleeve: aluminum.</p> <p data-bbox="539 421 1054 450">Material boot: TPE, self extinguishing, free of halogen.</p>		
	<p data-bbox="539 488 596 517">green</p>	100	R812809
	<p data-bbox="539 526 584 555">blue</p>	100	R812810
	<p data-bbox="539 564 576 593">red</p>	100	R813159
	<p data-bbox="539 602 592 631">black</p>	100	R813158
 <p data-bbox="113 900 183 922">090.7151</p>	<p data-bbox="539 667 1082 698">Crimp Set all Types E-2000™ / LC / SC, 3.0 mm cable,</p> <p data-bbox="539 701 1094 761">Crimp sleeve and colored connector boot. For cables from Ø 2.7 - 3.0 mm.</p> <p data-bbox="539 763 794 792">Material sleeve: aluminum.</p> <p data-bbox="539 795 1054 824">Material boot: TPE, self extinguishing, free of halogen.</p>		
	<p data-bbox="539 862 596 891">green</p>	100	R813160
	<p data-bbox="539 900 584 929">blue</p>	100	R813161
	<p data-bbox="539 938 576 967">red</p>	100	R813163
	<p data-bbox="539 976 592 1005">black</p>	100	R813162

Adapter E-2000™

Features






- Injection-molded PBT housing, UL-listed
- Integral self-closing metal laser protection flaps
- Long guiding section of connector body
- Split ceramic sleeve
- 1000 mating cycles
- Semi-transparent plastic dust cover, allowing optical testing with test lasers without removing the cover



Ceramic = zirconia ceramic alignment sleeve

Ordering Information	Description	PU	Part Number
 <p>030.5951</p>	<p>Adapter E-2000™ (screwable) Adapter E-2000™ with semi-transparent dust caps. Quick mounting clip and M2 thread integrated. Supplied:</p> <ul style="list-style-type: none"> • Adapter E-2000™ • 2 Philips head screws M2 x 8, blue galvanized 		
	APC, green, ceramic SM, B	12	R846838
	APC, red, ceramic SM, B	12	R840222
	PC, blue, ceramic SM, B	12	R846841
	APC, green, ceramic, SM, C	12	R846577
	PC, blue, ceramic, SM, C	12	R846580
	PC, heather violet, ceramic MM, M	12	R847352
	PC, turquoise, ceramic MM, M	12	R847351
	PC, beige, ceramic MM, M	12	R847080
	PC, black, ceramic MM, M	12	R847081
 <p>030.5952</p>	<p>Adapter E-2000™ (flangeless) Adapter E-2000™ flangeless with semi-transparent dust caps. Quick mounting clip integrated. Optimal front plate whickness: 1.3 mm / 1.7 mm</p>		
	APC, green, ceramic SM, B	12	R846341
	PC, blue, ceramic SM, B	12	R846342
	APC, green, ceramic, SM, C	12	R846339
	PC, blue, ceramic, SM, C	12	R846340
	PC, heather violet, ceramic MM, M	12	R846576
	PC, turquoise, ceramic MM, M	12	R846345
	PC, beige, ceramic MM, M	12	R846343
PC, black, ceramic MM, M	12	R846344	


Adapter E-2000™ simplex

Ordering Information	Description	PU	Part Number																																				
 <p>090.7512</p>	<p>Frame E-2000™ Adapter, Color coding for E-2000™ adapter. Frame not mechanically coded.</p> <table border="0"> <tr><td>green</td><td>1</td><td>R823208</td></tr> <tr><td>blue</td><td>1</td><td>R823209</td></tr> <tr><td>beige</td><td>1</td><td>R823210</td></tr> <tr><td>magenta</td><td>1</td><td>R823211</td></tr> <tr><td>turquoise</td><td>1</td><td>R823212</td></tr> <tr><td>orange</td><td>1</td><td>R823213</td></tr> <tr><td>red</td><td>1</td><td>R823214</td></tr> <tr><td>brown</td><td>1</td><td>R823215</td></tr> <tr><td>yellow</td><td>1</td><td>R823216</td></tr> <tr><td>violet</td><td>1</td><td>R823217</td></tr> <tr><td>white</td><td>1</td><td>R823218</td></tr> <tr><td>black</td><td>1</td><td>R823219</td></tr> </table>	green	1	R823208	blue	1	R823209	beige	1	R823210	magenta	1	R823211	turquoise	1	R823212	orange	1	R823213	red	1	R823214	brown	1	R823215	yellow	1	R823216	violet	1	R823217	white	1	R823218	black	1	R823219		
green	1	R823208																																					
blue	1	R823209																																					
beige	1	R823210																																					
magenta	1	R823211																																					
turquoise	1	R823212																																					
orange	1	R823213																																					
red	1	R823214																																					
brown	1	R823215																																					
yellow	1	R823216																																					
violet	1	R823217																																					
white	1	R823218																																					
black	1	R823219																																					
 <p>090.7511</p>	<p>Frame E-2000™ Adapter, Color coding for E-2000™ adapter. Frame mechanically coded.</p> <table border="0"> <tr><td>code 1, red</td><td>12</td><td>R823220</td></tr> <tr><td>code 2, brown</td><td>12</td><td>R823221</td></tr> <tr><td>code 3, yellow</td><td>12</td><td>R823222</td></tr> <tr><td>code 4, orange</td><td>12</td><td>R823223</td></tr> <tr><td>code 5, violet</td><td>12</td><td>R823224</td></tr> <tr><td>code 6, white</td><td>12</td><td>R823225</td></tr> </table>	code 1, red	12	R823220	code 2, brown	12	R823221	code 3, yellow	12	R823222	code 4, orange	12	R823223	code 5, violet	12	R823224	code 6, white	12	R823225																				
code 1, red	12	R823220																																					
code 2, brown	12	R823221																																					
code 3, yellow	12	R823222																																					
code 4, orange	12	R823223																																					
code 5, violet	12	R823224																																					
code 6, white	12	R823225																																					
 <p>030.0308</p>	<p>Dummy Plug E-2000™ / SC / LCduz (13x9 mm) For E-2000™, SC and LC-Duplex mounting holes. Dimensions cutout: 13 x 9 mm Front panel wall thickness: 1.5 mm</p>	12	R30004-20																																				
 <p>010.2380</p>	<p>45° Clip for Adapter E-2000™ LC/SC For flangeless adapter versions</p>	50	R815789																																				
 <p>090.2929</p>	<p>Universal Adapter, empty, SC/E-2000™/LC-Duplex Universal adapter without adapters.</p>	1	R318742																																				




Adapter E-2000™ Compact






Features

- Metal housing
- Integral self-closing metal laser protection flaps
- Long guiding section of connector body
- Split ceramic sleeve
- 1000 mating cycles (zirconia ceramic alignment sleeve)
- Semi-transparent plastic dust cover, allowing optical testing with test lasers without removing the cover
- UL-listed




Ceramic = zirconia ceramic alignment sleeve

Ordering Information	Description	PU	Part Number
 <p>090.7450</p>	<p>Adapter E-2000™-Compact (screwable) Adapter E-2000™-Compact with semi-transparent dust caps. Quick mounting clip and M2 thread integrated. Supplied:</p> <ul style="list-style-type: none"> • Adapter E-2000™-Compact • 2 Philips head screws M2 x 4, blue galvanized 		
	<p>APC, green, ceramic SM, B</p>	12	R823261
	<p>PC, blue, ceramic SM, B</p>	12	R823262
	<p>APC, green, ceramic, SM, C</p>	12	R823898
	<p>PC, blue, ceramic, SM, C</p>	12	R823899
	<p>PC, heather violet, ceramic SM, M</p>	12	R823862
	<p>PC, turquoise, ceramic SM, M</p>	12	R823861
	<p>PC, beige, ceramic MM, M PC, black, ceramic MM, M</p>	12 12	R823263 R823264
 <p>090.7452</p>	<p>Adapter E-2000™-Compact (flangeless) Adapter E-2000™-Compact flangeless with semi-transparent dust caps. Quick mounting clip integrated. Optimal front plate thickness: 1.3 mm / 1.7 mm</p>		
	<p>APC, green, ceramic SM, B</p>	12	R823257
	<p>PC, blue, ceramic SM, B</p>	12	R823258
	<p>APC, green, ceramic, SM, C</p>	12	R823896
	<p>PC, blue, ceramic, SM, C</p>	12	R823897
	<p>PC, heather violet, ceramic SM, M</p>	12	R823868
	<p>PC, turquoise, ceramic SM, M</p>	12	R823867
	<p>PC, beige, ceramic MM, M PC, black, ceramic MM, M</p>	12 12	R823259 R823260
 <p>090.7526</p>	<p>Adapter E-2000™-Compact (one channel) Adapter E-2000™-Compact flangeless with semi-transparent dust caps. Quick mounting clip integrated. Supplied:</p> <ul style="list-style-type: none"> • Adapter E-2000™-Compact, Support plate 		
	<p>APC, green, ceramic SM, B</p>	12	R823265
	<p>PC, blue, ceramic SM, B</p>	12	R823266
	<p>PC, beige, ceramic, MM, M</p>	12	R823267
	<p>PC, black, ceramic, MM, M</p>	12	R823268

Ordering Information	Description	PU	Part Number
 <p>090.7578</p>	<p>Color Clip E-2000™-Compact Adapter Color clip for E-2000™-Compact adapter. Clip not mechanically coded.</p> <p>green blue magenta turquoise orange red white black</p>	<p>12 12 12 12 12 12 12 12</p>	<p>R823226 R823227 R823228 R823229 R823230 R823232 R823233 R823234</p>
 <p>090.7579</p>	<p>Color Clip E-2000™-Compact Adapter, Color clip for E-2000™-Compact adapter. Clip with mechanical coding.</p> <p>code 1, red code 2, brown code 3, yellow code 4, orange code 5, violet code 6, white</p>	<p>12 12 12 12 12 12</p>	<p>R823235 R823236 R823237 R823238 R823239 R823240</p>
 <p>090.6819</p>	<p>Dummy Plug E-2000™-Compact (13.1 x 14.8 mm) For sheet metal cutouts of 13.1 x 14.8 mm in diameter. Front panel wall thickness: 1.5 and 2 mm. Color: black (RAL 9005).</p>	<p>100</p>	<p>R809762</p>
<p>i New Version E-2000™-Compact.</p>			
 <p>090.6692</p>	<p>Snap-in Frame E-2000™-Compact Adapter, Snap-in frame for adapters E-2000™-Compact flangeless with semi-transparent dust caps. Supplied:</p> <ul style="list-style-type: none"> • Snap-in Frame • Coding clip 	<p>10 10</p>	<p>R805807 R807345</p>
 <p>010.1713</p>	<p>Snap-in Coding Clip, Color coding clip for snap-in adapters and the multimedia outlet.</p> <p>anthracite blue brown yellow green violet white</p>	<p>10 10 10 10 10 10 10</p>	<p>R302151 R302152 R302153 R302158 R302154 R302156 R302157</p>

LC Components



Features

Reliable

Wiggle-test approved

Security

Laser protection included


Production




100% controlled production

Connector LC

Features

- Connector tunable in 30° steps
- Injection-molded PBT housing, UL-listed
- Locking type latched push-pull
- Ferrule rotation locked when assembled
- Ferrule with end-face of \varnothing 0.6 mm and 35° dome angle.



Ordering Information	Description	PU	Part Number
 090.6521	Connector LC (pigtail) Supplied: <ul style="list-style-type: none"> • Connector housing • Ferrule holder for pigtail incl. ferrule • White plastic dust cover • Two spacer sleeve per 100 connectors 		
	APC, SM, green, 125.2 (+0.5/-0) μm, 0.5 μm con	100	R851081
	APC, SM, green, 126.0 (+1/-0) μm	100	R851077
 090.6523	Connector LC (pigtail) Supplied: <ul style="list-style-type: none"> • Connector housing • Ferrule holder for pigtail incl. ferrule • White plastic dust cover • Two spacer sleeve per 100 connectors 		
	PC, SM, blue, 125.2 (+0.5/-0) μm, 0.5 μm con	100	R851079
	PC, SM, blue, 126.0 (+1/-0) μm	100	R851075
	PC, MM, beige, 126.0 (+1/-0) μm	100	R851073
	PC, MM, beige, 127.0 (+2/-0) μm	100	R851071
 090.6522	Connector LC (patch cable) Supplied: <ul style="list-style-type: none"> • Connector housing • Ferrule holder for patch cable incl. ferrule • White plastic dust cover • Two spacer sleeve per 100 connectors 		
	APC, SM, green, 125.2 (+0.5/-0) μm, 0.5 μm con	100	R851080
	APC, SM, green, 126.0 (+1/-0) μm	100	R851076

Ordering Information	Description	PU	Part Number
----------------------	-------------	----	-------------



090.6525

Connector LC (patch cable)

Supplied:

- Connector housing
- Ferrule holder for patch cable incl. ferrule
- White plastic dust cover
- Two spacer sleeve per 100 connectors

PC, SM, blue, 125.2 (+0.5/-0) μm, 0.5 μm con

100

R851078

PC, SM, blue, 126.0 (+1/-0) μm

100

R851074

MM, beige, 126.0 (+1/-0) μm

100

R851072

MM, beige, 127.0 (+2/-0) μm

100

R851070



090.6520

Spacer sleeve, LC dispensing

10

R803487

Spacer sleeve which is routed over glue-needle to ensure the optimal depth of the needle.

(Two pieces included in connector set of 100 pcs).



090.6519

Color Clip LC Connector,

Color clip for LC connector.

green

100

R802925

blue

100

R802926

turquoise

100

R802927

orange

100

R802928

beige

100

R802929

violet

100

R802930

heather violet

100

R846313



090.5199

Color Clip LC-Duplex Connector,

Color clip for LC-Duplex connector.

green

12

R508098

blue

12

R508104

turquoise

12

R508100

orange

12

R508097

beige

12

R508105

red

12

R508103

yellow

12

R508102

violet

12

R508101

black

12

R508099

heather violet

12

R846314



090.5031

Plug Guard LC-Duplex Connector

1

R508116

Plug Guard for LC-Duplex connector.



090.5034

Key Plug Guard LC-Duplex Connector

1

R508117

Key to Plug Guard for LC-Duplex connector.

LC-QR




Features




- Highest packing density on the patch panel
- Monitoring/R&MintelIPhy
- Polarity reversal
- Optimum radius limitation on the patch cable



030.5775

Ordering Information	Description	PU	Part Number
Connector LC-QR Uniboot			
<p>030.5771</p>	Connector-LC-QR-Uni/PC-125.2µm-C0.5µm bl	50	R841476
	Connector-LC-QR-Uni/APC-125.2µm-C0.5µm gn	50	R842203
	Connector-LC-QR-Uni/PC-126µm-C1µm bk/tr	50	R842204
	Connector-LC-QR-Uni/PC-126µm-C1µm bk/hvt	50	R842205
Crimpsets for LC-QR Uniboot			
<p>030.5820</p>	Crimp sleeve 1.4-1.7mm	100	R841477
	Crimp sleeve 1.8-2.2mm	100	R841478
Twin Fiber Cable for LC-QR Uniboot			
<p>030.6069</p>	Twin Fiber Cable OM4-2x250 µm/1.4mm hv	2000	R849833
	Twin Fiber Cable OM3-2x250 µm/1.4mm tr	2000	R849834
	Twin Fiber Cable G657-A2-2x250 µm/1.4mm ye	2000	R849835

Ordering Information	Description	PU	Part Number
 <p>030.5815</p>  <p>030.5813</p>	<p>Assembling auxiliary tools for LC-QR The assembling of a LC-QR (without restriction to cable type or Uniboot) requires a lot of skills. R&M offers auxiliary tools, which reduce the assembly time and ensure repeatable quality.</p>		
030.5812	Assembly tool LC-QR housing (Image 030.5815)	1	R837007
030.5814	Assembly Tool-LC-QR-Uniboot (Image 030.5813)	1	R837008
030.5814	Assembly Tool LC-QR Duplex Cable (Image 030.5812)	1	R837009
030.5814	Wire Stripper LC-QR-Coating (Image 030.5814)	1	R837010
030.5814	Mounting- & Dismounting tool for Adapter		
<p>Mounting R&M adapters* into high-density panels will be child's play with the new Mounting- & Dismounting-tool from R&M.</p>			
<p>* LC duplex, SC simplex, E-2000 simplex and MPO</p>			
 <p>30.5816</p>	Adapter-Tool	1	R841481

Ordering Information	Description	PU	Part Number
 <p>090.6518</p>	<p>Crimp Set LC, 0.9 mm tube, Colored connector boot, short version, 12.3 mm length. For tubes from Ø 0.6 - 1.2 mm. Material boot: TPE, self extinguishing, free of halogen.</p>		
	green	100	R802932
	blue	100	R802933
	red	100	R802936
	black	100	R802931
	beige	100	R802934
	white	100	R802935
	gray	100	R802937
	brown	100	R802938
	yellow	100	R802939
	orange	100	R802940
	pink	100	R802941
 <p>090.7151</p>	<p>Crimp Set all Types E-2000™ / LC / SC, 1.7 mm cable, Crimp sleeve and colored connector boot. For cables from Ø 1.4 - 1.7 mm. Material sleeve: aluminum. Material boot: TPE, self extinguishing, free of halogen.</p>		
	green	100	R812801
	blue	100	R812802
	red	100	R812804
	black	100	R812803
 <p>090.7151</p>	<p>Crimp Set all Types E-2000™ / LC / SC, 2.2 mm cable, Crimp sleeve and colored connector boot. For cables from Ø 1.8 - 2.2 mm. Material sleeve: aluminum. Material boot: TPE, self extinguishing, free of halogen.</p>		
	green	100	R812805
	blue	100	R812806
	red	100	R812808
	black	100	R812807
	turquoise	100	R821290
	gray	100	R821291
	pink	100	R821292
	brown	100	R821293
	violet	100	R821294
	white	100	R509098
	orange	100	R816291
	yellow	100	R816292

Ordering Information	Description	PU	Part Number
----------------------	-------------	----	-------------



090.7151

Crimp Set all Types E-2000™ / LC / SC, 2.6 mm cable,

Crimp sleeve and colored connector boot. For cables from Ø 2.3 - 2.6 mm.

Material sleeve: aluminum. Material boot: TPE, self extinguishing, free of halogen.

green	100	R812809
blue	100	R812810
red	100	R813159
black	100	R813158



090.7151

Crimp Set all Types E-2000™ / LC / SC, 3.0 mm cable,

Crimp sleeve and colored connector boot. For cables from Ø 2.7 - 3.0 mm.

Material sleeve: aluminum. Material boot: TPE, self extinguishing, free of halogen.

green	100	R813160
blue	100	R813161
red	100	R813163
black	100	R813162




Adapter LC-Duplex

Features


- Compact design (SFF)
- Outstanding optical performance
- Duplex adapter fits in SC Simplex cutout
- Integral self-closing metal laser protection flaps
- Semi-transparent plastic dust cover, allowing optical testing with test lasers without removing the cover



Ceramic = zirconia ceramic alignment sleeve

Ordering Information	Description	PU	Part Number
 090.7332	<p>Adapter LC-Duplex (screwable) Adapter LC-Duplex with semi-transparent dust caps. Quick mounting clip and M2 thread integrated. Supplied:</p> <ul style="list-style-type: none"> • Adapter LC-Duplex • 2 Philips head screws M2 x 8, blue galvanized 		
	Adapter LC-Duplex APC, green, ceramic SM, C	12	R820415
	Adapter LC-Duplex PC, blue, ceramic SM, C	12	R820416
	Adapter LC-Duplex PC, heather violet, ceramic MM, M	12	R823205
	Adapter LC-Duplex PC, turquoise, ceramic MM, M	12	R823203
	Adapter LC-Duplex PC, beige, ceramic MM, M	12	R820417
 090.7334	<p>Adapter LC-Duplex APC, flangeless) LC-Duplex adapter flangeless with semi-transparent dust caps. Quick mounting clip integrated. Optimal frontplate thickness: 1.3 – 1.7 mm</p>		
	Adapter LC-Duplex APC, green, ceramic SM, C	12	R820418
	Adapter LC-Duplex PC, blue, ceramic SM, C	12	R820419
	Adapter LC-Duplex PC, heather violet, ceramic MM, M	12	R823206
	Adapter LC-Duplex PC, turquoise, ceramic MM, M	12	R823204
	Adapter LC-Duplex PC, beige, ceramic MM, M	12	R820420
 090.7478	<p>Color coding Clip LC-Duplex Matching the LC-Duplex adapters. Six clips per block.</p>		
	Color Coding Clip LC-Duplex Adapter, green	1	R820806
	Color Coding Clip LC-Duplex Adapter, blue	1	R820807
	Color Coding Clip LC-Duplex Adapter, ivory	1	R820808
	Color Coding Clip LC-Duplex Adapter, turquoise	1	R820810
	Color Coding Clip LC-Duplex Adapter, orange	1	R820809
	Color Coding Clip LC-Duplex Adapter, red	1	R820812
	Color Coding Clip LC-Duplex Adapter, yellow	1	R820811
	Color Coding Clip LC-Duplex Adapter, violet	1	R820814
	Color Coding Clip LC-Duplex Adapter, anthracite	1	R820813

Ordering Information	Description	PU	Part Number
----------------------	-------------	----	-------------



090.2929

Universal Adapter, empty, SC/E-2000™/LC-Duplex

1

R318742

Universal adapter without adapters.

Adapter frame «special» equipped with LC Duplex

Adapter frame «special» assembled with LC Duplex adapter fitting into selected R&M Patch Panels and outlets which are designed for the mounting of RJ45 Cat. 6A, Cat. 6A EL and Cat. 6 EL modules.

Supplied:

- Adapter frame special LC Duplex



090.7863

APC, green, ceramic SM, C

10

R840200

PC, blue, ceramic SM, C

10

R821302

PC, beige, ceramic MM, M

10

R821303

PC, turquoise, ceramic MM, M

10


R840201

PC, heather violet, ceramic MM, M

10

R840203

SC Components



Features

Security

Laserprotection included

Performance

High power approved up to 4,5 Watts

Design

Certified by GL & UL






Connector SC, SC-RJ

Features

- Injection-molded PBT housing, UL-listed
- No different expansion coefficients thanks to the ceramic ferrule
- Same ferrule holder as for E-2000™
- Locking type: push-pull
- Connector tunable in 60° steps



Ordering Information	Description	PU	Part Number
 <p>030.5990</p>	<p>Connector SC APC, Locking type push-pull. Injection-molded PBT housing, UL 94 V-0 (flammability index). Ferrule with end-face of Ø 0.5 mm and 45° dome angle. Supplied:</p> <ul style="list-style-type: none"> • Inner and outer connector housing • Ferrule holder incl. ferrule <p>SM, green, 125.2 (+05/-0) µm, 0.5 µm con SM, green, 126.0 (+1/-0) µm</p>	<p>100 100</p>	<p>R847362 R847363</p>
 <p>030.6085</p>	<p>Connector SC PC, Locking type push-pull. Injection-molded PBT housing, UL 94 V-0 (flammability index). Supplied:</p> <ul style="list-style-type: none"> • Inner and outer connector housing • Ferrule holder incl. ferrule <p>SM, blue, 125.2 (+0.5/-0) µm, 0.5 µm con SM, blue, 126.0 (+1/-0) µm 1.0 µm con MM, beige, 126.0 (+1/-0) µm 1.0 µm con MM, beige, 127.0 (+3/-0) µm</p>	<p>100 100 100 100</p>	<p>R847364 R840220 R840221 R847816</p>
 <p>030.6081</p>	<p>SC Housing Dismantle Tool Connector SC-RJ APC,</p>	<p>1</p>	<p>R851105</p>

Ordering Information	Description	PU	Part Number
----------------------	-------------	----	-------------



030.6072

Locking type push-pull. Injection-molded PBT housing, UL 94 V-0 (flammability index).

Supplied:

- Inner and outer connector housing
- 2 Ferrule holders incl. ferrules

SM, green, 126.0 (+1/-0) μm	50	R802168
------------------------------------	----	---------



030.6073




Connector SC-RJ PC,

Locking type push-pull. Injection-molded PBT housing, UL 94 V-0 (flammability index).

Supplied:

- Inner and outer connector housings
- 2 Ferrule holders incl. ferrules

SM, blue, 126.0 (+1/-0) μm 1.0 μm con	50	R802165
MM, beige, 127.0 (+3/-0) μm	50	R802162
MM, black, 232.0 (+2/-0) μm	50	R802164

Ordering Information	Description	PU	Part Number
 <p>090.6518</p>	<p>Crimp Set E-2000™ / SC, 0.9 mm tube, short, Colored connector boot, short version, 13.5 mm length. For tubes from Ø 0.6 - 1.2 mm. Material boot: TPE, self extinguishing, free of halogen.</p>		
	<p>green</p> <p>blue</p> <p>red</p> <p>black</p> <p>orange</p> <p>gray</p> <p>turquoise</p> <p>pink</p> <p>brown</p> <p>violet</p> <p>white</p> <p>beige</p> <p>yellow</p>	<p>100</p> <p>100</p> <p>100</p> <p>100</p> <p>100</p> <p>100</p> <p>100</p> <p>100</p> <p>100</p> <p>100</p> <p>100</p> <p>100</p> <p>100</p>	<p>R810593</p> <p>R810594</p> <p>R521640</p> <p>R810595</p> <p>R851106</p> <p>R851107</p> <p>R851108</p> <p>R851109</p> <p>R851110</p> <p>R852192</p> <p>R852193</p> <p>R852194</p> <p>R852195</p>
 <p>090.7151</p>	<p>Crimp Set all Types E-2000™ / LC / SC, 1.7 mm cable, Crimp sleeve and colored connector boot. For cables from Ø 1.4 - 1.7 mm. Material sleeve: aluminum. Material boot: TPE, self extinguishing, free of halogen.</p>		
	<p>green</p> <p>blue</p> <p>red</p> <p>black</p>	<p>100</p> <p>100</p> <p>100</p> <p>100</p>	<p>R812801</p> <p>R812802</p> <p>R812804</p> <p>R812803</p>
 <p>090.7151</p>	<p>Crimp Set all Types E-2000™ / LC / SC, 2.2 mm cable, Crimp sleeve and colored connector boot. For cables from Ø 1.8 - 2.2 mm. Material sleeve: aluminum. Material boot: TPE, self extinguishing, free of halogen.</p>		
	<p>green</p> <p>blue</p> <p>red</p> <p>black</p> <p>turquoise</p> <p>gray</p> <p>pink</p> <p>brown</p> <p>violet</p> <p>white</p> <p>orange</p> <p>yellow</p>	<p>100</p> <p>100</p> <p>100</p> <p>100</p> <p>100</p> <p>100</p> <p>100</p> <p>100</p> <p>100</p> <p>100</p> <p>100</p> <p>100</p>	<p>R812805</p> <p>R812806</p> <p>R812808</p> <p>R812807</p> <p>R821290</p> <p>R821291</p> <p>R821292</p> <p>R821293</p> <p>R821294</p> <p>R509098</p> <p>R816291</p> <p>R816292</p>

Ordering Information	Description	PU	Part Number
----------------------	-------------	----	-------------



090.7151

Crimp Set all Types E-2000™ / LC / SC, 2.6 mm cable,

Crimp sleeve and colored connector boot. For cables from Ø 2.3 - 2.6 mm.

Material sleeve: aluminum.

Material boot: TPE, self extinguishing, free of halogen.

green	100	R812809
blue	100	R812810
red	100	R813159
black	100	R813158



090.7151




Crimp Set all Types E-2000™ / LC / SC, 3.0 mm cable,

Crimp sleeve and colored connector boot. For cables from Ø 2.7 - 3.0 mm.

Material sleeve: aluminum.

Material boot: TPE, self extinguishing, free of halogen.

green	100	R813160
blue	100	R813161
red	100	R813163
black	100	R813162


Ordering Information	Description	PU	Part Number
 <p>010.2382</p>	<p>Duplex Clip, R&M connector SC This clips make SC-Duplex applications possible. Color: black.</p>	1	R306718
 <p>010.2983</p>	<p>Color Clip SC-RJ Connector, Color coding for SC-RJ patch cord, Fiber Guard, coding frame and Patch Guard.</p>		
	<p>green</p>	12	R310141
	blue	12	R310143
	turquoise	12	R310146
	orange	12	R310148
	red	12	R310144
	yellow	12	R310142
	violet	12	R310147
	anthracite	12	R310145
 <p>090.2736</p>	<p>Mechanical Color Clip SC-RJ Connector, Color coding for SC-RJ connector. Clip mechanically coded. Can be combined with security system levels 1 and 3.</p>		
	code 1, red	12	R318280
	code 2, brown	12	R318283
	code 3, yellow	12	R318294
	code 4, violet	12	R318295
	code 5, white	12	R318296
	code 6, black	12	R318297

Adapter SC






Features




- Injection-molded PBT housing, UL 94 V-0 (flammability index)
- Split ceramic sleeve
- 500 mating cycles

i Ceramic = zirconia ceramic alignment sleeve




Ordering Information	Description	PU	Part Number
<p>090.7705</p>	<p>Adapter SC (screwable) SC adapter with semi-transparent dust caps. Quick mounting clip integrated. M2 nuts pre-mounted. Supplied:</p> <ul style="list-style-type: none"> • SC adapter • 2 Philips head screws M2 x 8, blue galvanized 		
	APC, green, ceramic SM, B, screwable	12	R806951
	PC, blue, ceramic SM, B, screwable	12	R806952
	APC, green, ceramic SM, C, screwable	12	R804288
	PC, blue, ceramic SM, C, screwable	12	R805044
	PC, beige, ceramic MM, M, screwable	12	R806948
<p>090.7708</p>	<p>Adapter SC (flangeless) SC adapter flangeless with semi-transparent dust caps. Quick mounting clip integrated. Optimal front plate thickness: 1.3 – 1.7 mm</p>		
	APC, green, ceramic SM, B	12	R806949
	PC, blue, ceramic SM, B	12	R806950
	APC, green, ceramic SM, C	12	R803945
	PC, blue, ceramic SM, C	12	R804274
	PC, beige, ceramic MM, M	12	R804282
<p>090.2929</p>	<p>Universal Adapter, empty, SC/E-2000™/LC-Duplex Universal adapter without adapters.</p>	1	R318742
<p>090.7866</p>	<p>Adapter frame «special» equipped with SC Adapter frame «special» assembled with SC Simplex adapter fitting into selected R&M Patch Panels and outlets which are designed for the mounting of RJ45 Cat. 6_A, Cat. 6_A EL and Cat. 6 EL modules. Supplied:</p> <ul style="list-style-type: none"> • Adapter frame special SC 		
	APC, green, ceramic SM, C	10	R840202
	PC, blue, ceramic SM, C	10	R822672
	PC, beige, ceramic MM, M	10	R822673

Ordering Information	Description	PU	Part Number
 <p>090.2443</p>	<p>Adapter SC-Duplex (screwable) Supplied:</p> <ul style="list-style-type: none"> • SC-Duplex adapter • 2 Philips head screws M2 x 8, blue galvanized • 2 mounted hexagonal nuts M2, blue galvanized 		
	<p>APC, green, ceramic SM, C</p>	12	R804260
	<p>PC, blue, ceramic SM, C</p>	12	R30805
	<p>PC, beige, ceramic MM, M</p>	12	R317064
 <p>090.2733</p>	<p>Adapter SC-RJ (Snap-in) Supplied:</p> <ul style="list-style-type: none"> • SC-RJ adapter with semi-transparent dust caps • Snap-in frame with coding clip, gray • Installation instructions 		
	<p>APC, green, ceramic SM, B</p>	12	R318279
	<p>APC, green, ceramic SM, C</p>	12	R318278
	<p>PC, blue, ceramic SM, C</p>	12	R318276
	<p>PC, blue, PhBr SM, D</p>	12	R318275
	<p>PC, beige, ceramic MM, M</p>	12	R318274
	<p>PC, black, ceramic MM, M</p>	12	R312695
	<p>PC, black, PhBr MM, N</p>	12	R312775
 <p>090.2727</p>	<p>Adapter SC-RJ Supplied:</p> <ul style="list-style-type: none"> • SC-RJ adapter with semi-transparent dust caps 		
	<p>APC, green, ceramic SM, B</p>	12	R318265
	<p>APC, green, ceramic SM, C</p>	12	R318264
	<p>PC, blue, ceramic SM, C</p>	12	R318263
	<p>PC, blue, PhBr SM, D</p>	12	R318262
	<p>PC, beige, ceramic MM, M</p>	12	R318261
	<p>PC, black, ceramic SM, C</p>	12	R311754
	<p>PC, black, PhBr MM, N</p>	12	R311753
 <p>090.2737</p>	<p>Mechanical Color Pin SC-RJ Adapter, Color coding for SC-RJ adapter. Pin mechanically coded. Can be combined with security system levels 1 and 3.</p>		
	<p>code 1, red</p>	12	R318298
	<p>code 2, brown</p>	12	R318302
	<p>code 3, yellow</p>	12	R318305
	<p>code 4, violet</p>	12	R318309
	<p>code 5, white</p>	12	R318310
	<p>code 6, black</p>	12	R318312
 <p>030.0308</p>	<p>Dummy Plug E-2000™ / SC / LC-Duplex (13x9 mm) For E-2000™, SC and LC-Duplex mounting holes. Dimensions cutout: 13 x 9 mm Front panel wall thickness: 1.5 mm</p>	12	R30004-20

Ordering Information	Description	PU	Part Number
 <p data-bbox="135 584 209 600">010.2151</p>	<p data-bbox="544 293 943 322">Dummy Plug SC-Duplex (34 x 9.3 mm)</p> <p data-bbox="544 329 895 421">For SC-Duplex mounting holes. Dimensions cutout: 26.4 x 9.8 mm Front panel wall thickness: 1.5 mm</p>	12	R30843
 <p data-bbox="135 909 209 925">090.7061</p>	<p data-bbox="544 645 863 674">Snap-in Blind Cover, light gray</p> <p data-bbox="544 680 1070 741">For sheet metal cutouts of 15 x 19.5 mm in diameter. Front panel wall thickness: 1.5 and 3 mm.</p>	10	R308708
 <p data-bbox="135 1189 209 1205">010.2949</p>	<p data-bbox="544 958 900 987">Snap-in Frame for SC-RJ Adapters</p> <p data-bbox="544 994 1018 1055">Snap-in frame and coding clip, gray. Front panel wall thickness: 1.5 mm and 2.0 mm.</p>	20	R315027

MPO Adapters






MPO Adapters

Features


- Injection-moulded PBT housing, UL 94 V-0 (flammability index)
- 500 mating cycles



070.0273

Ordering Information	Description	PU	Part Number
<p>070.0272</p>	<p>MPO Adapter Type A (key up - key down) MPO adapter with dust caps. Quick mounting clip integrated. Optimal front plate thickness: 1.3 - 1.7 mm</p>		
	Adapter-MPO-flangeless-A-bk	12	R824361
<p>070.0271</p>	<p>MPO Adapter Type A (key up - key down) MPO adapter with dust caps. Quick mounting clip integrated Supplied:</p> <ul style="list-style-type: none"> • MPO Adapter • 2 head screws M2x8, blue galvanized 		
	Adapter-MPO-screw-A-bk	12	R824364
<p>070.0274</p>	<p>MPO Adapter Type B (key up - key up) MPO adapter with dust caps. Quick mounting clip integrated. Optimal front plate thickness: 1.3 - 1.7 mm</p>		
	Adapter-MPO-flangeless-B-gy	12	R824363
<p>070.0273</p>	<p>MPO Adapter Type B (key up - key up) MPO adapter with dust caps. Quick mounting clip integrated Supplied:</p> <ul style="list-style-type: none"> • MPO Adapter • 2 head screws M2x8, blue galvanized 		
	Adapter-MPO-screw-B-gy	12	R824366
<p>070.0270</p>	<p>MPO Adapter Type A (key up - key down) MPO adapter with dust caps. Quick mounting clip integrated. Optimal front plate thickness: 1.3 - 1.7 mm</p>		
	Adapter-MPO-flangeless-A-rd	12	R824362
<p>070.0269</p>	<p>MPO Adapter Type A (key up - key down) MPO adapter with dust caps. Quick mounting clip integrated Supplied:</p> <ul style="list-style-type: none"> • MPO Adapter • 2 head screws M2x8, blue galvanized 		
	Adapter-MPO-screw-A-rd	12	R824365

FC Components







Connector and Adapter FC

Features

- Precise fullceramic ferrule
- Coupling for double-D-hole (dtype) or screwed flange (square)
- Brass adapter housing, nickel-coated
- Split zirconia ceramic sleeve
- 500 mating cycles



030.0635

Ordering Information	Description	PU	Part Number
 <p>090.6038</p>	<p>Connector FC Fully mounted connector (small key). Locking system: thread mount. Connector housing made of nickel-plated brass, rotation lock made of beryllium bronze. Ferrule with end-face of \varnothing 0.5 mm and 45° done angle.</p>		
	<p>APC, SM, 125.5 (+1/-0) μm</p>	100	R510784
 <p>090.6038</p>	<p>Connector FC Fully mounted connector (small key). Locking system: thread mount. Connector housing made of nickel-plated brass, rotation lock made of beryllium bronze.</p>		
	<p>PC, SM, 126.0 (+1/-0) μm PC, MM, 126.0 (+1/-0) μm</p>	100 100	R510783 R510782
 <p>090.6039</p>	<p>Crimp Set FC, 0.9 mm tube, Colored connector boot. For tubes from \varnothing 0.6 - 1.2 mm. Material boot: self extinguishing, free of halogen.</p>		
	<p>green blue black</p>	100 100 100	R510810 R510809 R510808
 <p>090.6039</p>	<p>Crimp Set FC, 2.2 mm cable, Crimp sleeve and colored connector boot. For cables from \varnothing 1.8 - 2.2 mm. Material sleeve: aluminum. Material boot: self extinguishing, free of halogen.</p>		
	<p>blue red black</p>	100 100 100	R510813 R510817 R510811

Ordering Information	Description	PU	Part Number
----------------------	-------------	----	-------------



090.6039

Crimp Set FC, 3.0 mm cable,

Crimp sleeve and colored connector boot.
For cables from Ø 2.5 - 3.0 mm. Material sleeve: aluminum.
Material boot: self extinguishing, free of halogen.

green	100	R510816
blue	100	R510814
red	100	R510818
black	100	R510812



030.0635

Adapter FC

Supplied:

- FC adapter (zirconia ceramic alignment sleeve)
- Hexagonal nut

PC/APC (wide key), ceramic SM, C, dtype	12	R30911
PC/APC (wide key), ceramic SM, C, square	1	R311304



030.0307

Dummy Plug ST / FC (Ø 8.0 - 9.5 mm)	12	R30841
--	----	--------

ST Components











Connector and Adapter ST

Features


- Brass adapter housing
- Bayonet-type locking
- Split zirconia ceramic sleeve
- 500 mating cycles
- Coupling for double-D-hole



010.0800

Ordering Information	Description	PU	Part Number
	Connector ST Connector completely assembled. Bayonet locking type. Zinc casting connector housing, nickel-coated.		
090.6040			
	PC, SM, 126.0 (+1/-0) μm	100	R510786
	PC, MM, 126.0 (+1/-0) μm	100	R510785
	 Connector not tunable.		
	Crimp Set ST, 0.9 mm tube, Colored connector boot. For tubes from Ø 0.6 - 1.2 mm. Material boot: self extinguishing, free of halogen.		
090.6041			
	blue	100	R510820
	black	100	R510819
	Crimp Set ST, 2.2 mm cable, Crimp sleeve and colored connector boot. For cables from Ø 1.8 - 2.2 mm. Material sleeve: aluminum. Material boot: self extinguishing, free of halogen.		
090.6041			
	blue	100	R510823
	red	100	R510852
	black	100	R510821
	Crimp Set ST, 3.0 mm cable, Crimp sleeve and colored connector boot. For cables from Ø 2.5 - 3.0 mm. Material sleeve: aluminum. Material boot: self extinguishing, free of halogen.		
090.6041			
	blue	100	R510824
	red	100	R510826
	black	100	R510822

Ordering Information	Description	PU	Part Number
----------------------	-------------	----	-------------



010.0800

Adapter ST

Supplied:

- ST adapter
- Washer, toothed
- Hexagonal nut

PC, ceramic SM / MM

12

R30802

PC, PhBr SM, D

12

R306881

PC, PhBr MM, N

12

R303562




030.0307

Dummy Plug ST / FC (Ø 8.0 - 9.5 mm)

12

R30841

FO Field



Features

Flexibility
Cabling freedom

Efficiency
Easy mounting

Quality
Swiss precision







Connection Systems FO Field



Features

- Field-terminable, no polishing required
- Assembled in less than 1 minute
- Few tools required (cleaver, wire stripper)
- Highest performance (Grade C_f with SM and Grade B_{mf} with MM)
- Can be reassembled five times
- One connector type for fibers of 250µm up to cables of 3.0mm
- Simple function test



090.6830

Ordering Information	Description	PU	Part Number
 <p>090.7336</p>	<p>FO Field LC, Grade C, APC, green, Field-terminable LC/APC connector, Grade C_f/1, individual packaged incl. stripping chart and QR code with installation instructions. Color green, strain relief pigtail white.</p>		
	G657.A fiber stub, 250µm fibers up to 0.9mm fibers	1	R846317
	G652.D fiber stub, 250µm fibers up to 0.9mm fibers	1	R846319
 <p>090.7341</p>	<p>FO Field LC, Grade C, PC, blue, Field-terminable LC/PC connector, Grade C_f/2, individual packaged incl. stripping chart and QR code with installation instructions. Color blue, strain relief pigtail white.</p>		
	G657.A fiber stub, 250µm fibers up to 0.9mm fibers	1	R846320
	G652.D fiber stub, 250µm fibers up to 0.9mm fibers	1	R846321
 <p>090.7344</p>	<p>FO Field LC, Grade B_{mf}, PC, beige, Field-terminable LC/PC connector, Grade B_{mf}/3, individual packaged incl. stripping chart and QR code with installation instructions. Color beige, strain relief pigtail white.</p>		
	OM4 fiber stub, 250µm fibers up to 0.9mm fibers	1	R846322
 <p>090.7337</p>	<p>FO Field SC, Grade C, APC, green, Field-terminable SC/APC connector, Grade C_f/1, individual packaged incl. stripping chart and QR code with installation instructions. Color green, strain relief pigtail white.</p>		
	G657.A fiber stub, 250µm fibers up to 0.9mm fibers	1	R846323
	G652.D fiber stub, 250µm fibers up to 0.9mm fibers	1	R846324

Ordering Information	Description	PU	Part Number
 <p data-bbox="137 524 209 544">090.7342</p>	<p data-bbox="563 297 874 320">FO Field SC, Grade C_r, PC, blue,</p> <p data-bbox="563 329 1015 416">Field-terminable SC/PC connector, Grade C_r/2, individual packaged incl. stripping chart and QR code with installation instructions.</p> <p data-bbox="563 423 903 450">Color blue, strain relief pigtail white.</p>	1	R846325
	<p data-bbox="563 488 1082 508">G657.A fiber stub, 250µm fibers up to 0.9mm fibers</p>	1	R846326
	<p data-bbox="563 519 1082 539">G652.D fiber stub, 250µm fibers up to 0.9mm fibers</p>		
 <p data-bbox="137 844 209 864">090.7343</p>	<p data-bbox="563 618 895 640">FO Field SC, Grade B_{mf}, PC, beige,</p> <p data-bbox="563 649 1023 736">Field-terminable SC/PC connector, Grade B_{mf}/3, individual packaged incl. stripping chart and QR code with installation instructions.</p> <p data-bbox="563 743 916 770">Color beige, strain relief pigtail white.</p>	1	R846327
	<p data-bbox="563 808 1058 828">OM4 fiber stub, 250µm fibers up to 0.9mm fibers</p>		

Crimp & Cleave



Features

Efficiency

Assembled in less than 3 min

Reliable

Fullfills «Extreme Environment» requirement

Flexibility


Easy to learn, intuitiv assembly steps



Connector PCF Crimp and Cleave

Features

- Field-terminable, no polishing required
- Assembled in less than 3 minutes
- Few tools required (cleaver and wire stripper)
- Perfect point-to-point connectivity
- Extremely durable (Category extreme environment)
- All cable types up to diameter of 3.2 mm



Ordering Information	Description	PU	Part Number
<p>090.7017</p>	<p>Connector PCF Crimp and Cleave, E-2000™ Field-terminable E-2000™/PC connector, grade Em. Color beige. Supplied:</p> <ul style="list-style-type: none"> • Connector housings with metal dust shutter • Ferrule holder incl. ferrule 		
	PC, MM, beige, 232.0 (+2/-0) μm	50	R810635
<p>090.7016</p>	<p>Connector PCF Crimp and Cleave, SC Field-terminable SC/PC connector, grade Em. Color beige. Supplied:</p> <ul style="list-style-type: none"> • Connector housings and plastic dust cover • Ferrule holder incl. ferrule 		
	PC, MM, beige, 232.0 (+2/-0) μm	50	R810633
	MM, beige, 232.0 (+2/-0) μm	100	R802160
<p>090.7015</p>	<p>Connector PCF Crimp and Cleave, SC-RJ Field-terminable SC-RJ/PC connector, grade Em. Color beige. Supplied:</p> <ul style="list-style-type: none"> • Connector housings and plastic dust covers • Ferrule holder incl. ferrule 		
	PC, MM, beige, 232.0 (+2/-0) μm	25	R810634
<p>090.7153</p>	<p>Tool box PCF Crimp and Cleave, 2.5mm</p> <p>Assembling tool for PCF crimp and cleave connectors based on 2.5mm ferrule (E-2000, SC, SC-RJ, SC Duplex). Without connector.</p>	1	R810636
<p>010.2382</p>	<p>Duplex Clip, R&M connector SC This clips make SC-Duplex applications possible. Color: black.</p>	1	R306718

Tools & Testing Equipment

Features

Security


Minimum excentricity

Stability

Worst-case measurement thanks to fiber position in lower sector (singlemode)

Service

Test protocol with exact fiber position



Reference Cords

Features

- Minimum excentricity
- Long term durability due to zirconia (ceramic) ferrule
- Worst-case measurement thanks to fiber position in lower sector (singlemode)
- Maximum repeatability
- Test protocol with exact fiber position

i Other reference cord types on request.



090.6636

Reference Cord E-2000™ APC, R/1 -

This reference connector is characterized by a highly precise fiber centricity of $G = 0.30\mu\text{m}$ maximum. To guarantee worst-case measurement, the fibers are turned downward at an angle of $\pm 30^\circ$. This means that an optimum measuring precision is ensured, giving you and your customers maximum reliability for each-to-each values of the measured connections.

Supplied:

- Reference cord, 3 m
- Test protocol, incl. IL and RL at 1310nm + 1550nm, fiber position
- Interferometry test protocol
- Box, black

E-2000™ APC, B/1, G.652.D, 3 m

1

R804250

FC APC, C/1, G.652.D, 3 m

1

R804238

FC PC, C/2, G.652.D, 3 m

1

R804232

SC APC, B/1, G.652.D, 3 m

1

R804244



090.6636

Reference Cord E-2000™ PC, R/2 -

This reference connector is characterized by a highly precise fiber centricity of $G = 0.30\mu\text{m}$ maximum. To guarantee worst-case measurement, the fibers are turned downward at an angle of $\pm 30^\circ$. This means that an optimum measuring precision is ensured, giving you and your customers maximum reliability for each-to-each values of the measured connections.

Supplied:

- Reference cord, 3 m
- Test protocol, incl. IL and RL at 1310nm + 1550nm, fiber position
- Interferometry test protocol
- Box, black

E-2000™ APC, B/1, G.652.D, 3 m

1

R804251

FC APC, C/1, G.652.D, 3 m

1

R804239

FC PC, C/2, G.652.D, 3 m

1

R804233

SC APC, B/1, G.652.D, 3 m

1

R804245

Ordering Information	Description	PU	Part Number
----------------------	-------------	----	-------------



090.6636

Reference Cord E-2000™ PC, R/2 -

This reference connector is characterized by a highly precise fiber centricity of $G = 1.00\mu\text{m}$ maximum. This means that an optimum measuring precision is ensured, giving you and your customers maximum reliability for each-to-each values of the measured connections.

Supplied:

- Reference cord, 3 m
- Test protocol, incl. IL and RL at 850nm + 1300nm, fiber position
- Interferometry test protocol
- Box, black

FC PC, Bm/3, OM3, 3 m

1

R804262



090.6636

Reference Cord LC APC, R/1 -

This reference connector is characterized by a highly precise fiber centricity of $G = 0.30\mu\text{m}$ maximum. To guarantee worst-case measurement, the fibers are turned downward at an angle of $\pm 30^\circ$. This means that an optimum measuring precision is ensured, giving you and your customers maximum reliability for each-to-each values of the measured connections.

Supplied:

- Reference cord, 3 m
- Test protocol, incl. IL and RL at 1310nm + 1550nm, fiber position
- Interferometry test protocol
- Box, black

E-2000™ APC, B/1, G.652.D, 3 m

1

R804255

FC APC, C/1, G.652.D, 3 m

1

R804242

FC PC, C/2, G.652.D, 3 m

1

R804236

SC APC, B/1, G.652.D, 3 m

1

R804248



090.6636

Reference Cord LC PC, R/2 -

This reference connector is characterized by a highly precise fiber centricity of $G = 0.30\mu\text{m}$ maximum. To guarantee worst-case measurement, the fibers are turned downward at an angle of $\pm 30^\circ$. This means that an optimum measuring precision is ensured, giving you and your customers maximum reliability for each-to-each values of the measured connections.

Supplied:

- Reference cord, 3 m
- Test protocol, incl. IL and RL at 1310nm + 1550nm, fiber position
- Interferometry test protocol
- Box, black

E-2000™ APC, B/1, G.652.D, 3 m

1

R804256

FC APC, C/1, G.652.D, 3 m

1

R804243

FC PC, C/2, G.652.D, 3 m


1

R804237

SC APC, B/1, G.652.D, 3 m

1

R804249

Ordering Information	Description	PU	Part Number
 <p>090.6636</p>	<p>Reference Cord SC PC, R/2 - This reference connector is characterized by a highly precise fiber centricity of $G = 0.30\mu\text{m}$ maximum. To guarantee worst-case measurement, the fibers are turned downward at an angle of $\pm 30^\circ$. This means that an optimum measuring precision is ensured, giving you and your customers maximum reliability for each-to-each values of the measured connections. Supplied:</p> <ul style="list-style-type: none"> • Reference cord, 3 m • Test protocol, incl. IL and RL at 1310nm + 1550nm, fiber position • Interferometry test protocol • Box, black 		
	<p>E-2000™ APC, B/1, G.652.D, 3 m</p>	1	R804254
	<p>FC APC, C/1, G.652.D, 3 m</p>	1	R804241
	<p>FC PC, C/2, G.652.D, 3 m</p>	1	R804235
	<p>SC APC, B/1, G.652.D, 3 m</p>	1	R804247
 <p>090.6636</p>	<p>Reference Cord SC PC, R/2 - This reference connector is characterized by a highly precise fiber centricity of $G = 1.00\mu\text{m}$ maximum. This means that an optimum measuring precision is ensured, giving you and your customers maximum reliability for each-to-each values of the measured connections. Supplied:</p> <ul style="list-style-type: none"> • Reference cord, 3 m • Test protocol, incl. IL and RL at 850nm + 1300nm, fiber position • Interferometry test protocol • Box, black 		
	<p>FC PC, Bm/3, OM3, 3 m</p>	1	R804263


Launch fiber

Features

- Long service life
- Latest fiber types
- Singlemode and multimode
- High attenuation accuracy
- Suitable for high-power applications
- Easy handling
- High return loss






i Other launch fiber types on request.

Ordering Information	Description	PU	Part Number
 <p>090.6868</p>	<p>Launch Fiber Launch fibers are delivered in a protective transportation box. Mode type: E9/125/250µm. Box dimensions: 195 x 160 x 32 mm. Supplied:</p> <ul style="list-style-type: none"> • Transportation box • Launch fiber 1000 m • Test protocol, incl. IL and RL at 1310nm + 1550nm, fiber position • Interferometry test protocol 		
	<p>E-2000™ APC, R/1 - FC PC, C/2, G.652.D, 1000 m</p>	1	R807761
	<p>E-2000™ PC, R/2 - FC PC, C/2, G.652.D, 1000 m</p>	1	R807760
	<p>LC PC, R/2 - FC PC, C/2, G.652.D, 1000 m</p>	1	R809805
	<p>SC PC, R/2 - FC PC, C/2, G.652.D, 1000 m</p>	1	R807762

i Attenuation value in protocols include connector and fiber loss.

Testing Equipment




Ordering Information	Description	PU	Part Number
 <p data-bbox="113 857 185 875">090.5143</p>	<p data-bbox="539 595 719 622">Red Light Source,</p> <p data-bbox="539 629 1091 685">Red light source (wavelength 640 nm) for 2.5 + 1.25 mm ferrules for connectors E-2000™, FC, SC, ST, LC and MU.</p> <p data-bbox="539 692 632 719">Supplied:</p> <ul data-bbox="539 725 836 842" style="list-style-type: none"> • Red light source • Adapter for ferrule 1.25 mm • Batteries • Case 	1	R504313
	<p data-bbox="603 943 1238 969">Laser power 0.5 mW / -3dBm for approximately 3 km fiber length.</p>		
 <p data-bbox="113 1312 185 1330">090.2960</p>	<p data-bbox="539 1043 799 1070">Service Adapter E-2000™</p> <p data-bbox="539 1104 1023 1193">Simplifies the cleaning of the E-2000™ connector. Plugging the adapter in automatically opens the laser dust cover, releasing the ferrule.</p>	5	R316625

Tool Kit for FO Field

Features

- Easy handling
- Light and compact design
- Power supply independent










Ordering Information	Description	PU	Part Number
<p>090.7160</p>	<p>Tool Kit FO Field</p> <p>Assembling tool for connector FO Field.</p> <p>Supplied:</p> <ul style="list-style-type: none"> • Tool case • Fiber fixation tool • Adapter for red light source reduction 2.5mm to 1.25mm • Adapter 2.5mm • Adapter 1.25mm • Red light source 650nm, 0.5mW • Dual hole fiber stripper • Stripping tool 0.6 - 2.6mm • Kevlar scissor (R810638) • Bin for fiber piece • Cleaning wipes • Fiber marker, black • Patch cord OM4, SC PC to LC PC, 3m • Patch cord OS2, SC PC to LC PC, 3m • Manual FO Field pigtail and patch cord 	1	R810212
<p>090.7159</p>			R812786
<p>090.5143</p>			R812784
<p>090.7163</p>			R812785
<p>090.7154</p>			R504313
			R813813
			R812543
			R813284
			R813285
	<p> Without cleaver.</p>		
<p>090.7161</p>	<p>Fiber Cleaver 8°</p> <p>Novel 8° fiber cleaver from R&M for angled fiber connections. Designed for 10'000 cleaves (10 positions à 1'000 cleaves). Not suitable for fusion splicing!</p>	1	R810207

Tools for PCF Crimp and Cleave Connectors

Features

- Easy handling
- 2 ferrules ready in less than 2 minutes
- Extremely durable (Category extreme environment)
- Power supply independent
- Glueless assembling, fiber fixation by clamping (crimp) and fiber end cleaving
- Suitable for SC Duplex, SC, SC-RJ and E-2000™ connector family






Ordering Information	Description	PU	Part Number
 090.7153	<p>Tool box PCF 2.5mm Crimp and Cleave</p> <p>Assembling tool for connector crimp and cleave PCF.</p> <p>Supplied:</p> <ul style="list-style-type: none"> • Tool box • Fiber cleaver • Stripping tool 0.6 - 2.6mm • Kevlar scissors • Crimping tool • Crimp die E-2000™/LC/SC-PCF crimp and cleave (R&M ferrule holder) • Fiber stripper 230µm • Assembly instructions 	1	R810636
 090.7156		R813172	
 090.7154		R812543	
 090.7157		R810638	
 090.7155		R316697	
 090.2652		R803941	
 090.2651		R812532	
		<p>Crimping Tool</p> <p>Supplied:</p> <ul style="list-style-type: none"> • Crimping tool (without crimp dies) 	1
	<p>Crimp Die,</p> <p>E-2000™/LC/SC (R&M ferrule holder)</p> <p>E-2000™/LC/SC-PCF crimp&cleave (R&M ferrule holder)</p> <p>LC</p> <p>ST</p> <p>SC / FC</p> <p>IP67 (800N)</p>	1	R316696
		1	R803941
		1	R316720
		1	R316721
		1	R316722
		1	R316770

Cleaning Kit Case


Studies have shown that 80 to 90 percent of all transmission problems in optical networks are caused by dirty connectors. As a rule, every connector must be checked and cleaned if necessary, before it is plugged in. The same applies to new and unused patch cords. This cleaning kit has been specifically designed for network technicians. The tools it contains can be used to clean and check all standard connector types.



Ordering Information	Description	PU	Part Number
	<p>Cleaning Kit Case FO</p> <p>Supplied:</p> <ul style="list-style-type: none"> • Connector microscope, 200x magnification, micro adapters 1.25 mm and 2.5 mm (PC/APC), service adapter for E-2000™ connectors • Cletop dry cleaning cassette • Isopropyl alcohol dispenser, empty • Cleaning wipes (10x10 cm) • Ferrule Mate, 1.25 mm, to clean connectors directly at the patch panel (LC) • Ferrule Mate, 2.5 mm, to clean connectors directly at the patch panel (ST, SC, FC, E-2000™) 	1	R319903
090.2924	<p>i Due to export restrictions we do not sell any alcohol. For cleaning purpose please use Isopropyl-Alcohol 99,7% which can be bought in any drug store / pharmacie.</p>		
			
090.2960			
	<p>Ferrule Mate,</p> <p>Replacement Ferrule Mate for the FO cleaning kit case. To clean connectors (300 - 600x) directly at the patch panel.</p>		
090.2927	<p>1.25 mm, for LC</p> <p>2.50 mm, for E-2000™/FC/SC/ST</p>	1	R319901
		1	R319902
	<p>IBC Brand Cleaner, MPO in adapters</p> <p>To clean of MPO connector in adapter.</p>	1	R803932
090.6685			

Ordering Information	Description	PU	Part Number
 090.6686	Reel Cleaner, MPO connectors Designed for cleaning of MPO-male, also for other FO connectors usable.	1	R803931
 090.6687	Reel Cleaner Spare Cleaning Tabs , 6x Spare cleaning tapes for the reel cleaner MPO-male.	1	R803933

Assembled Cables



Features

Performance

Fully integrated IEC 61753
«each-to-each» performance

Quality

100% factory tested

Reliable


Long service life, periodical
testing of all mechanical and
thermal parameters






Pigtails E-2000™

Features

- Integrated spring-loaded shutter for dust and scratching protection
- Locking type latched push-pull. Injection-molded PBT housing, UL 94 V-0 (flammability index)
- Semi-tight buffer Ø 0.9 mm one side fitted with E-2000™ connector





Ordering Information	Description	PU	Part Number
 090.7265	Pigtail E-2000™ APC, green/green, Pigtail-set with 12 different tube/fiber colors: yellow, green, blue, red, black, orange, gray, turquoise, pink, brown, violet and white. G.652.D 12-colors, C/1, 2.5 m	1	R809361
 090.7265	Pigtail E-2000™ APC, green/green, G.652.D yellow, C/1, 2.5 m	12	R30966
 030.0643	Pigtail E-2000™ PC, blue/blue, G.652.D yellow, C/2, 2.5 m PC, beige/turquoise, OM4 turquoise, Am/2, 2.5 m PC, beige/turquoise, OM4 turquoise, Bm/3, 2.5 m PC, beige/turquoise, OM3 turquoise, Am/2, 2.5 m PC, beige/turquoise, OM3 turquoise, Bm/3, 2.5 m	12 12 12 12 12	R30964 R812513 R802914 R812512 R802915

Pigtails LC

Features

- Compact design (SFF). 1.25 mm ferrule technology
- Locking type latched push-pull
- Semi-tight buffer Ø 0.9 mm one side fitted with LC connector




Ordering Information	Description	PU	Part Number
 090.6516	Pigtail LC APC, green, G.652.D yellow, C/1, 2.5 m	12	R803524
 090.6515	Pigtail LC PC, beige, OM4 turquoise, Am/2, 2.5 m OM4 turquoise, Bm/3, 2.5 m OM3 turquoise, Am/2, 2.5 m OM3 turquoise, Bm/3, 2.5 m	12 12 12 12	R812517 R803549 R812516 R803548

Pigtails SC

Features

- Locking type push-pull
- Injection-molded PBT housing, UL-listed
- Semi-tight buffer (PA/PBT) with strip ability ≥ 1.5 m




Ordering Information	Description	PU	Part Number
 <p data-bbox="113 797 185 826">090.7290</p>	<p data-bbox="539 568 639 598">Pigtail SC</p> <p data-bbox="539 633 932 663">APC, green, G.652.D yellow, C/1, 2.5 m</p> <p data-bbox="539 667 903 696">PC, blue, G.652.D yellow, C/2, 2.5 m</p> <p data-bbox="539 701 935 730">PC, beige, OM4 turquoise, Am/2, 2.5 m</p> <p data-bbox="539 734 935 763">PC, beige, OM4 turquoise, Bm/3, 2.5 m</p> <p data-bbox="539 768 935 797">PC, beige, OM3 turquoise, Am/2, 2.5 m</p> <p data-bbox="539 801 935 831">PC, beige, OM3 turquoise, Bm/3, 2.5 m</p>	<p data-bbox="1182 633 1225 663">12</p> <p data-bbox="1182 667 1225 696">12</p> <p data-bbox="1182 701 1225 730">12</p> <p data-bbox="1182 734 1225 763">12</p> <p data-bbox="1182 768 1225 797">12</p> <p data-bbox="1182 801 1225 831">12</p>	<p data-bbox="1342 633 1442 663">R31015</p> <p data-bbox="1342 667 1442 696">R31014</p> <p data-bbox="1342 701 1442 730">R812515</p> <p data-bbox="1342 734 1442 763">R802912</p> <p data-bbox="1342 768 1442 797">R812514</p> <p data-bbox="1342 801 1442 831">R307388</p>

Patch Cords E-2000™

Features

- The connector housing fully protects the ferrule against dust, dirt and scratching
- Integrated spring-loaded shutters for dust and scratching protection
- LSZH cable sheath
- Locking type latched push-pull
- Injection-molded PBT housing, UL-listed




 Different lengths and fiber types on request.

Ordering Information	Description	PU	Part Number
 090.6741	Patch Cord E-2000™ APC - E-2000™ APC, green/green, Both sides fitted with one E-2000™ APC 8° connector. Connector color: green. Lever color: green. Fiber: SM E9/125 G.652.D (OS1, OS2). Cable: Ø 3.0 mm, yellow.		
	G.652.D, C/1, Ø 3.0mm, 2 m	1	R30979
	G.652.D, C/1, Ø 3.0mm, 3 m	1	R30980
	G.652.D, C/1, Ø 3.0mm, 5 m	1	R30982
 090.6742	Patch Cord E-2000™ PC - E-2000™ PC, blue/blue, Both sides fitted with one E-2000™ PC connector. Connector color: blue. Lever color: blue. Fiber: SM E9/125 G.652.D (OS1, OS2). Cable: Ø 3.0 mm, yellow.		
	G.652.D, C/2, Ø 3.0mm, 2 m	1	R30969
	G.652.D, C/2, Ø 3.0mm, 3 m	1	R30970
	G.652.D, C/2, Ø 3.0mm, 5 m	1	R30972

Patch Cords LC-Duplex



Features

- Compact design (SFF)
- 1.25 mm ferrule technology
- Locking type latched push-pull
- LSZH cable sheath
- UL-listed



090.6511


i Different lengths and fiber types on request.

Ordering Information	Description	PU	Part Number
 <p>090.6508</p>	<p>Patch Cord LC-Duplex PC - LC-Duplex PC, beige/turquoise, Both sides fitted with LC-Duplex PC connector. Connector color: beige. Lever color: turquoise. Fiber: MM G50/125 (OM3). Cable: F8 2.0x4.1 mm, turquoise.</p>		
	OM3, Bm/3, F8 2.0x4.1mm, 1 m	1	R323063
	OM3, Bm/3, F8 2.0x4.1mm, 2 m	1	R323064
	OM3, Bm/3, F8 2.0x4.1mm, 3 m	1	R323065
	OM3, Bm/3, F8 2.0x4.1mm, 5 m	1	R323066
	OM3, Bm/3, F8 2.0x4.1mm, 10 m	1	R802190
 <p>090.6508</p>	<p>Patch Cord LC-Duplex PC - LC-Duplex PC, beige/turquoise, Both sides fitted with LC-Duplex PC connector. Connector color: beige. Lever color: turquoise. Fiber: MM G50/125 (OM4), bend-optimized. Cable: F8 2.0x4.1 mm, turquoise.</p>		
	OM4, Bm/3, F8 2.0x4.1mm, 1 m	1	R802250
	OM4, Bm/3, F8 2.0x4.1mm, 2 m	1	R802251
	OM4, Bm/3, F8 2.0x4.1mm, 3 m	1	R802252
	OM4, Bm/3, F8 2.0x4.1mm, 5 m	1	R802253
	OM4, Bm/3, F8 2.0x4.1mm, 10 m	1	R805239


Patch Cords, SC

Features

- LSZH cable sheath
- Locking type push-pull
- Injection-molded PBT housing, UL-listed

 Different lengths and fiber types on request.




Ordering Information	Description	PU	Part Number
 <p>090.2360</p>	<p>Patch Cord SC APC - SC APC, green, Both sides fitted with SC APC 8° connector. Connector color: green. Fiber: SM E9/125 G.652.D (OS1, OS2). Cable: Ø 3.0 mm, yellow.</p>		
	<p>G.652.D, C/1, Ø 3.0mm, 2 m</p>	1	R31026
	<p>G.652.D, C/1, Ø 3.0mm, 3 m</p>	1	R31027
	<p>G.652.D, C/1, Ø 3.0mm, 5 m</p>	1	R31029
	<p>G.652.D, C/1, Ø 3.0mm, 10 m</p>	1	R301449



Patch Cord SC APC - SC APC, green,
 Both sides fitted with SC APC 8° connector.
 Connector color: green.
 Fiber: SM E9/125 G.652.D (OS1, OS2).
 Cable: Ø 3.0 mm, yellow..

Passive Network Components



Features

- Density**
High packing density
- Modular**
Maximum modularity and scalability
- Application**
Easy retrofitting, easy installation

Passive Network Components

Scope of supply

- PLC splitter pre-assembled, Test report (100% tested)
- Available with E-2000, SC and LC duplex, other connectors on request



030.5613


Performance Specifications:

Port configuration	1x4	1x8	1x16	1x32	1x64
Mode type	SM 9/125 μ m (E9)				
Operating Wavelength	1260-1650nm				
Max. Insertion Loss@1310nm and 1550nm	≤ 7.0 dB	≤ 10.4 dB	≤ 13.5 dB	≤ 17.0 dB	≤ 20.5 dB
Max. Insertion Loss@1260nm and 1650nm	≤ 7.4 dB	≤ 10.8 dB	≤ 14.0 dB	≤ 17.4 dB	≤ 21.0 dB
Uniformity	≤ 0.8 dB	≤ 1.0 dB	≤ 1.3 dB	≤ 1.5 dB	≤ 1.8 dB
Polarization Dependent Loss	≤ 0.2 dB		≤ 0.3 dB		≤ 0.4 dB
Directivity	≥ 55 dB				
Reflectance	≥ 50 dB				
Operating Temperature	$-40^{\circ}\text{C} \sim +85^{\circ}\text{C}$				
Storage Temperature	$-40^{\circ}\text{C} \sim +85^{\circ}\text{C}$				
Package Dimension 250 μ m fiber	40(L)x4.0(W)x4.0(H)mm	45(L)x5.0(W)x4.0(H)mm	60(L)x7.0(W)x4.0(H)mm	60(L)x12.0(W)x4.0(H)mm	
Package Dimension 0.9mm loose tube	60(L)x7(W)x4(H) mm				

Performance Specifications:

Port configuration	2x4	2x8	2x16	2x32	2x64
Mode type	SM 9/125 μ m (E9)				
Operating Wavelength	1260-1650nm				
Max. Insertion Loss@1310nm and 1550nm	≤ 7.5 dB	≤ 10.8 dB	≤ 13.8 dB	≤ 17.5 dB	≤ 21.5 dB
Max. Insertion Loss@1260nm and 1650nm	≤ 7.9 dB	≤ 11.4 dB	≤ 14.7 dB	≤ 17.9 dB	≤ 22.0 dB
Uniformity	≤ 1.5 dB		≤ 2.0 dB	≤ 2.5 dB	≤ 3.0 dB
Polarization Dependent Loss	≤ 0.3 dB		≤ 0.4 dB		≤ 0.5 dB
Directivity	≥ 55 dB				
Reflectance	≥ 50 dB				
Operating Temperature	$-40^{\circ}\text{C} \sim +85^{\circ}\text{C}$				
Storage Temperature	$-40^{\circ}\text{C} \sim +85^{\circ}\text{C}$				
Package Dimension 250 μ m fiber	45(L)x5.0(W)x4.0(H)mm	60(L)x7.0(W)x4.0(H)mm	60(L)x7.0(W)x4.0(H)mm	60(L)x12.0(W)x4.0(H)mm	
Package Dimension 0.9mm loose tube	70(L)x7(W)x4(H)mm				

Fibermanagement Products



Features

Individual

Splice trays arrangement

Modular

Multifunctional and modular system


Design

Compact splice trays with hinge

Splice Trays, Radius 30 mm

Features

- Capacity of 12 or 24 splice connections
- Stackable trays with hinges
- Min. 1.5 m spare length per fiber
- Cover to snap onto trays
- Storing option for unspliced fibers
- Bending radius 30 mm











Ordering Information	Description	PU	Part Number
<p>030.0081</p>	<p>Splice Tray R30, white Color: pure white (RAL 9010). Material: plastic (ABS). Dimensions: 92x8x155 mm (WxHxD).</p>	100	R837965
<p>030.5737</p>	<p>Cover Splice Tray R30, white Cover for Splice Tray R30. To protect the fibers. Hinged fastening. Color: pure white (RAL 9010). Material: plastic (ABS). Dimensions: 92x2x155 mm (WxHxD).</p>	100	R839780
<p>030.5735</p>	<p>Laser sign Dimensions: 28x34 mm</p>	100	R840194

Splice Trays, Accessories



030.0620

Ordering Information	Description	PU	Part Number									
 <p>030.5732</p>	<p>Splice Holder, splice protection ANT</p> <p>Suitable for splice trays radius 30/35/40 mm. Max. capacity: 12 ANT splice protections.</p> <p>Color: black.</p> <p>Material: plastic (PA66).</p> <p>Dimensions: 40x5x35 mm (WxHxD).</p> <p>Supplied:</p> <ul style="list-style-type: none"> • Splice holder • Plastic screw 	100	R839781									
 <p>030.5822</p>	<p>Splice Holder, 6x shrink splice protection</p> <p>Suitable for splice trays radius 30/35/40 mm. Max. capacity: 6 heat shrink splice protection.</p> <p>Color: black.</p> <p>Material: plastic (POM).</p> <p>Dimensions: 27x5x37 mm (WxHxD).</p> <p>Supplied:</p> <ul style="list-style-type: none"> • Splice holder • Plastic screw <p>i Applicable for heat shrinks with a diameter from 2.4 mm up to 2.6 mm.</p>	100	R839782									
 <p>030.5734</p>	<p>Splice Holder, 12x shrink splice protection</p> <p>Suitable for splice trays radius 30/35/40 mm. Max. capacity: 12 (2x6) heat shrink splice protection.</p> <p>Color: black.</p> <p>Material: plastic (POM).</p> <p>Dimensions: 34x6.2x32 mm (WxHxD).</p> <p>Supplied:</p> <ul style="list-style-type: none"> • Splice holder • Plastic screw <p>i Applicable for heat shrinks with a diameter from 2.4 mm up to 2.6 mm.</p>	100	R839783									
 <p>090.7733</p> <p>090.7730</p>	<p>Heat Shrink Splice Protection</p> <p>Shrink tube (Ø 3 mm), after shrink age (Ø 2.5 mm) with metal insert.</p> <table border="1"> <tr> <td>60 mm</td> <td>100</td> <td>R839784</td> </tr> <tr> <td>45 mm</td> <td>100</td> <td>R839785</td> </tr> <tr> <td>35 mm</td> <td>100</td> <td>R839786</td> </tr> </table>	60 mm	100	R839784	45 mm	100	R839785	35 mm	100	R839786		
60 mm	100	R839784										
45 mm	100	R839785										
35 mm	100	R839786										
<p>ANT Splice Protector</p>		150	R840193									

Ordering Information	Description	PU	Part Number
 <p data-bbox="113 501 185 517">030.0101</p>	<p data-bbox="528 293 911 322">Film Hinge Splice Tray R30/R40, blue</p> <p data-bbox="528 327 1262 356">For fastening stacked splice trays. Suitable for splice trays radius 30/40 mm.</p> <p data-bbox="528 360 647 389">Color: blue.</p> <p data-bbox="528 394 767 423">Material: plastic (PA66).</p> <p data-bbox="528 427 908 456">Dimensions: 12x5.5x13 mm (WxHxD).</p>	100	R839787
 <p data-bbox="113 741 185 757">030.5736</p>	<p data-bbox="528 584 874 613">Insert Hinge Splice Tray R30, gray</p> <p data-bbox="528 618 1246 647">For fastening the splice tray covers. Suitable for splice trays radius 30 mm.</p> <p data-bbox="528 651 740 680">Material: plastic (PP).</p> <p data-bbox="528 685 892 714">Dimensions: 15x5x18 mm (WxHxD).</p>	100	R839788
 <p data-bbox="113 1016 185 1032">030.0107</p>	<p data-bbox="528 853 959 882">Strain Relief 6 Fibers Ø 1.9-2.1 mm, green</p> <p data-bbox="528 887 1222 916">For the strain relief of 6 FO individual optical fibers of Ø 1.9 to 2.1 mm.</p> <p data-bbox="528 920 956 949">To snap onto splice trays radius 30/40 mm.</p> <p data-bbox="528 954 663 983">Color: green.</p> <p data-bbox="528 987 740 1016">Material: plastic (PC).</p> <p data-bbox="528 1021 895 1050">Dimensions: 25x8x7.5 mm (WxHxD).</p>	100	R839790
 <p data-bbox="113 1339 201 1355">030.0104.1</p>	<p data-bbox="528 1144 948 1173">Strain Relief 24 Fibers Ø 0.9-1.1 mm, red</p> <p data-bbox="528 1178 1235 1207">For the strain relief of 24 FO individual optical fibers of Ø 0.9 to 1.1 mm.</p> <p data-bbox="528 1211 943 1240">To snap onto splice tray radius 30/40 mm.</p> <p data-bbox="528 1245 639 1274">Color: red.</p> <p data-bbox="528 1279 740 1308">Material: plastic (PC).</p> <p data-bbox="528 1312 895 1341">Dimensions: 33x6x5.4 mm (WxHxD).</p>	100	R839789

Switzerland – Headquarters

Reichle & De-Massari AG
www.rdm.com

Czech Republic

Reichle & De-Massari Czech Republic a.s.
www.rdm-czech.com

Europe

AUSTRIA

Reichle & De-Massari Austria GmbH

BELGIUM

Reichle & De-Massari Benelux Sales Office

BULGARIA

Reichle & De-Massari EOOD

CZECH REPUBLIC

Reichle & De-Massari Czech Republic a.s.

FRANCE

Reichle & De-Massari France Sàrl

GERMANY

Reichle & De-Massari GmbH

HUNGARY

Reichle & De-Massari (Mo.) Kft

ITALY

Reichle & De-Massari Italia Srl

NETHERLANDS

Reichle & De-Massari Netherlands B.V.

NORDICS

Reichle & De-Massari Nordics Sales Office

POLAND

Reichle & De-Massari Polska Sp. z o.o.

PORTUGAL

Reichle & De-Massari Portugal Sales Office

ROMANIA

Reichle & De-Massari Romania Sales Office

RUSSIAN FEDERATION

Reichle & De-Massari Russia Sales Office

SERBIA

Reichle & De-Massari Serbia Sales Office

SLOVAKIA

Reichle & De-Massari Slovakia Sales Office

SLOVENIA

Reichle & De-Massari Slovenia Sales Office

SPAIN

Reichle & De-Massari Iberia SL

SWITZERLAND

Reichle & De-Massari AG, Sales Office

UNITED KINGDOM

Reichle & De-Massari (UK) Ltd

North America

UNITED STATES

R&M USA Inc.

Latin America

BRASIL

Reichle & De-Massari Brasil Ltda

COLOMBIA

Reichle & De-Massari Colombia Sales Office

Asia Pacific

AUSTRALIA & NEW ZEALAND

Reichle & De-Massari Australia Pty Ltd

GREATER CHINA GROUP

Reichle & De-Massari China Co. Ltd.

INDIA

R&M India Pvt Ltd

INDONESIA

Reichle & De-Massari Indonesia Sales Office

JAPAN

R&M Japan K.K.

MALAYSIA

Reichle & De-Massari Malaysia Sales Office

SINGAPORE

Reichle & De-Massari Far East (Pte) Ltd

Middle East, Turkey & Africa

EGYPT

Reichle & De-Massari Egypt Sales Office

JORDAN

Reichle & De-Massari Jordan Sales Office

KENYA

Reichle & De-Massari Kenya Sales Office

KUWAIT

Reichle & De-Massari Kuwait Sales Office

MOROCCO

Reichle & De-Massari Maroc Sàrl

OMAN

Reichle & De-Massari Oman Sales Office

QATAR

Reichle & De-Massari Qatar Sales Office

SAUDI ARABIA

Reichle & De-Massari Saudi Arabia Ltd

TURKEY

Reichle & De-Massari Elektronik Sanayi
VE Ticaret Ltd Sirketi

UNITED ARAB EMIRATES

Reichle & De-Massari MEA FZE



We are represented by more than 100 qualified partners worldwide.
Find your local partner at: www.rdm.com

