

THE FUTURE IS ON®



# The Catalog

Products, Systems and Solutions





We are committed to delivering the highest quality and most reliable, safe and sustainable solutions to our customers around the world. Inventing and manufacturing products that connect people to the power that moves them forward, the light that guides their way and the data that drives their lives. From single-family homes to the biggest commercial buildings and industrial facilities in the world, we create smart, safe, sustainable environments that save energy, time and money.





Safety  
 Ingenuity  
 Commitment  
 Sustainability  
 Quality



### Corporate Information

World Headquarters .....	8
The Future Is On® .....	9
Brand Promise .....	10
Product Grade Guide .....	12

### The Leviton Load Center

## A

Overview .....	A-2
Enclosures .....	A-4
Circuit Breakers .....	A-6
Main Circuit Breakers .....	A-7
Branch Circuit Breakers .....	A-7
Smart Branch Circuit Breakers .....	A-9
Accessories .....	A-10

### Switches & Motor Controls

## B

Toggle Switches .....	B-2
Traditional Switches .....	B-2
CO/ALR Switches .....	B-3
Lev-Lok® Modular Switches .....	B-14
Lever Edge™ .....	B-16
Decora® Switches .....	B-19
Appliance Switches .....	B-27
Manual Motor Controllers .....	B-28
Safety Disconnect Switches .....	B-30

### Straight Blade Devices

## C

15 & 20 Amp Devices .....	C-2
Traditional Receptacles .....	C-3
CO/ALR Receptacles .....	C-5
Floor Box Devices .....	C-23
Floor Box Assemblies .....	C-24
Dual Voltage Receptacles .....	C-27
Lever Edge™ .....	C-28
Decora® Receptacles .....	C-32
Lev-Lok® Modular Wiring Device System .....	C-41
Lev-Lok® Modular Receptacles .....	C-42
Snap-In Devices .....	C-60
Electrical Accessories .....	C-61
Plugs & Connectors, Flanged	
Inlets & Outlets .....	C-63
Black & White® Industrial Grade Devices .....	C-68
Wetguard® Watertight Plugs, Connectors,	
Inlets, Outlets & Receptacles .....	C-72
Wetguard® FD Box System .....	C-75
Wetguard® Switch Cover, Plate and	
Replacement Covers .....	C-78
Dustguard® .....	C-79
Rhino-Hide® NEMA Wiring Devices .....	C-80
Python® Hinged Devices .....	C-82
Midget Devices .....	C-83
Integrated Power .....	C-84
30, 50 & 60 Amp Power Devices .....	C-85

### Combination Devices

## D

Traditional .....	D-2
Decora® .....	D-4
Combination Devices .....	D-5
SmartlockPro® GFCI Combination Devices .....	D-7
LED Sensor Guide Lights .....	D-8
Decora® USB Charger Combination Devices .....	D-9

Click on the Leviton logo at the top of any page to return to the TOC

### GFCIs and AFCIs

## E

Self-Test GFCI Receptacles .....	E-2
Commercial Grade .....	E-3
Spec Grade .....	E-4
Combo USB Charger.....	E-5
Extra Heavy-Duty Industrial Grade .....	E-6
Leaded GFCIs .....	E-7
Combo Pilot Light .....	E-7
Extra Heavy-Duty Hospital Grade .....	E-9
NAFTA .....	E-10
DIN Rail .....	E-11
Lev-Lok® .....	E-12
AFCI Receptacles .....	E-15
Dual Function AFCI/GFCI Receptacles .....	E-18
GFCI Cord Sets .....	E-20
GFCI User Attachables .....	E-23
GFCI Panel Mount .....	E-24

### Locking Devices

## F

NEMA Locking Devices .....	F-2
15 Amp Locking Devices .....	F-5
20 Amp Locking Devices .....	F-7
30 Amp Locking Devices .....	F-10
Non-NEMA Locking Devices .....	F-14
15 Amp Non-NEMA Locking Devices .....	F-14
20 Amp Non-NEMA Locking Devices .....	F-15
30 Amp Non-NEMA Locking Devices .....	F-16
50 Amp Non-NEMA Locking Devices .....	F-17
Plug & Connector Boots .....	F-20
Power Interrupting Devices .....	F-21
Wetguard® Watertight Locking Plugs, Connectors, Inlets, Outlets and Receptacles .....	F-22
Wetguard® FD Box System .....	F-27
Wetguard® Switch Cover, Plate and Replacement Covers .....	F-30
Dustguard® .....	F-31
Rhino-Hide® NEMA Wiring Devices .....	F-32
Midget Locking Devices .....	F-34
Combo Locking & Straight Blade Receptacles ..	F-35
Integrated Devices .....	F-36

### Surge Protective Devices (SPDs)

## G

Surge Protective Devices .....	G-2
NEC® Code Updates .....	G-3
Type 1 Surge Protective Circuit Breakers .....	G-4
Surge Protective Panel Series Description .....	G-5
Type 1 Surge Protective Panels .....	G-6
Type 2 Surge Protective Panels .....	G-7
Type 3 Surge Protective Panels .....	G-9
Type 3 Medical Grade Power Strips .....	G-10
Type 3 Surge Protective Strips .....	G-10
Type 3 Riser Diagram .....	G-11

### Pin & Sleeve Devices

## H

LEV Series North American Configurations .....	H-2
LEV Series Mechanical Interlocks with Inform™ Technology .....	H-8
LEV Series Mechanical Interlocks.....	H-9
International Configurations .....	H-15
IEC 60309-1 & IEC 60309-2 Clock Diagram .....	H-20

### Temporary Power

## I

Rhino-Hide® Single Pole Cam Devices .....	I-2
15 Series Single Pole Devices .....	I-5
16 Series Single Pole Devices .....	I-7
18 Series Single Pole Devices.....	I-16
17 Series Single Pole Devices.....	I-19
22 Series Single Pole Devices .....	I-20
23 Series Single Pole Devices .....	I-22
49 Series Single Pole Devices .....	I-25
Portable Outlet Boxes, Covers and Grips .....	I-30
Portable GFCI Devices .....	I-35
GFCI User Attachable Devices .....	I-37
GFCI Panel Mount .....	I-38

Click on the Leviton logo at the top of any page to return to the TOC

# Table of Contents

## Quick Reference



### Power Pedestals

# J

Commercial Applications .....	J-2
RV and Campsite Applications .....	J-5
Marine Applications .....	J-7

### Lighting Fixtures and Lampholders

# K

LED Lighting Fixtures .....	K-2
Adjustable & Baffle Slim Downlights .....	K-2
Lampholders .....	K-4
Fluorescent .....	K-4
Incandescent .....	K-10
HID .....	K-18
LED .....	K-19
CFL .....	K-19

### Lighting & Fan Speed Controls

# L

Box Mounted Controls .....	L-2
Dimmers & Fan Speed Controls .....	L-2
Traditional .....	L-2
Decora® .....	L-6
Specialty .....	L-14
Timer Switches .....	L-14
Occupancy/Vacancy/Humidity Sensors .....	L-17
Smart Wallbox Sensors .....	L-24
Architectural Lighting Controls .....	L-27
Sapphire™ LCD Touch Screen .....	L-27
Power Extenders .....	L-29
0-10V Reverse Phase Power Extender .....	L-30

### Energy Management

# M

Sensing Control .....	M-2
Smart Wallbox Sensors .....	M-3
Wall Switch Sensors .....	M-6
Humidity Sensors .....	M-7
Provolt™ Self-Contained Sensors .....	M-16
Line Voltage Sensors .....	M-21
Low Voltage Sensors .....	M-26
Power Packs and Power Base Adapter .....	M-33
Photocells .....	M-37
Room Control .....	M-40
Provolt™ Room Controller (PRC) .....	M-40
Hospitality Key Card Switches .....	M-42
Integrated Room Control (IRC)	
Energy Management System .....	M-43
Lumina™ RF Wireless	
Room Control System .....	M-45
Sapphire™ Room Controller .....	M-48
Switcher/Scaler .....	M-50
Centralized Control .....	M-51
GreenMAX® Relay Control Panels .....	M-51
Track Light Limiting Panel (TLLP) .....	M-59
Integrated Fixture Controls .....	M-60
Smart IP66 PIR Integrated Fixture	
Mount Sensors .....	M-62
Integrated Fixture Controls .....	M-62
GreenMAX® DRC Room Control System .....	M-67
VerifEye™ Submetering Solutions .....	M-75

### Electric Vehicle Supply Equipment

# N

EV Series .....	N-2
Standard .....	N-2
Smart Home (My Leviton) .....	N-3
Pro .....	N-4
Accessories .....	N-6

Click on the Leviton logo at the top of any page to return to the TOC

### Smart Home

## O

Decora Smart® .....	O-2
Decora Smart® with Wi-Fi .....	O-3
Decora Smart® with Z-Wave .....	O-7
Decora Smart® with Zigbee .....	O-8

### Connected Home

## P

STRUCTURED MEDIA™ Centers .....	P-2
FTTH Point of Entry Box .....	P-11
Power Supplies & Surge Protection .....	P-12
Mounting Brackets, Patch Cords & Tools .....	P-13
Twist & Mount, TIDP & Compact Structured Media™ Center Panels .....	P-15
Structured Media™ Center Panels, Modules & Boards .....	P-16
Video Distribution & Splitters .....	P-19
AV Couplers & Jacks .....	P-20
Wallplates & Inserts .....	P-22
Volume Controls & Audio Distribution .....	P-26
Home Theater, Recessed Receptacles & Mobile Device Station .....	P-27
Telephone & Video Wallplates .....	P-29
Telephone & Video Accessories .....	P-30

### Network Infrastructure Solutions

## Q

Copper Solutions .....	Q-2
Category-Rated & USOC Jacks .....	Q-2
Wallplates & Housings .....	Q-5
Patch Cords & Cable Assemblies .....	Q-20
Patch Panels & Cross Connect Selection Guide .....	Q-27
Patch Panels .....	Q-28
Cross Connect .....	Q-33
Tools & Labeling .....	Q-39
AV Solutions .....	Q-40
IT/AV Systems .....	Q-40
IT/AV Signal Extension .....	Q-43
AV Connectivity .....	Q-46
Fiber Optic Solutions .....	Q-50
Enclosures, Panels & Accessories .....	Q-50
Cassette Patching System .....	Q-65
Patch Cords & Cable Assemblies .....	Q-67
Connectors & Housings .....	Q-69
Tools & Consumables .....	Q-74
Cable Management Solutions .....	Q-76
Versi-Duct™ System .....	Q-76
Cable Managers & Accessories .....	Q-77
Zone Enclosures .....	Q-83
Power Solutions .....	Q-84
Power Distribution Units .....	Q-84

### Renu

## R

Renu® .....	R-2
Switches .....	R-4
Receptacles .....	R-4
USB Charger Receptacles .....	R-5
GFCI Devices .....	R-6
Dimmers .....	R-7
Wallplates .....	R-8
Color Change Kits .....	R-10
Datacom .....	R-12

Click on the Leviton logo at the top of any page to return to the TOC

# Table of Contents

Quick Reference



## Wallplates & Covers S

Traditional .....	S-2
Decora® .....	S-11
Combination .....	S-16
Special Purpose .....	S-22
Adapters and Accessories .....	S-23
Connectivity Device Plates .....	S-25
Weatherproof Covers .....	S-26
FS/FD Mount Weatherproof Covers .....	S-31

## Brand Listing V

EXTREME™ .....	V-3
EZ-MAX® H .....	V-3
FASTCAM® .....	V-3
Fast-Cure® .....	V-3
GIGAMAX™ .....	V-3
greenMAX® .....	V-4
greenMAX® DRC .....	V-4
HOME 5e® .....	V-4
illumatech® .....	V-4
lev-lok® .....	V-4
LEV Series .....	V-4
Lumina RF® .....	V-5
OPT-X™ .....	V-5
powerswitch® .....	V-5
provolt™ .....	V-5
python® .....	V-5
QuickPack® .....	V-5
quickplate® .....	V-5
QUICKPORT™ .....	V-5
renu® .....	V-6
rhino-hide® .....	V-6
smartlockpro® .....	V-6
Spec-Grade Sound® .....	V-6
Structured Media™ .....	V-6
sureSlide® .....	V-6
Trimatron® .....	V-7
Versi-Duct® .....	V-7
verifEye™ .....	V-7
VertIGO® .....	V-7
V-O-MAX® .....	V-7
wetguard® .....	V-7

## Wire Mesh Safety Grips T

Grips Selection Guide .....	T-2
Pulling Grips .....	T-4
Strain Relief Grips .....	T-11
Support Grips .....	T-15

## Index U

Index .....	U-1
-------------	-----

## Brand Listing V

ATLAS-X1™ .....	V-2
black & white® .....	V-2
Cone of Silence® .....	V-2
decora® .....	V-2
decora digital™ .....	V-2
decora plus™ .....	V-2
decora smart® .....	V-2
DuraPort® .....	V-3
dustguard® .....	V-3
evr-green® .....	V-3
excella® .....	V-3

<i>Leviton Lighting</i> .....	V-8
<i>Electronic Resources</i> .....	V-16

Click on the Leviton logo at the top of any page to return to the TOC



## How To Use This Catalog

We've re-designed and reorganized our catalog to make it easier to use. The new organization is based upon product group and rating. The pages are numbered by section, each beginning with it's own contents page and color coded tabs for easy section identification. Basic dimensional drawings, wiring diagrams and material specifications have been excluded, except where necessary for product selection. All of the latest product-related technical and specification information is available at [www.leviton.com](http://www.leviton.com)

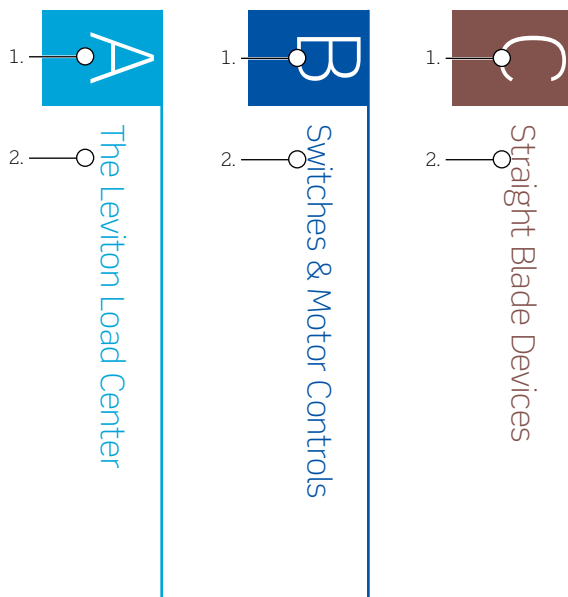
For catalog navigation you will find a gray header located at the top of each page.

1. —○ Combination Devices
2. —○ Commercial

1. —○ Switches & Motor Controls
2. —○ Residential

1. The top row is the SECTION TITLE for the family of devices found in that section.
2. The second row is the SECTION SUB-TITLE which will list specific products and/or the GRADE of devices found on that page.

For section navigation you will find a color-coded tab located on the outside edge of each page.



1. SECTION alphabetical label.
2. SECTION title, product family.

For page navigation you will find the following heading styles used throughout the catalog:

1. **Product Group**
2. **Product Sub-group**
3. **Product Listing**
4. **Product Sub-listing**

1. The **Green Bold** heading is a PRODUCT GROUP and is also listed in the TABLE OF CONTENTS.
2. The **Green Light** heading is a PRODUCT SUB-GROUP and is also listed in the TABLE OF CONTENTS.
3. The **Blue Bold** heading is a PRODUCT LISTING.
4. The **Blue Light** heading is a PRODUCT SUB-LISTING.

To locate by product brand refer to the brand listing section. There you will find brief brand descriptions as well as product section references.

Brand	Description
a-2000®	The a-2000® series of modular dimming cabinet theatrical-grade performance with the ability to handle architectural-type loads.
black & white®	Our signature Black & White® series plugs and outlets combine features that facilitate simple, fast installation and unsurpassed durability.

For color options you will find a color reference chart with name and suffix. Please add the appropriate color suffix to Cat. No. when ordering items.

**Color Choices** Available in the following colors:



For related products and wallplates you will find a listing on the bottom of each page where applicable.



### Related Products

Leviton also offers superior quality recessed devices. **See page P-27 for more information.**



### Wallplates

Find the right wallplate for any application. **See section S for Wallplates & Covers.**

## World Headquarters



From our humble start in 1906, Leviton has grown to be the largest family owned global provider of wiring devices, lighting energy management solutions, and commercial data infrastructure. In 2009, Leviton opened our corporate headquarters in Melville, NY. This world-class facility demonstrates our focus on the future, and commitment to innovation, sustainability and community responsibility. The LEED Certified, 4-story, 140,000 sq. ft. fully renovated facility is outfitted with the latest “green building” materials and systems, including Energy Star qualified fixtures and Leviton energy-saving wiring devices and lighting controls.

Leviton Headquarters supports recycling programs and building procedures, which promote the health and well being of our team. This model high-performance “green” facility is a bustling efficient working environment and serves as a showcase for our products and solutions.



'USGBC' and related logo is a trademark owned by the U.S. Green Building Council and is used by permission

## The Future Is On<sup>®</sup>

For over a century, Leviton has been committed to delivering the highest quality and most reliable, safe and sustainable solutions to our customers around the world. We invent and manufacture products that connect people to the power that moves them forward, the light that guides their way and the data that drives their lives. From single-family homes to the biggest commercial buildings and industrial facilities in the world, we create smart, safe, sustainable environments that save energy, time and money.

### From Start-up to Industry Leader

Leviton was founded by Isidor Leviton in 1906. After immigrating from Russia to the United States, Isidor Leviton opened up a small tinsmithing business producing mantle tips used for gas lighting. Soon with the introduction of Edison's light bulb, the small family business shifted production to manufacture a single electrical product — the pull-chain lamp holder. From that one electrical device, Leviton has been churning out groundbreaking products that improve electrical safety, enhance communication, provide efficiency and cost savings and add convenience and value to our world.

### The Preferred Brand

What sets the Leviton brand apart is our ingenuity. We find ways to do what others can't and continue to do it better, year after year. We're the brand preferred by professionals, discovering solutions to real problems through innovation, engineering and inspiration. Our state-of-the-art manufacturing processes and logistics expertise are unmatched in our industry enabling Leviton to make products and deliver solutions that change the way people think and improve the way they live. Every day, our innovative development teams are joining efforts to make the highest quality products that conserve energy, give our customers the control they want while providing the safety they need. Through our investments in research and development, manufacturing, distribution, training and human capital, we are insuring quality in everything we do. At Leviton, the future is on.



## Brand Promise

The Leviton brand stands for our unwavering commitment to safety, quality and sustainability while continuously relying on our ingenuity to do things differently. To do them better.



### Commitment

At Leviton, commitment is an integral part of everything we do. It starts with the caring culture of our family-run business that predates the electrical industry. In our entire 100-year plus history, we've had just four Presidents. It means never accepting the status quo. Working to be the Smart Choice and the most reliable, dependable partner across a world of applications. Listening to the people who use our products, whether they're on the phone, online or on the job. Supporting communities. Giving back. Caring about people in need.

### Ingenuity

Ingenuity is more than just creative ideas and products. Ingenuity means finding ways to do what others can't. At Leviton, we discover solutions to real problems through innovation, engineering and inspiration. By evaluating every aspect of a challenge, we make the things we make stand apart, and above other solutions. Whether it's the invention of a new category of devices, or a product improvement that outperforms our competition, ingenuity is what drives us to always be the Smart Choice. And thanks to the inspired thinking of everyone at Leviton, we are proud to hold nearly 1,000 worldwide patents.



## Safety

Safety is not just our pursuit, it's our passion. Our efforts range from advancing child tamper-resistance to improving nighttime visibility with high tech LED guide lights. We invented the Arc Fault Circuit Interrupter receptacle; that helps prevent fires where electricity is the cause of ignition; and are proud to be the world's leading maker of GFCIs. Safety is always at the forefront of our thinking. We continuously strive to educate and promote good practices at both the consumer and trade levels. Because in everything we do, we're determined to make life safer for our families and people throughout the world.

## Quality

When your products routinely provide a long, useful service life, it's a sure sign of the quality that goes into all the things you make. Product quality and performance have made us the #1 brand of electrical devices preferred by builders, year in and year out. In fact, we manufacture virtually all of the products we sell. That's why we co-locate an Underwriter's Laboratory testing center in each major manufacturing facility. Because the Leviton family name is on every product, we design those products to not only meet UL standards, but to exceed them. Producing products to a higher standard means fewer callbacks for contractors, as well as greater satisfaction among end-users. Commitment to quality is our #1 Priority.

## Sustainability

At Leviton, our corporate responsibility initiatives all start with a fundamental question: What can we do to help make the world a bit greener? That's why we design, engineer, produce and distribute a vast array of products that save and monitor energy consumption and support energy efficient LEED certification. Whether it's using only recycled paper in our packaging, or re-grinding and re-using scrap material, we challenge every step in our process to be responsibly green. It leads us to better, and more intelligent choices. Often, even small steps can have a big, positive result. Sustainability is a responsibility we take seriously. By reducing our footprint, we're leaving a clear path for others to follow.



## Product Grade Guide

### Finding the Right Product Grade

Whatever the application, there's a Leviton product grade to meet your needs. We provide a broad array of quality devices designed for commercial, industrial and residential construction and maintenance requirements. Choose the best grade for the job at hand.

#### **Hospital Grade**

**Applications:** *Patient Rooms, Patient Care Areas, Facility Hallways, Pediatric and Psychiatric Wards*

Hospital Grade products provide maximum safety in high abuse applications where constant use of the device is common. Built to withstand impact, wear, crushing and corrosive environments that would destroy ordinary heavy-duty devices.

#### **Industrial Grade**

**Applications:** *Factories, Hotels, Office Buildings, Convention Centers, Schools and Universities*

Industrial Grade products deliver top quality and peak performance in heavy-duty applications. Constructed to meet the exacting needs of industrial and institutional users, our devices are reliable in severe settings.

#### **Commercial Grade**

**Applications:** *Office Buildings, Municipal Buildings, Malls, Department Stores, Houses of Worship and Cultural Institutions*

Commercial Grade products are designed for outstanding reliability and top performance in commercial and institutional settings. They are cost-effective, labor-saving and provide long-lasting service life.

#### **Residential Grade**

**Applications:** *Single and Multifamily Housing, Condominiums, High-Rises, Schools and Light Commercial Buildings*

Residential Grade products are engineered for fine appearance, speedy installation and durability in impact-resistant materials. They are a smart choice for use in homes and light commercial venues.



## The Leviton Load Center

# A

Overview .....	A-2
Enclosures .....	A-4
Circuit Breakers .....	A-6
Main Circuit Breakers .....	A-7
Branch Circuit Breakers .....	A-7
Smart Branch Circuit Breakers .....	A-9
Accessories .....	A-10

## The Leviton Load Center

The latest energy management solutions from the Leviton Load Center smart portfolio includes features like turning 2nd Gen Smart Circuit Breakers On/Off from anywhere, scheduling breaker activity to benefit from reduced energy rate periods, and automating the shedding of nonessential loads.

### Load Center Group



### Features and Benefits

#### Connects to your home's Wi-Fi network

- Monitor whole-home energy production via grid and alternate energy sources (Solar/Battery/Generator)\*
- View real-time energy consumption and compare with historical trend data
- Project monthly bill total and make adjustments to save
- LWHEM integrates with Automatic Transfer Switches via contact interface and will automatically shed nonessential loads when grid power fails
- Configure Essential and Nonessential circuits in the My Leviton app to shed high-current nonessentials loads and change them at any time

\*More than one alternate energy source requires additional LSMMA Current Transformers

#### Ease of Installation

- Terminate all hot and neutral wires at custom lugs in the panel, not at the circuit breaker\*\*
- The entire panel can be wired at rough-in without circuit breakers installed
- At final installation, simply plug-on the circuit breaker
- No pigtailed on circuit breakers - ever
- Easily invertible for bottom feed applications
- Copper bus is a standard feature on all load centers
- Notches stamped into the enclosure for cable ties promote secure and neat wiring

\*\*For applications up to 60A when using copper wire; or 50A when using aluminum wire.

Continued on next page



Continued from previous page

### Features and Benefits

#### Enhanced Safety

- Leviton GFCI, AFCI and Dual Function circuit breakers feature reset lockout and will not reset if Ground or Arc Fault protection is compromised

#### Approachability

- Unique rocker-style actuator for easy switching
- Color indicators in the actuator handle designate operational status at-a-glance
- White circuit breakers display a clean, sleek appearance
- Line-side powered LEDs help communicate trip condition and type of fault (AF/GF) and remain illuminated even when the circuit breaker is in the tripped state
- White indoor enclosure with optional observation window\*\*\*

\*\*\*Outdoor enclosures come in standard gray.

### Load Center


Notches stamped into the enclosure for cable ties promote secure and neat wiring

No more pigtails

Copper bus is a standard feature on all load centers

Line-side powered LEDs communicate trip condition and type of fault (AF/GF), and remain illuminated even when tripped

White circuit breakers are clean and sleek



All hot and neutral wires terminate at custom lugs in the panel. This makes wiring quicker, easier and neater—and gives electricians more space to work. All final connections are made when the circuit breaker is plugged on\*

\*For applications up to 60A when using copper wire; or 50A when using aluminum wire

Rocker-style switches require less activation force

Leviton GFCI, AFCI and Dual Function circuit breakers feature our patented reset lockout and will not reset if Ground or Arc Fault protection is compromised

Color indicators in the actuator handle designate operational status at-a-glance

## Enclosures

### Load Centers — 1-phase, 3-wire, 120/240VAC, 22 kA short-circuit rating

Indoor — NEMA 1 (Order Cover and Door Assembly Separately)					
Load Center			Flush/Surface Mount Cover and Door Assembly		
Description	Spaces/ Circuits	Rating	Cat. No.	Standard Door	With Observation Window
Load Center, Indoor, Main Breaker Installed	20	100A	LP210-BPD	LDC20	LDC20-W
		125A	LP212-BPD		
		150A	LP215-BPD		
		200A	LP220-BPD		
	30	100A	LP310-BPD	LDC30	LDC30-W
		125A	LP312-BPD		
		150A	LP315-BPD		
		200A	LP320-BPD		
	42	150A	LP415-BPD	LDC42	LDC42-W
		200A	LP420-BPD		
		225A	LP422-BPD		
	66	200A	LP620-BPD	LDC66	LDC66-W
225A		LP622-BPD			
Load Center, Indoor, Main Lugs Only	20	225A	LP222-LPD	LDC20	LDC20-W
	30		LP322-LPD	LDC30	LDC30-W
	42		LP422-LPD	LDC42	LDC42-W
	66		LP622-LPD	LDC66	LDC66-W



Indoor Load Center

Outdoor — NEMA 3R				
Description	Spaces/Circuits	Rating	Cat. No.	
Load Center, Outdoor, Main Breaker Installed	20	100A	LR210-BDD	
		125A	LR212-BDD	
		150A	LR215-BDD	
		200A	LR220-BDD	
	30	125A	LR312-BDD	
		150A	LR315-BDD	
		200A	LR320-BDD	
	42	150A	LR415-BDD	
		200A	LR420-BDD	
		225A	LR422-BDD	
	Load Center, Outdoor, Main Lugs Only	20	225A	LR222-LDD
		30		LR322-LDD
42		LR422-LDD		



Outdoor Enclosure

Continued on next page

Continued from previous page

### Load Centers — 1-phase, 3-wire, 120/240VAC, 22 kA short-circuit rating

Meter Main, UG/OH Service Entrance with Distribution Section and Feed-Through Lugs					
Description	Bypass	Cover	Spaces/Circuits	Rating	Cat. No.
Load Center Meter Combo Ringless, NEMA 3R Outdoor w/Main Breaker and Feed-Thru Lugs	None	Ringless**	8	150A	LS815-BTD*
				200A	LS820-BTD*
Load Center Meter Combo Ringless, Horn Bypass, NEMA 3R Outdoor w/ Main Breaker and Feed-Thru Lugs	Horn	Ringless	8	150A	LS815-BHD
				200A	LS820-BHD
Load Center Meter Combo Ringless, Lever Bypass, NEMA 3R Outdoor w/ Main Breaker and Feed-Thru Lugs	Lever	Ringless	8	150A	LS815-BLD*
				200A	LS820-BLD*
Load Center Meter Combo Ringless, Lever Bypass w/5th Jaw, NEMA 3R Outdoor w/Main Breaker and Feed-Thru Lugs	Lever with 5th Jaw Installed	Ringless	8	150A	LS815-B5D*
				200A	LS820-B5D*
Load Center Meter Combo Ring Type, NEMA 3R Outdoor w/Main Breaker and Feed-Thru Lugs	None	Ring Type	8	150A	LS815-BRD
				200A	LS820-BRD

\*Meter Equipment Group (MEG) Approved.

\*\*Includes internal trough to enable branch wiring through top of enclosure.



LS815-B5D

A  
The Leviton Load Center

Meter-Load Center Combination, All-In-One, Surface Mount, UG Service Entrance, EUSERC					
Description	Bypass	Cover	Spaces/Circuits	Rating	Cat. No.
No Bypass, Ring Type Cover	None	Ring Type	30	100A	LJ310-BED
				125A	LJ312-BED
				150A	LJ315-BED
			42	200A	LJ320-BED
					LJ420-BED
				225A	LJ422-BED



LJ310-BED

Meter-Load Center Combination, All-In-One, Semi-Flush Mount, UG/OH* Service Entrance, EUSERC					
Description	Bypass	Cover	Spaces/Circuits	Rating	Cat. No.
Main Breaker Factory Installed	None	Ring Type	12	100A	LG110-BED
				125A	LG112-BED
				200A	LG120-BED
			30	100A	LG310-BED
				125A	LG312-BED
				200A	LG320-BED
			40		LG420-BED
					LG422-BED
				225A	LG422-BED
Main Lugs Only	None	Ring Type	12	225A	LG122-LED

\*Overhead feed requires Overhead Tunnel Kit accessory.



LG320-BED

## Circuit Breakers

Select from over 40 different variations of circuit breakers — AFCI, GFCI, AFCI/GFCI, GFPE and Standard — with various amp ratings in one or two pole options. This extensive collection gives you the flexibility to populate The Leviton Load Center with advanced circuit breaker protection to help ensure a safer living environment.

### Features and Benefits

- All plug-on design — no wiring to the circuit breaker\*
- Connects to your home's Wi-Fi network
- At final installation, simply plug-on the circuit breaker
- Leviton GFCI, AFCI and Dual Function circuit breakers feature reset lockout and will not reset if Ground or Arc Fault protection is compromised
- Leviton circuit breakers always meet the most stringent UL requirements
- Rocker-style switches require less activation force
- Color indicators in the handles designate operational status at-a-glance
- Intuitive LEDs communicate trip condition and type of fault (AF/GF)
- Line-side wiring ensures LEDs remain illuminated even when in tripped state
- White circuit breakers are clean and sleek

\*For applications up to 60A when using copper wire; or 50A when using aluminum wire

## Types of Circuit Breakers

- **Standard** — Provides overcurrent and AFCI, GFCI, or dual-function protection
- **2nd Gen Smart** — Features the same overcurrent and fault protection as our standard circuit breakers with added smart capabilities like turning breakers ON or OFF remotely, a breakdown of consumption per circuit, and customized electrical anomaly notifications all in the My Leviton app\*

\*Requires purchase of LWHEM. My Leviton app available on the App store and Google Play.



Standard  
Breaker



2nd Gen Smart  
Circuit Breaker

Control  
2nd Gen  
Breakers  
remotely

Continued on next page

Continued from previous page

### Main Circuit Breakers

120/240 VAC, 22kA Short-Circuit Rating		
Description	Rating	Cat. No.
<b>Main</b> Circuit Breaker, <b>2-Pole</b>	100A	LM100-T
	125A	LM125-T
	150A	LM150-T
	175A	LM175-T
	200A	LM200-T
	225A	LM225-T



LM225-T

Main Breaker Conversion Kit for Semi-Flush Mount Meter-Load Center Combinations		
Description	Rating	Cat. No.
<b>Main</b> Breaker Conversion Kit for Solar Ready Meter Combo Panels with Main Lugs	100A	LMB10-T
	125A	LMB12-T
	150A	LMB15-T
	175A	LMB17-T
	200A	LMB20-T
	225A	LMB22-T



LB220-T

### Branch Circuit Breakers\*

10kA Short-Circuit Rating			
Description	Rating	Cat. No.	
		1-Pole 120V	2-Pole 120V/240V
<b>Standard</b> Branch Circuit Breaker	15A	LB115-T	LB215-T**
	20A	LB120-T	LB220-T**
	25A	LB125-T	LB225-T**
	30A	LB130-T	LB230-T**
	35A	—	LB235-T**
	40A	—	LB240-T**
	45A	—	LB245-T**
	50A	—	LB250-T**
	60A	—	LB260-T**
	70A	—	LB270**
	80A	—	LB280**
	90A	—	LB290**
	100A	—	LB200**
	110A	—	LB211**
125A	—	LB212**	
<b>AFCI</b> Branch Circuit Breaker	15A	LB115-AFT	—
	20A	LB120-AFT	—
<b>AFCI/GFCI</b> Branch Circuit Breaker	15A	LB115-DFT	—
	20A	LB120-DFT	—



LB115-T



LB240-T

\*Series rated 22kA with Leviton Main Breaker; see Series Ratings Tables for additional Ratings.  
 \*\* Also supports 120V/208V.

Continued on next page

Continued from previous page


### Branch Circuit Breakers\*

#### 10kA Short-Circuit Rating

Description	Rating	Cat. No. 1-Pole 120V	Cat. No. 2-Pole 120V/240V
<b>GFCI</b> Branch Circuit Breaker, 5 mA Ground Fault Protection of Personnel	15A	LB115-GFT	LB215-G**
	20A	LB120-GFT	LB220-G**
	25A	LB125-GFT	LB225-G**
	30A	LB130-GFT	LB230-G**
	40A	—	LB240-G**
	50A	—	LB250-G**
	60A	—	LB260-G**
<b>GFPE</b> Branch Circuit breaker, 30mA Ground Fault Protection of Equipment	15A	LB115-EPT	LB215-EP
	20A	LB120-EPT	LB220-EP
	25A	LB125-EPT	LB225-EP
	30A	LB130-EPT	LB230-EP
	—	—	LB240-EP
	—	—	LB250-EP
	—	—	LB260-EP




LB115-AF



LB230-G

#### 10kA Short-Circuit Rating

Description	Rating	Cat. No. 120V/240V
<b>Surge Protection</b> Surge Protective Device and Circuit Breaker	15A	LSPD1-T
	20A	LSPD2-T



LSPD1-T

\*Series rated 22kA with Leviton Main Breaker; see Series Ratings Tables for additional Ratings.

\*\* Also supports 120V/208V.



#### Related Products

Leviton offers a full portfolio of surge protective devices, including panels which can be mounted to the load side of the Leviton Load Center. **See section G for Surge Protective Devices.**

### Smart 120/240 VAC, 10kA Short-Circuit Rating\*

120/240 VAC, 10kA Short-Circuit Rating			
Description	Rating	Cat. No. 1-Pole 120V	Cat. No. 2-Pole 120V/240V
<b>2nd Gen Smart Standard</b> Branch Circuit Breaker	15A	LB115-ST	LB215-ST
	20A	LB120-ST	LB220-ST
	25A	LB125-ST	LB225-ST
	30A	LB130-ST	LB230-ST
	35A	—	LB235-ST
	40A	—	LB240-ST
	45A	—	LB245-ST
	50A	—	LB250-ST
	60A	—	LB260-ST
<b>2nd Gen Breaker Metering Accessory</b>	70-125A	—	LSMMA**
<b>2nd Gen AFCI</b> Branch Circuit Breaker	15A	LB115-AST	—
	20A	LB120-AST	—
<b>2nd Gen AFCI/GFCI</b> Dual Function Branch Circuit Breaker	15A	LB115-DST	—
	20A	LB120-DST	—
<b>2nd Gen GFCI</b> Branch Circuit Breaker, 5mA Ground Fault Protection of Personnel	15A	LB115-GST	LB215-GST
	20A	LB120-GST	LB220-GST
	25A	LB125-GST	LB225-GST
	30A	LB130-GST	LB230-GST
	35A	—	LB235-GST
	40A	—	LB240-GST
	50A	—	LB250-GST
	60A	—	LB260-GST
<b>2nd Gen GFPE</b> Branch Circuit breaker, 30mA Ground Fault Protection of Equipment	15A	LB115-EST	LB215-EST
	20A	LB120-EST	LB220-EST
	25A	LB125-EST	LB225-EST
	30A	LB130-EST	LB230-EST
	40A	—	LB240-EST
	50A	—	LB250-EST
	60A	—	LB260-EST



120/240 VAC, 10kA Short-Circuit Rating	
Description	Cat. No.
<b>Whole Home Energy Monitor</b> <i>LWHEM-2 must be powered by on a non-smart, 2-pole breaker (surge breakers excluded)</i>	LWHEM-2

\*Series rated 22kA with Leviton Main Breaker; see Series Ratings Tables for additional Ratings.  
 \*\*Smart Breaker Metering Accessory, CT-based design, cannot remotely update or trip breaker.

## Accessories

Locking devices, lugs, ground and neutral bar kits, conduit hubs, sealing rings and more. Leviton has a full range of accessories to meet every need, assuring that all components align for optimal performance.



### Locking and Latching Devices

Description	Cat. No.
Handle Padlock Device for Branch Circuit Breakers	LBHPL
Handle Padlock Device for Main Circuit Breakers	LMHPL
Door Locking Latch Kit for Indoor Load Centers	LDRLK
Door Latch Kit without Lock for Indoor Load Centers	LDRLA

### Lugs, Ground and Neutral Bar Kits

Description	Cat. No.
Field-Installable Main & Pass-Thru Lugs, 3 - 300	LL630
Ground Lug, 6 - 2/0	LLGND
Neutral Lug, 6 - 300	LLNTL
Phase/Neutral Load Side Lug, 14 - 4	LLPHN
Ground Bar Kit, 11 Positions, 14 - 4	LGBKT
Neutral Bar Kit, 14 - 1/0	LNBKT
Neutral Lug, 4 - 2/0	LL420
Field-Installable Neutral Feed-through lug, 3 - 300	LN330
Plug-on Feed Through Lug Accessory	LFTLA

### Outdoor and Meter Combination Load Center Accessories


Description	Spaces/Circuits	Cat. No.
Conduit Hub, 1"	—	LHUB1
Conduit Hub, 2"	—	LHUB2
Conduit Hub, 2 1/2"	—	LHUB2
Closing Plate	—	LCLPT
5th Jaw	—	L5JAW
5th Jaw with Neutral	—	L5JAW-N
Ground Connector	—	LGDMC
Sealing Ring	—	LRING
Overhead Tunnel Kit for Semi-Flush Mount All-In-One Meter Load Center Combination	12-space Panel	LOTK1
	30-space Panel	LOTK3
	40-space Panel	LOTK4

### Miscellaneous

Description	Cat. No.
Manual Transfer Interlock Kit	LITLK
Angle Iron Bracket for Flush Mount Load Centers	LBRKT
Circuit Identification Sticker (Qty. 5)	LSTIK
Filler Plates (Qty. 10)	LFPLT
Terminal Covers for Main Circuit Breaker	LTCVR
Bonding Strap Kit	LPBSK
Cover Screw Kit, (Qty. 6)	LDCSK
Breaker Hold Down Kit	LBHDK
Emergency Disconnect Label	LDSCS




LBHPL



LL630



LCLPT



LBRKT



LMB20-T





Toggle Switches ..... B-2  
 Traditional Switches ..... B-2  
 CO/ALR Switches ..... B-3  
 Lev-Lok® Modular Switches ..... B-14  
 Lever Edge™ ..... B-16  
 Decora® Switches ..... B-19  
 Appliance Switches ..... B-27  
 Manual Motor Controllers ..... B-28  
 Safety Disconnect Switches ..... B-30



**LEVITON** powerswitch®  
**SAFETY DISCONNECT SWITCH** ON OFF ON  
 30 / 32A, 600V AC MAX. CAT NO: LDS30-AX  
 UL 50E, TYPE: 3R, 4X, 6, 6P, 12, 13 73CA  
 IP66/67/68/69 IP69K G US LISTED MANUAL MOTOR CONTROLLER SUITABLE AS MOTOR DISCONNECT  
 FOR LOCKOUT OF DEVICE, USE A 1/4" (6MM) SHACKLE DIAMETER  
 CE NSF  
 ASSEMBLED IN MEXICO

**WARNING** ⚡  
 Arc flash & shock hazard - more than one supply disconnect may be required to de-energize equipment before servicing

**AVERTISSEMENT**  
 Risque d'arc électrique et d'électrocution - il peut être nécessaire de couper plusieurs circuits d'alimentation pour mettre l'équipement hors tension avant l'entretien

**ADVERTENCIA**  
 Riesgo de arco y peligro de choque eléctrico - se puede necesitar desconectar más de un interruptor para desconectar el equipo antes

## Toggle Switches Traditional

### AC Quiet Toggle Switches

Tried-and-true toggle designs, Leviton residential grade AC Quiet switches cover all the bases; they install easily and are available in standard and illuminated versions. Their toggles and frames are constructed from impact-resistant thermoplastic, and they feature large head, hardened triple-drive screws for easy installation. Leviton's traditional switches are compatible with a wide range of Leviton plastic and metal wallplates.

#### Sample Toggle Switches



#### Features and Benefits

- Faster installation with combination of side wiring and Quickwire push-in wiring
- Terminal screws accept up to #12 AWG copper or copper-clad wire
- Quickwire push-in terminals accept #14 AWG solid copper wire only
- Large head, hardened triple-drive combination screws (Standard, Phillips, or Robertson) for fast wiring installation
- Impact-resistant, durable thermoplastic toggle and frame
- Limited 2-year warranty

#### Antimicrobial Treated Switches

- Helps keep the surfaces cleaner
- Antimicrobial additive helps to inhibit the growth of mold, mildew, fungi and odor-causing bacteria on the surface of the devices in between normal cleanings

**Color Choices** Toggle switches are offered in a wide range of colors. To order colors, add suffix to Cat. No.



White  
(-W)



Ivory  
(-I)





Light Almond  
(-T)



Black  
(-E)





Brown

Quickwire and Side Wired Switches*  				
Rating		15A-120VAC Non-grounded	15A-120VAC w/Ground Screw	15A-120VAC Self-grounded Backwired Clamp
Description	Color	Cat. No.	Cat. No.	Cat. No.
Single Pole	White	1451-W	1451-2W	RS115-WCP
	Ivory	1451-I	1451-2I	RS115-ICP
	Light Almond	—	1451-2T	RS115-TCP
	Black	—	1451-2E	RS115-2E
	Brown	1451	1451-2	RS115-2
	Antimicrobial Treated	—	A1451-2AW	
3-Way	White	1453-W	1453-2W	—
	Ivory	1453-I	1453-2I	—
	Light Almond	—	1453-2T	—
	Black	—	1453-2E	—
	Brown	1453	1453-2	—
	Antimicrobial Treated	—	A1453-2AW	—





1451-2I

AC Quiet Side Wired  				
Rating		15A-120VAC Non-grounded	15A-120VAC w/ Ground Screw	15A-120VAC Self-grounded Backwired Clamp
Description	Color	Cat. No.	Cat. No.	
4-Way	White	—	54504-2W	—
	Ivory	—	54504-2I	—
	Light Almond	—	54504-2T	—
	Brown	—	54504-2	—



L1461-2C



AC Quiet Quickwire and Side Wired — LED Illuminated*  				
Rating			15A-120VAC w/Ground Screw 6000K LED Illumination	
Description	Toggle Color	Illumination	Cat. No.	
Single Pole	Clear	White	L1461-2C	
	White		L1461-2W	
3-Way	Clear		L1463-2C	
	White		L1463-2W	

\*Lens illuminated when in OFF position, designed to work with all loads, including LEDs and CFLs - no neutral required.

## CO/ALR Switches

### Features and Benefits

- Designed specifically to work with aluminum conductors
- Large head, hardened triple-drive combination screws (standard, Phillips or Robertson) for fast wiring installation
- Faster installation with side wiring
- Side wire accepts conductors up to #12 AWG
- Impact-resistant, durable thermoplastic toggle and frame
- Limited 2-year warranty

CO/ALR Side Wired Switches — Framed  		
Rating		15A-120VAC w/Ground Screw
Description	Color	Cat. No.
Single Pole	White	2651-2W
	Ivory	2651-2I
3-Way	White	2653-2W
	Ivory	2653-2I

**Note:** CO/ALR devices are for connection to #12 or #10 AWG Aluminum Conductors




2651-2I

### AC Quiet Commercial Specification Grade Switches

Leviton's commercial specification grade switches are designed to offer outstanding reliability and top performance in commercial settings. Ideal applications include municipal facilities, government buildings, malls, department stores, hospital and health care facilities, office buildings, schools, colleges, universities, houses of worship and cultural institutions. Leviton offers a large selection of 15 and 20 Amp commercial switches in a wide variety of colors, wiring options and other features.

#### CSB1-15I





#### Features and Benefits

- Listed UL Federal Specification WS896
- Heavy-duty pre-plated steel mounting strap for maximum strength
- All screws are plated-steel combination-head for fast installation with standard, Phillips and Robertson head screwdrivers
- External clamp-type wiring terminals provides secure connection of solid or stranded wire for back or side wiring (CSB1 and CSB3)
- Backed by a limited 10-year warranty

**Color Choices** AC Quiet toggle switches are offered in a wide range of colors. To order colors, add suffix to Cat. No.



AC Quiet Back and Side Wired   FED SPEC			
Rating		15A-120/277VAC	20A-120/277VAC
Description	Color	Cat. No.	Cat. No.
Single Pole	White	CSB1-15W	CSB1-20W
	Ivory	CSB1-15I	CSB1-20I
	Light Almond	CSB1-15T	CSB1-20T
	Gray	CSB1-15G	CSB1-20G
	Brown	CSB1-15	CSB1-20
Double Pole	White	CSB2-15W	CSB2-20W
	Ivory	CSB2-15I	CSB2-20I
	Light Almond	CSB2-15T	CSB2-20T
	Gray	—	CSB2-20G
	Brown	CSB2-15	CSB2-20
3-Way	White	CSB3-15W	CSB3-20W
	Ivory	CSB3-15I	CSB3-20I
	Light Almond	CSB3-15T	CSB3-20T
	Gray	—	CSB3-20G
	Brown	CSB3-15	CSB3-20
4-Way	White	CSB4-15W	CSB4-20W
	Ivory	CSB4-15I	CSB4-20I
	Light Almond	CSB4-15T	CSB4-20T
	Brown	CSB4-15	CSB4-20
	Gray	—	CSB4-20G


**Note:** Cat. Nos. CSB1 and CSB3 feature external clamp-type wiring termination for back and side wiring



CSB1-20



CSB3-20G

AC Quiet Side Wired   FED SPEC			
Rating		15A-120/277VAC	20A-120/277VAC
Description	Color	Cat. No.	Cat. No.
Single Pole	White	CS115-2W	CS120-2W
	Ivory	CS115-2I	CS120-2I
	Light Almond	CS115-2T	CS120-2T
	Gray	CS115-2GY	CS120-2GY
	Black	CS115-2E	CS120-2E
	Brown	CS115-2	CS120-2
Single Pole Hospital Call Switch*	Ivory	5501-8I	—
	Brown	5501-8	—
Single Pole, Framed Toggle	White	54501-2W	54521-2W
	Ivory	54501-2I	54521-2I
	Gray	54501-2GY	54521-2GY
	Brown	54501-2	54521-2
Double Pole	White	CS215-2W	CS220-2W
	Ivory	CS215-2I	CS220-2I
	Light Almond	—	CS220-2T
	Gray	CS215-2GY	CS220-2GY
	Black	—	CS220-2E
	Brown	CS215-2	CS220-2
Double Pole Hospital Call Switch*	Brown	5502-8	—
Double Pole, Framed Toggle	White	54502-2W	54522-2W
	Ivory	54502-2I	54522-2I
	Brown	54502-2	54522-2

\*Hospital Call Switch turns on when toggle is pulled down with cord (3-ft braided cord included)

Continued on next page



CS120-2W



5501-8

Continued from previous page

## AC Quiet Commercial Specification Grade Switches

B  
Switches & Motor Controls

AC Quiet Side Wired   FED SPEC			
Rating	15A-120/277VAC		20A-120/277VAC
Description	Color	Cat. No.	Cat. No.
3-Way	White	CS315-2W	CS320-2W
	Ivory	CS315-2I	CS320-2I
	Light Almond	CS315-2T	CS320-2T
	Gray	CS315-2GY	CS320-2GY
	Black	—	CS320-2E
	Brown	CS315-2	CS320-2
3-Way, Framed Toggle	White	54503-2W	54523-2W
	Ivory	54503-2I	54523-2I
	Gray	54503-2GY	54523-2GY
	Brown	54503-2	54523-2
4-Way	White	CS415-2W	CS420-2W
	Ivory	CS415-2I	CS420-2I
	Light Almond	CS415-2T	CS420-2T
	Gray	CS415-2GY	CS420-2GY
	Black	—	CS420-2E
	Brown	CS415-2	CS420-2
4-Way, Framed Toggle	White	54504-2W	54524-2W
	Ivory	54504-2I	54524-2I
	Light Almond	54504-2T	—
	Gray	54504-2GY	54524-2GY
	Brown	54504-2	54524-2



CS320-2



5501-LHW



1101-CG

AC Quiet Side Wired — Lighted   FED SPEC		
Rating	15A-120VAC	
Description	Color	Cat. No.
Single Pole	White	5501-LHW
	Ivory	5501-LHI
3-Way	White	5503-LHW
	Ivory	5503-LHI

AC Quiet Side Wired — Canadian				
Rating	15A-120/277VAC		20A-120/277VAC	15A-347VAC
Description	Color	Cat. No.	Cat. No.	Cat. No.
Single Pole, Framed Toggle	White	1101-CW	—	18201-CW
	Ivory	1101-CI	54521-I	18201-CI
	Gray	1101-CG	—	18201-CG
	Black	1101-CE	—	—
	Brown	1101-CB	54521-B	18201-CB
Double Pole, Framed Toggle	White	1102-CW	54522-W	18202-CW
	Ivory	1102-CI	54522-I	18202-CI
	Brown	1102-CB	54522-B	18202-CB
3-Way, Framed Toggle	White	1103-CW	54523-W	18203-CW
	Ivory	1103-CI	54523-I	18203-CI
	Gray	1103-CG	—	18203-CG
	Brown	1103-CB	54523-B	18203-CB
4-Way, Framed Toggle	White	1104-CW	—	18204-CW
	Ivory	1104-CI	—	18204-CI
	Gray	—	—	18204-CG
	Black	1104-CE	—	—
	Brown	1104-CB	54524-B	18204-CB

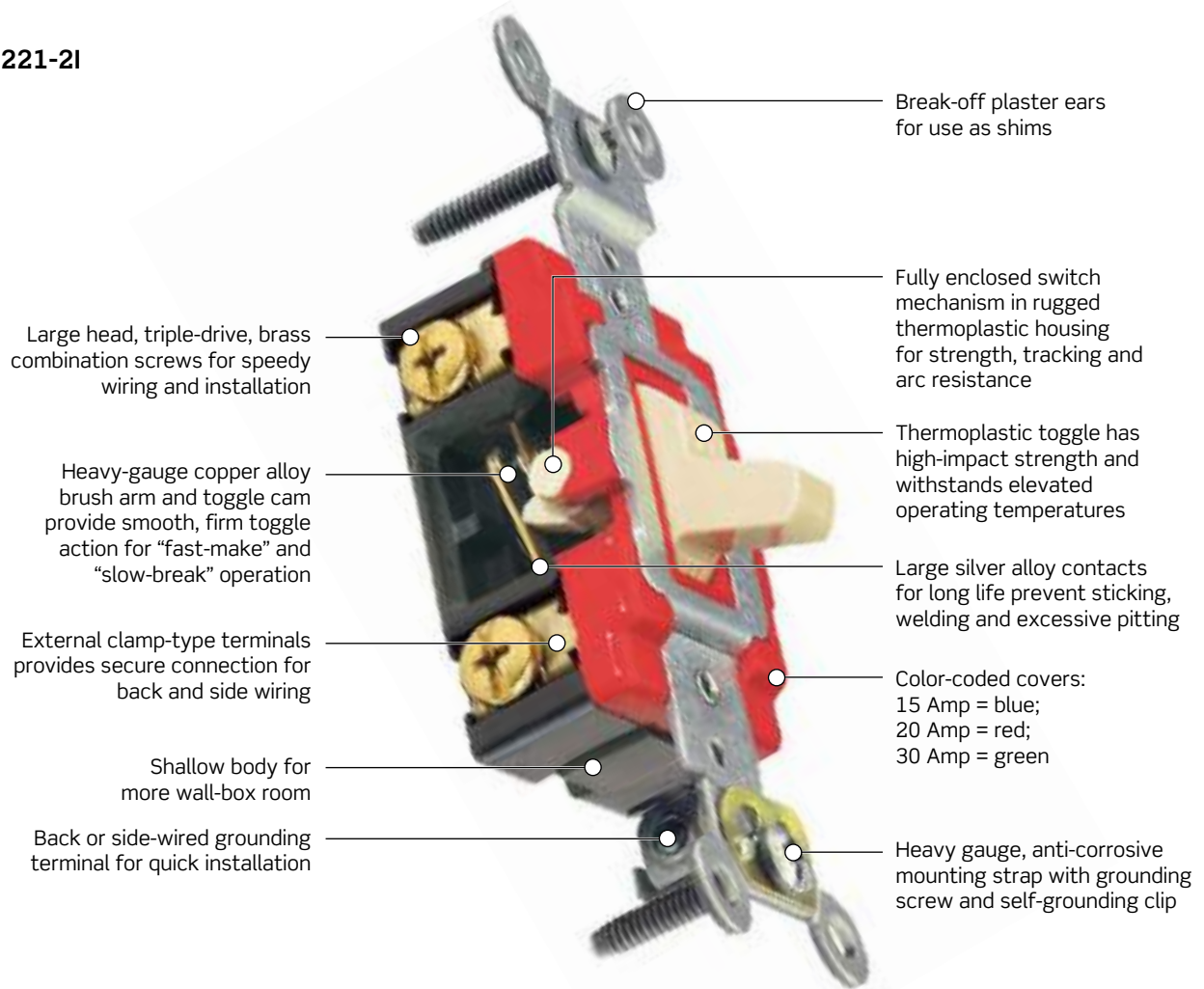
## Extra Heavy-Duty Specification Grade Toggle and Locking Switches

Leviton's Industrial Grade AC toggle switches for extra heavy-duty applications represent top-of-the-line quality and peak performance. Leviton uses the finest materials available and the highest production standards to produce industrial switches of unmatched versatility and reliability.

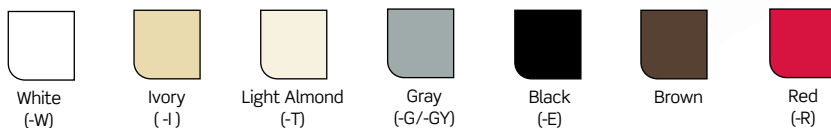
### Features and Benefits

- Heavy gauge copper alloy brush arm for superior performance
- Large silver alloy contacts for long life prevent sticking, welding and excessive pitting
- Fully enclosed switch mechanism in rugged housing for strength, tracking and arc resistance
- Color-coded covers for easy identification: 15 Amp, Blue; 20 Amp, Red; 30 Amp, Green,
- Self-grounding clip (self grounding when used with a grounded metal wallbox)
- Wire lead switches also available for fast and easy installation
- Backed by a limited 10-year warranty

### 1221-2I



**Color Choices** Extra heavy-duty toggle switches are offered in a wide range of colors. To order colors, add suffix to Cat. No.



## Extra Heavy-Duty Specification Grade Toggle and Locking Switches

Back and Side Wired/Wire Lead Toggle Switches   FED SPEC				
Rating		15A-120/277VAC	20A-120/277VAC	30A-120/277VAC
Description	Color	Cat. No.	Cat. No.	Cat. No.
Single Pole	White	1201-2W	1221-2W	3031-2W
	Ivory	1201-2I	1221-2I	3031-2I
	Light Almond	—	1221-2T	—
	Gray	1201-2GY	1221-2GY	—
	Black	—	1221-2E	—
	Brown	1201-2	1221-2	3031-2
	Red	1201-2R	1221-2R	—
Single Pole, Tamper-Resistant*	White	—	1221-2WL	—
	Ivory	1201-2IL	1221-2IL	—
	Gray	—	1221-2GL	—
	Brown	1201-2L	1221-2L	3031-2L
Single Pole with 6" Wire Leads	White	1241-W	1243-W	—
	Ivory	1241-I	1243-I	—
	Gray	1241-LGY	1243-LGY	—
Double Pole	White	1202-2W	1222-2W	3032-2W
	Ivory	1202-2I	1222-2I	3032-2I
	Gray	1202-2GY	1222-2GY	—
	Black	—	1222-2E	3032-2E
	Brown	1202-2	1222-2	3032-2
	Red	—	1222-2R	3032-2R
Double Pole, Tamper-Resistant*	Ivory	—	1222-2IL	—
	Brown	1202-2L	1222-2L	3032-2L
3-Way	White	1203-2W	1223-2W	3033-2W
	Ivory	1203-2I	1223-2I	3033-2I
	Light Almond	—	1223-2T	—
	Gray	1203-2GY	1223-2GY	—
	Black	—	1223-2E	—
	Brown	1203-2	1223-2	3033-2
3-Way, Tamper-Resistant*	White	—	1223-2WL	—
	Ivory	1203-2IL	1223-2IL	—
	Gray	—	1223-2GL	—
	Brown	1203-2L	1223-2L	3033-2L
3-Way with 6" Wire Leads	White	1242-W	1244-W	—
	Ivory	1242-I	1244-I	—
	Gray	—	1244-LGY	—
4-Way	White	1204-2W	1224-2W	—
	Ivory	1204-2I	1224-2I	—
	Light Almond	—	1224-2T	—
	Gray	1204-2GY	1224-2GY	—
	Black	—	1224-2E	—
	Brown	1204-2	1224-2	—
	Red	—	1224-2R	—
4-Way, Tamper-Resistant*	White	—	1224-2WL	—
	Ivory	—	1224-2IL	—
	Gray	—	1224-2GL	—
	Brown	1204-2L	1224-2L	—
*Key for Tamper-Resistant Switch		55500-PRT		



1201-2IL



1221-2I



3031-2W



Note: Cat. Nos. 1201, 1202, 1203, 1221, 1222, and 1223 feature external clamp-type wiring termination for back and side wiring



Extra Heavy-Duty Specification Grade Toggle and Locking Switches

Back and Side Wired Toggle Switches   FED SPEC		
Rating	20A-120/277VAC	
Description	Color	Cat. No.
Single Pole	White	1221-SW
	Ivory	1221-SI
	Light Almond	1221-ST
	Gray	1221-SGY
	Brown	1221-S
	Red	1221-SR
Double Pole	White	1222-SW
	Ivory	1222-SI
	Gray	1222-SGY
	Brown	1222-S
3-Way	White	1223-SW
	Ivory	1223-SI
	Light Almond	1223-ST
	Gray	1223-SGY
	Brown	1223-S
	Red	1223-SR
4-Way	White	1224-SW
	Ivory	1224-SI
	Gray	1224-SGY
	Brown	1224-S

Note: Cat. Nos. 1221, 1222, and 1223 feature external clamp-type wiring termination for back and side wiring

Back and Side Wired Toggle Switches — Canadian  			
Rating		15A-347VAC/CA	20A-347VAC/CA
Description	Color	Cat. No.	Cat. No.
Single Pole	White	18201-W	18221-W
	Ivory	18201-I	18221-I
	Gray	18201-G	18221-G
	Brown	18201-B	18221-B
	Red	18201-R	18221-R
Single Pole, Tamper Resistant* (locking)	Brown	18201-LB	18821-LB
Double Pole	Ivory	18202-I	18222-I
	Brown	—	18222-B
Double Pole, Tamper Resistant* (locking)	Brown	18202-LB	18222-LB
3-Way	White	18203-W	18223-W
	Ivory	18203-I	18223-I
	Gray	18203-G	18223-G
	Brown	18203-B	18223-B
	Red	18203-R	18223-R
3-Way, Tamper Resistant* (locking)	Brown	18203-LB	18223-LB
4-Way	White	—	18224-W
	Ivory	18204-I	18224-I
	Gray	18204-G	—
	Brown	18204-B	18224-B
	Red	18204-R	—

\*Key for Tamper-Resistant Switch 55500-PRT

Note: Cat. Nos. 18201, 18202, 18203, 18221, 18222, and 18223 feature external clamp-type wiring termination for back and side wiring.  
Note: 15A — White covers and .042 thick strap



1221-SW



18201-R



55500-PRT

## Antimicrobial Treated Devices

To combat the spread of germs, Leviton has developed an antimicrobial solution that works to reduce the growth of bacteria on our switches and wallplates. By incorporating a silver ion (Ag+) antimicrobial additive into the product material, these treated devices provide an extra layer of protection.

**84001-A40 (Wallplate)**

**Wallplate Features**

- Stainless Steel wallplate protected with antimicrobial polyurethane powder coating
- Mounting screws protected with antimicrobial polyurethane powder coating
- Available in 1- or 2-gang configurations
- Powder coating resists fingerprints and has been tested to ISO 7784.2 for durability

**A1221-2W (Switch)**

**Switch Features**

- 20A, 120/277VAC
- Toggle material embedded with silver ion antimicrobial additive
- Available in single pole and three-way configurations

Note: Switch and wallplate sold separately

## Features and Benefits

### Tough

Made durable in order to withstand harsh chemical cleaning products, stringent washings, and UV lights with minimal wear and tear

### Clean

Antimicrobial additive helps protect the device from the growth of odor-causing bacteria, mold, mildew, and fungi

Antimicrobial Treated Devices — Single Pole			
Rating	20A-120/277VAC		
Description	Color	Cat. No.	
Single Pole, Antimicrobial Protected	White	A1221-2W	
	Ivory	A1221-2I	
	Gray	A1221-2GY	
	Red	A1221-2R	

Antimicrobial Treated Devices — 3-Way			
Rating	20A-120/277VAC		
Description	Color	Cat. No.	
3-Way, Antimicrobial Protected	White	A1223-2W	
	Ivory	A1223-2I	
	Gray	A1223-2GY	
	Red	A1223-2R	



A1221-2W



### Related Products

Find the right antimicrobial wallplate for your antimicrobial switch.

**See pages S-3 and S-13 in the Wallplates & Covers section for more information.**

## Maintained and Momentary Contact Extra Heavy-Duty Specification Grade

### Features and Benefits

- Positive switching action with center-off position
- Large silver cadmium-oxide contacts for long life prevent sticking, welding and excessive pitting
- Clamp-type terminals accept up to #10 CU wire
- Full rated current capacity on fluorescent, tungsten and resistive loads; motor load capacity up to 80% switch current rating
- Backed by a limited 10-year warranty

### Back and Side Wired — Maintained Contact Toggle Switches

Rating		15A-120/277VAC	20A-120/277VAC	30A-120/277VAC
Description	Color	Cat. No.	Cat. No.	Cat. No.
Single Pole, Double Throw, Center Off	White	1281-W	1285-W	—
	Ivory	1281-I	1285-I	1287-I
	Lt. Almond	—	1285-T	—
	Gray	—	1285-GY	—
	Brown	1281	1285	1287
	Red	—	1285-R	—
Single Pole, Double Throw, Center Off, Tamper Resistant† (locking)	Black	1281-L	1285-L	1287-L
Double Pole, Double Throw, Center Off	White	1282-W	1286-W	1288-W
	Ivory	1282-I	1286-I	1288-I
	Brown	1282	1286	1288
Double Pole, Double Throw, Center Off, Tamper Resistant† (locking)	Black	—	—	1288-L
*Key for Tamper-Resistant Switch	55500-PRT			



1281-L



1288-L

### Back and Side Wired — Momentary Contact Toggle Switches

Rating		15A-120/277VAC	20A-120/277VAC	30A-120/277VAC
Description	Color	Cat. No.	Cat. No.	Cat. No.
Single Pole, Double Throw, Center Off	White	1256-W	1257-W	—
	Ivory	1256-I	1257-I	—
	Light Almond	—	1257-T	—
	Gray	1256-GY	1257-GY	—
	Brown	1256	1257	1260
	Red	—	1257-R	—
Single Pole, Double Throw, Center Off, Tamper Resistant† (locking)	Black	—	1257-L	—
Double Pole, Double Throw, Center Off	Brown	—	—	1262
*Key for Tamper-Resistant Switch	55500-PRT			



1256-L

## Pilot Light and Lighted Handle Extra Heavy-Duty Specification Grade

### Features and Benefits

- Pilot light and lighted handle switches provide top performance in punishing industrial applications
- Lighted handle illuminated when load is OFF. Pilot light toggle illuminated when load is ON
- 120 and 277V versions in single pole and 3-way
- Fully enclosed switch mechanism in rugged housing for strength, track and arc resistance
- Self-grounding clip (self grounding when used with a grounded metal wallbox)
- Backed by a limited 10-year warranty

### Back and Side Wired Toggle Switches — Pilot Light FED SPEC

Rating		15A-120VAC	20A-120VAC	20A-277VAC	30A-120VAC
Description	Color	Cat. No.	Cat. No.	Cat. No.	Cat. No.
Single Pole	Clear	1201-PLC	1221-PLC	1221-7PC	3031-PLC
	Red	1201-PLR	1221-PLR	1221-7PR	3031-PLR
	Green	—	—	—	—
Double Pole	Clear	—	1222-PLC	—	3032-PLC
	Red	1202-PLR	1222-PLR	1222-7PR	3032-PLR
	Green	—	—	—	—
3-Way	Clear	1203-PLC	1223-PLC	—	—
	Red	1203-PLR	1223-PLR	1223-7PR	—
	Green	—	—	—	—



1201-PLC

### Back and Side Wired Toggle Switches — Lighted Handle FED SPEC

Rating		15A-120VAC	20A-120VAC	20A-277VAC	30A-120VAC
Description	Color	Cat. No.	Cat. No.	Cat. No.	Cat. No.
Single Pole	Clear	1201-LHC	1221-LHC	1221-7LC	—
	White	1201-LHW	1221-LHW	1221-7LW	—
	Ivory	1201-LHI	1221-LHI	1221-7LI	3031-LHI
	Red	—	1221-LHR	—	—
3-Way	Clear	1203-LHC	1223-LHC	1223-7LC	—
	White	1203-LHW	1223-LHW	1223-7LW	—
	Ivory	1203-LHI	1223-LHI	1223-7LI	—
	Red	—	1223-LHR	—	—



1222-PLR



1223-LHW

### Back and Side Wired — Low Voltage Toggle

Rating		24V AC/DC
Description	Color	Cat. No.
Single Pole, Self-Grounding	White	12021-2W
	Ivory	12021-2I
Single Pole Double Throw, Momentary Contact, Center OFF, Self-Grounding	White	1081-W
	Ivory	1081-I
	Gray	1081-GY
	Red	1081-R



12021-2W

## Extra Heavy-Duty Specification Grade Key Locking Switches

### Features and Benefits

- Heavy-Duty key-operated locking mechanism for maximum tamper-proof operation in schools, institutions, public housing, trailer parks, loading docks, freight yards and other areas
- Chrome lock dome with 2 keys provided per switch
- Large, combination head terminal screws with external clamps
- Triple-combination mounting screws for fast, easy installation
- Heavy-gauge rust-resistant mounting strap with steel grounding screw and self-grounding clip (self grounding when used in a properly grounded metal wallbox)
- Key removable in ON and OFF positions
- Backed by a limited 10-year warranty

### Key Locking Switches

Rating	20A-120/277VAC		
Description	Color	Cat. No.	
Single Pole Key Lock Power Switch, 2 keys provided	Chrome	1221-2KL	
Double Pole Key Lock Power Switch, 2 keys provided	Chrome	1222-2KL	
3-Way Key Lock Power Switch, 2 keys provided	Chrome	1223-2KL	
4-Way Key Lock Power Switch, 2 keys provided	Chrome	1224-2KL	
Replacement Keys, 2 per pack	—	2KL	

**Note:** Key Lock Power Switches are not recommended for use on Master or Emergency Power Systems



FD/Deep Wallbox

### Wallplates and Wallboxes

Description	Cat. No.
302 Stainless Steel comes with tamper-resistant screws and spanner tool	
FD or deep wallbox recommended minimum internal depth	
2 3/4" single cover/gang adapter extends shallow wallbox	
Use with stainless wallplate	
1-Gang	84071-40
2-Gang	84072-40
3-Gang	84073-40



84071-40



1221-2KL w/two keys



#### Related Products

Find the right wallplate for any application. **See section S for Wallplates & Covers.**

## Lev-Lok® Modular Switches

The revolutionary Lev-Lok® Modular Wiring Device System consists of a wiring module (locking connector with leads) and a rugged wiring device (receptacle or switch) with solid brass locking connection pins. By placing the wiring module over the device's locking pins and twisting clockwise, the connection is secured. Leviton's modular devices address the reliability and performance concerns of specification engineers without sacrificing contractors' needs for fast, easy installation.

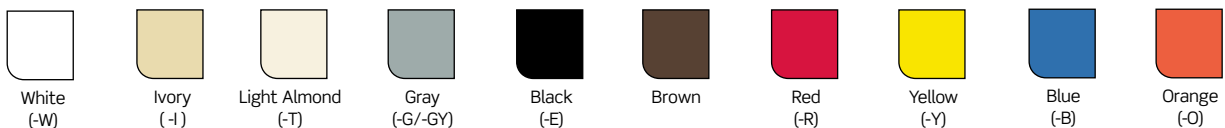
### Features and Benefits

- Devices constructed with impact-resistant thermoplastic nylon cover and body
- Four corner latches securely fasten the device's face to the body
- Solid brass locking pins for strong, secure connection between device and wiring module
- Wiring module locks and latches to the device
- Wiring module ships with protective cover, preventing debris from entering contacts until device is attached
- Modules have factory-installed circuit ID label. Electricians can save a step by labeling device locations during rough-in
- Switch covers are color-coded for easy identification of amp rating
- Backed by a limited 10-year warranty

### Lev-Lok® Wiring Modules

Device Type	Description	Cat. No.
Single Pole Switches	Stranded Wire Leads (Black)	MSPSW-ST
	Solid Wire Leads (Black)	MSPSW-SD
3-Way Switches	Stranded Wire Leads #12 with 4 port Push In wire connectors on all wires [Ground wire connector to be color coded Green] (Black, Red, Red, Green)	M3WSW-ST
	Stranded Wire Leads #12 for 277V Lighting Applications (Brown, Yellow, Yellow, Green)	M3WSW-SD

**Color Choices** Lev-Lok® devices are offered in a wide range of colors. To order colors, add suffix to Cat. No.



Lev-Lok® Extra Heavy-Duty Grade Modular Switches			
Rating	15A-120/277VAC		20A-120/277VAC
Description	Color	Cat. No.	Cat. No.
Standard Toggle, Single Pole	White	M1201-W	M1221-W
	Ivory	M1201-I	M1221-I
	Light Almond	—	M1221-T
	Gray	M1201-GY	M1221-GY
	Black	—	M1221-E
	Brown	M1201	M1221
	Red	M1201-R	M1221-R
Standard Toggle, Single Pole, Antimicrobial Treated	White	—	AM120-W
	Ivory	—	AM120-I
	Gray	—	AM120-GY
	Red	—	AM120-R
Illuminated Toggle, Single Pole	White	M1201-LHW	M1221-LHW
	Ivory	M1201-LHI	M1221-LHI
	Clear	M1201-LHC	M1221-LHC
Tamper-Resistant Key†, Single Pole	White	—	M1221-WL
	Ivory	M1201-IL	M1221-IL
	Gray	—	M1221-GL
	Brown	M1201-L	M1221-L
	Red	—	M1221-RL
Standard Toggle, 3-Way Switches	White	M1203-W	M1223-W
	Ivory	M1203-I	M1223-I
	Light Almond	—	M1223-T
	Gray	M1203-FGY	M1223-GY
	Black	—	M1223-E
	Brown	M1203	M1223
	Red	M1203-R	M1223-R
Standard Toggle, 3-Way, Antimicrobial Treated	White	—	AM320-W
	Ivory	—	AM320-I
	Gray	—	AM320-GY
	Red	—	AM320-R
Illuminated Toggle, 3-Way Switches	White	M1203-LHW	M1223-LHW
	Ivory	M1203-LHI	M1223-LHI
	Clear	M1203-LHC	M1223-LHC
Tamper-Resistant Key†, 3-Way Switches	White	—	M1223-WL
	Ivory	M1203-IL	M1223-IL
	Gray	—	M1223-GL
	Brown	M1203-L	M1223-L
	Red	—	M1223-RL
†Replacement Key for Tamper-Resistant Key	55500-PRT		



M1221-I




M5633-W


Lev-Lok® Decora Plus™ Switches					
Rating	Color	15A	15A	20A	20A
		120/277VAC Standard	120/277VAC Illuminated	120/277VAC Standard	120/277VAC Illuminated
Description	Color	Cat. No.	Cat. No.	Cat. No.	Cat. No.
Heavy-Duty Industrial Specification Grade Single-Pole	White	M5691-W	—	M5621-W	M5631-W
	Ivory	M5691-I	—	M5621-I	M5631-I
	Light Almond	M5691-T	—	M5621-T	M5631-T
	Gray	M5691-GY	—	M5621-GY	—
	Red	—	—	M5621-R	—
Heavy-Duty Industrial Specification Grade 3-Way	White	M5693-W	—	M5623-W	M5633-W
	Ivory	M5693-I	—	M5623-I	M5633-I
	Light Almond	M5693-T	—	M5623-T	M5633-T
	Gray	M5693-GY	—	M5623-GY	—
	Red	—	—	M5623-R	—

## Lever Edge™ — The Future of Wiring.

Classic Decora®. Faster and Easier to Install.



Push




Click



Done

Leviton's Lever Edge™ wiring devices provide the classic appearance and superior performance of Decora® devices in a new, easier-to-install, safer design. The line consists of Single Pole and 3-Way Switches and a Tamper-Resistant 15-amp Duplex Receptacle. Innovative installation features such as color-coded lever terminals (including the ground terminal) for faster, efficient wiring, a larger strap with a unique tongue and groove alignment feature for quicker trim out on multi-gang installations, and no exposed metal parts for safety, make Lever Edge™ ideal for new home construction and MDU projects as well as retrofit applications.

Installers using Lever Edge™ will experience an installation process as unique as it is practical. The color-coded levers provide the foundation for quick installation by helping to rapidly identify the correct terminal for wiring, including a first of its kind lever terminal for the ground wire. The lever termination feature assures a positive connection has been made. This patent pending design also has a snap feature with an audible “click” so installers can be confident with every termination.



E5603

E5325

### Classic Decora® — Front Face Switch and Receptacle

Sample with screwless wallplate



### Faster and Easier to Install — Back Side Switch and Receptacle

Fully wired




Continued on next page



Continued from previous page


## Lever Edge™

### Wiring is as Easy as ...



#### Push

Faster and easier to wire



#### Click

Audible 'click' confirms secure connection



#### Done

Terminate with confidence

### State-of-the Art Functionality



Color-coded lever terminals, including ground



Lever connectors work with 14 gauge and 12 gauge stranded and solid copper wire




No exposed metal parts for safer installations



Strap's unique tongue and groove alignment feature offers quicker trim out on multi-gang installations



Large strap makes installations easier

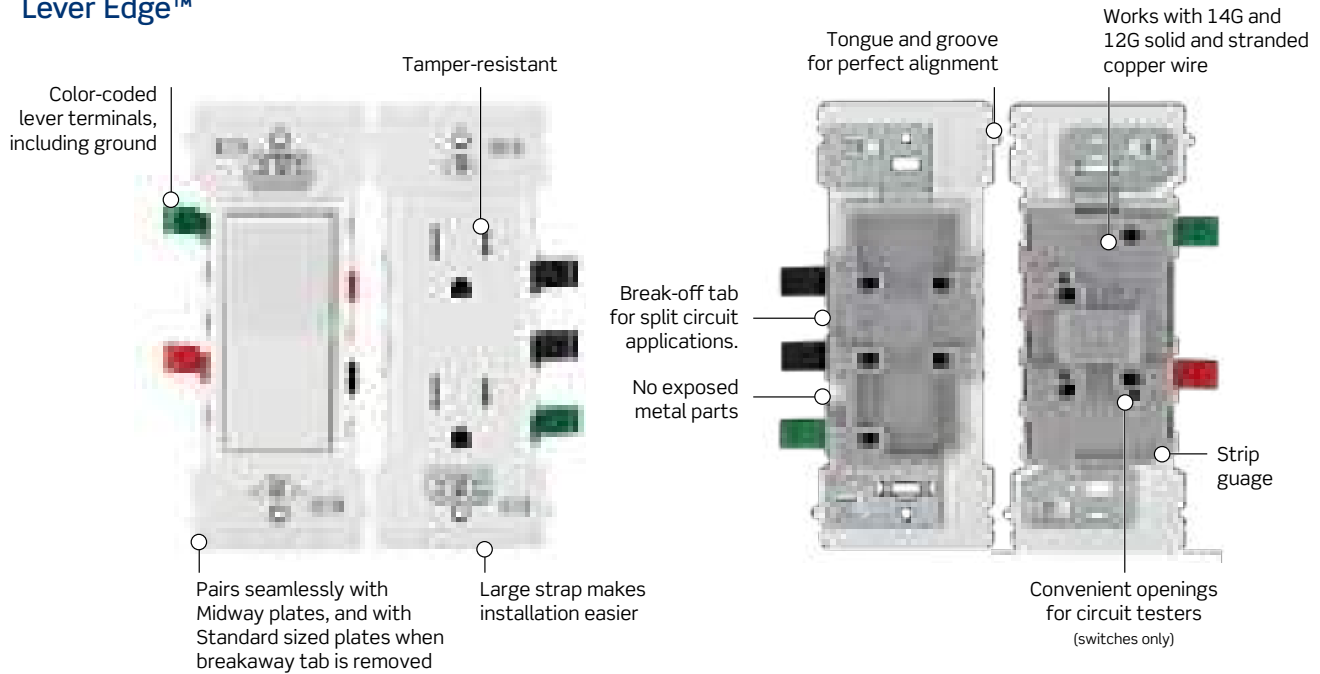


Longer and wider strap is compatible with Midway wallplates, and with Standard sized wallplates when breakaway tab is removed

Continued on next page

Continued from previous page

### Lever Edge™



#### Features and Benefits

- Patent pending color-coded lever terminals for fast, efficient wiring; reduces risk of miswiring
- Lever doors have snap feature to assure connection has been made; audible click confirms lever door is closed
- Only Residential device on the market with a quick termination ground wire
- No exposed metal parts for enhanced safety; eliminates need for electrical tape
- Lever connectors work with 14 gauge and 12 gauge stranded and solid copper wire
- Wire openings prevent wire insulation from being inserted into the terminals
- One standard strip gauge for all devices
- Strap's unique tongue and groove alignment offers quicker trim out on multi-gang installations
- Strap works with any sized wallplate
- Devices coordinate seamlessly with other Decora devices
- Can be used with Decora wallplates and Decora Plus™ screwless wallplates
- Receptacle allows for split circuit applications
- Test openings on switches for circuit testers

#### Single, 3-Way and 15A Duplex Receptacle

Description	Color	Rating	Cat. No.
Single Pole Switch	White	15A 120/277V	E5601
3-Way Switch			E5603
15A Tamper-Resistant Duplex Receptacle		15A, 125V	E5325



E5601



E5603



E5325

## Decora® Switches

Featuring a designer look and feel that qualify them as modern classics, Decora® rocker switches add so much at a modest cost that no fine home should be without them. Their sleek simplicity and smooth, quiet operation stem from quality materials fitted to tight tolerances and finished with great care, ensuring years of trouble-free service. Easy to wire, they work with tungsten, fluorescent and resistive loads. Their sturdy construction and dependable performance are everything you'd expect from the preeminent switch maker.

### Sample Decora® Switches



### Color Choices

Decora® switches are offered in a wide range of colors. To order colors, add suffix to Cat. No.



White  
(-W)



Ivory  
(-I)



Light Almond  
(-T)



Gray  
(-G/-GY)



Black  
(-E)



Brown

### Features and Benefits

#### All Decora® Switches

- Switch frame shields against dust and fits in wallplate to prevent rocker binding
- Terminal screws accept up to #12 AWG copper or copper-clad wire
- Quickwire push-in terminals accept #14 AWG solid copper wire only
- Sturdy construction for long service life
- Full-rated current capacity with tungsten, fluorescent or resistive loads. Motor capacity is 80% of switch rating
- Complements every décor
- Limited 2-year warranty

#### Antimicrobial Treated Switches

- Helps keep the surfaces cleaner
- Helps to inhibit the growth of mold, mildew, fungi and odor-causing bacteria on the surface of the devices in between normal cleanings

#### White LED Illuminated Decora Switches

- Illuminated switch rocker illuminates when load is OFF
- Designed to work with all loads, including LEDs and CFLs — no neutral required

#### Imprinted Decora® Switches

- Stock Decora® switches available with choice of three imprints on rocker: FAN, DISPOSAL, OIL BURNER

#### Weather-Resistant

- Designed for outdoor use in both wet and damp locations, no outdoor cover required
- Nema 3R rated to meet exterior code

B

Switches & Motor Controls

**Quickwire and Side Wired Switches\***

Rating	15A-120/277VAC w/Ground Screw		15A-120/277VAC Self-grounding w/Ground Screw*	
Description	Color	Cat. No.	Cat. No.	
Single Pole	White	5601-2W	5601-P2W	
	Ivory	5601-2I	5601-P2I	
	Light Almond	5601-2T	5601-P2T	
	Gray	5601-2GY	5601-P2G	
	Black	5601-2E	5601-P2E	
	Brown	5601-2	5601-P02	
	Antimicrobial Treated	—	5601-2AW	
Double Pole	White	5602-2W	—	
	Ivory	5602-2I	—	
	Light Almond	5602-2T	—	
	Black	5602-2E	—	
3-Way	White	5603-2W	5603-P2W	
	Ivory	5603-2I	5603-P2I	
	Light Almond	5603-2T	5603-P2T	
	Gray	5603-2GY	5603-P2G	
	Black	5603-2E	5603-P2E	
	Brown	5603-2	5603-P02	
	Antimicrobial Treated	—	5603-2AW	



5601-P2W



5603-2E

**Back and Side Wired Switches\***



Rating	15A-120/277VAC w/Ground Screw		15A-120/277VAC Self-grounding w/Ground Screw*	
Description	Color	Cat. No.	Cat. No.	
4-Way	White	5604-2W	—	
	Ivory	5604-2I	—	
	Light Almond	5604-2T	—	
	Gray	5604-2GY	—	
	Black	5604-2E	—	
	Brown	5604-2	—	



5604-2W

\*Self-grounding when installed in a properly grounded metal box



**Decora® Switches**

AC Quiet Quickwire, Back and Side Wired — LED Illuminated*  			
Rating		15A-120/277V w/Ground Screw 6000K LED Illumination	
Description	Toggle Color	Illumination	Cat. No.
Single Pole	White	White	L5611-2W
	Ivory		L5611-2I
	Light Almond		L5611-2T
3-Way	White	White	L5613-2W
	Ivory		L5613-2I

\*Lens illuminated when in OFF position, designed to work with all loads, including LEDs and CFLs - no neutral required.





L5611-2W

Back and Side Wired — LED Illuminated*  			
Rating		15A-120/277V w/Ground Screw 6000K LED Illumination	
Description	Toggle Color	Illumination	Cat. No.
4-Way	White	White	L5614-2W
	Ivory		L5614-2I
	Light Almond		L5614-2T

\*Lens illuminated when in OFF position, designed to work with all loads, including LEDs and CFLs - no neutral required.




5601-Z2W

Quickwire and Side Wired — Imprinted  			
Rating		Stock	15A-120/277VAC w/Ground Screw
Description	Color	Messages	Cat. No.
Single Pole	White	DISPOSAL	5601-Z2W
		ON/OFF	5601-X2W
	Light Almond		5601-X2T

Note: For Quickwire and Side Wired Molded made to order products, contact your Leviton sales representative

Back and Side Wired — Weather-Resistant*  			
Rating		15A-120/277V	20A-120/277V
Description	Color	Cat. No.	Cat. No.
Single Pole	White	W5601-2W	W5621-2W
	Gray	W5601-2GY	W5621-2GY
	Light Almond	W5601-2T	W5621-2T
3-Way	White	W5603-2W	W5623-2W
	Gray	W5603-2GY	W5623-2GY
	Light Almond	W5603-2T	W5623-2T

\*All-in-one weather-resistant switch solution, no outdoor cover required



W5601

## Decora Plus™ AC Quiet Commercial Specification Grade Rocker Switches

Decora Plus™ devices combine designer styling with all the benefits of rugged commercial grade construction. The robust product offering includes: single pole, double pole, 3- and 4-way switches, momentary and maintained contact switches, as well as pilot light and illuminated switches.

### Features and Benefits

- Engineered for fine tolerances and top performance
- Decora Plus™ switches feature impact resistant thermoplastic construction for long service life
- All Decora® devices meet or exceed applicable UL, CSA and NOM testing standards

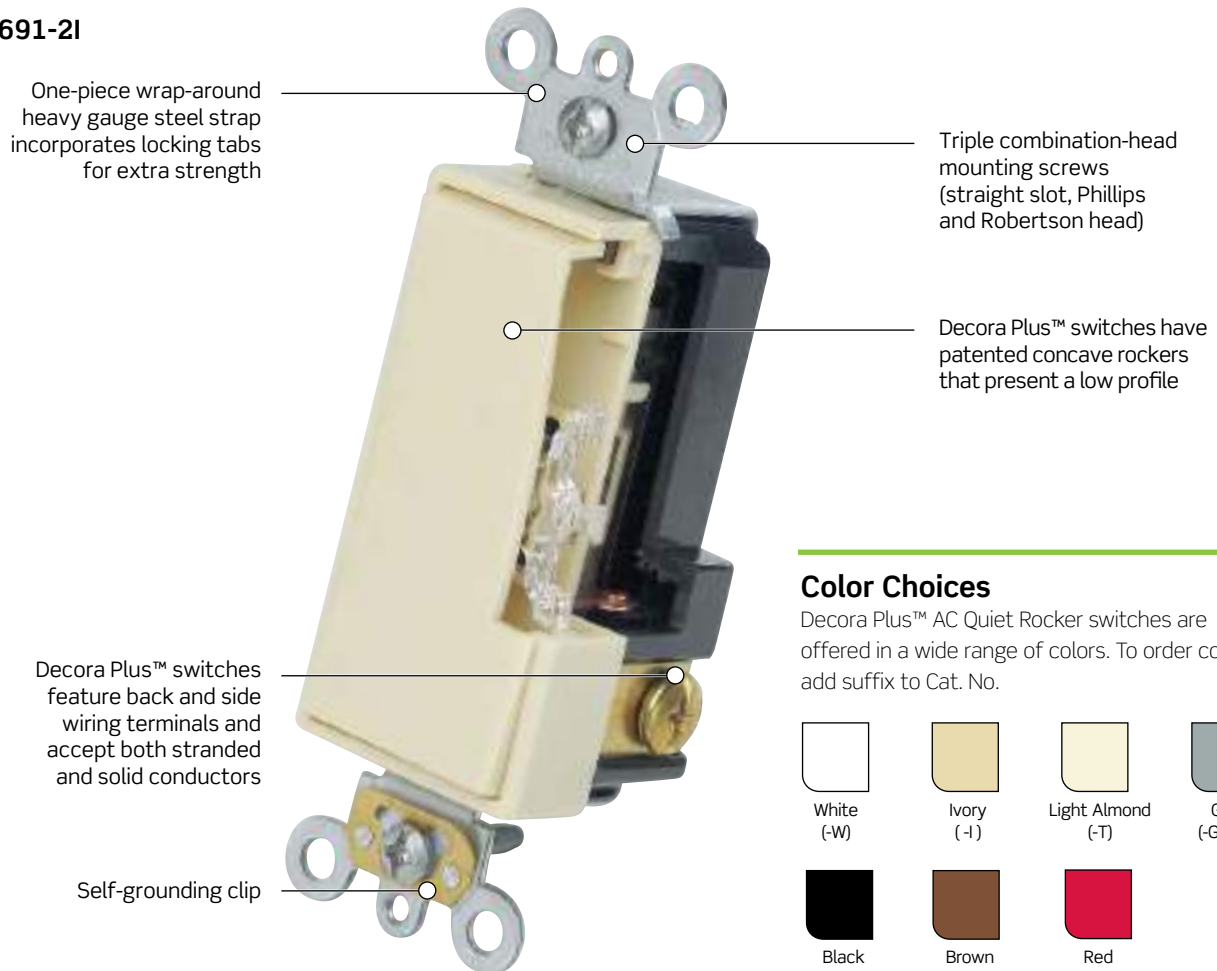
### AC Quiet Rocker Switches

- Full rated current capacity with tungsten, fluorescent or resistive loads. Motor capacity is 80% of switch rating
- Back and side wiring terminals accept both solid and stranded wire to ease installation
- Architecturally-styled smooth-action concave rocker
- Heavy-duty impact-resistant thermoplastic construction for long service life in commercial applications
- Two ground connection options: a green grounding screw and a self-grounding clip
- Backed by a limited 10-year warranty

### Canadian Switches

- Canadian Decora® wallplates available in a number of colors and fit “Commander Type” boxes

### 5691-2I



## Decora Plus™ AC Quiet Commercial Specification Grade Rocker Switches

Back and Side Wired			
Rating		15A-120/277VAC	20A-120/277VAC
Description	Color	Cat. No.	Cat. No.
Single Pole	White	5691-2W	5621-2W
	Ivory	5691-2I	5621-2I
	Light Almond	5691-2T	5621-2T
	Gray	5691-2GY	5621-2GY
	Black	5691-2E	5621-2E
	Brown	5691-2	5621-2
	Red	—	5621-2R
Double Pole	White	—	5622-2W
	Ivory	—	5622-2I
	Light Almond	—	5622-2T
	Gray	—	5622-2GY
	Black	—	5622-2E
3-Way	White	5693-2W	5623-2W
	Ivory	5693-2I	5623-2I
	Light Almond	5693-2T	5623-2T
	Gray	5693-2GY	5623-2GY
	Black	5693-2E	5623-2E
	Brown	5693-2	5623-2
	Red	—	5623-2R
4-Way	White	—	5624-2W
	Ivory	—	5624-2I
	Light Almond	—	5624-2T
	Gray	—	5624-2GY
	Brown	—	5624-2



5691-2GY



5693-CI



56021-2W

Back and Side Wired — Canadian			
Rating		15A-347VAC	20A-347VAC
Description	Color	Cat. No.	Cat. No.
Single Pole	White	5691-CW	5621-CW
	Ivory	5691-CI	5621-CI
	Light Almond	—	5621-CT
	Gray	5691-CG	—
	Black	5691-CE	—
	Red	5691-CR	—
3-Way	White	5693-CW	5623-CW
	Ivory	5693-CI	5623-CI
	Light Almond	—	5623-CT
	Gray	5693-CG	5623-CG
	Black	5693-CE	—
4-Way	White	5694-CW	5624-CW

Back and Side Wired — Low Voltage			
Rating		24V AC/DC	
Description	Color	Cat. No.	
Single Pole,	White	56021-2W	
Low Voltage,	Ivory	56021-2I	
Self-Grounding	Black	56021-2E	

## Decora Plus™ Maintained and Momentary Contact Switches

### Features and Benefits

- Full rated current capacity with tungsten, fluorescent or resistive loads. Motor capacity is 80% of switch rating
- Wrap-around heavy-gauge strap with locking tabs for added strength
- Back and side wiring terminals accept both solid and stranded wire to ease installation
- Backed by a limited 10-year warranty

### Back and Side Wired — Maintained Contact

Rating	15A-120/277VAC	
Description	Color	Cat. No.
Single Pole, Double Throw, Center Off	White	5685-2W
	Ivory	5685-2I
	Light Almond	5685-2T
	Gray	5685-2GY
	Black	5685-2E
Single Pole, Double Throw, Center Off, Marked with “High” “Low” “Off”	White	5685-W
Double Pole, Double Throw, Center Off	White	5686-2W
	Ivory	5686-2I
	Light Almond	5686-2T



5686-2I

### Back and Side Wired — Momentary Contact

Rating	15A-120/277VAC	
Description	Color	Cat. No.
Single Pole, Single Throw	White	5655-2W
	Ivory	5655-2I
	Light Almond	5655-2T
	Black	5655-2E
Single Pole, Double Throw, Center Off	White	5657-2W
	Ivory	5657-2I
	Light Almond	5657-2T
	Gray	5657-2GY
	Black	5657-2E
	Brown	5657-2



5657-2W

### Back and Side Wired — Low Voltage

Rating	24V AC/DC	
Description	Color	Cat. No.
Single Pole Single Throw, Low Voltage, Momentary Contact, Center OFF, Self-Grounding	White	56080-2W
	Ivory	56080-2I
	Light Almond	56080-2T
	Black	56080-2E
Single Pole Double Throw, Low Voltage, Momentary Contact, Center OFF, Self-Grounding	White	56081-2W
	Ivory	56081-2I
	Brown	56081-2
	Red	56081-2R



56080-2W



## Decora Plus™ Commercial Specification Grade Illuminated and Pilot Light Switches

### Features and Benefits

- Illuminated when load is OFF
- Pilot Light rocker visible when load is ON, even in bright light
- Back and side wiring terminals accept both solid and stranded wire to ease installation
- Two ground connection options: a green grounding screw and a self-grounding clip

### Back and Side Wired — Illuminated\*

Rating		20A-120VAC	20A-277VAC
Description	Color	Cat. No.	Cat. No.
Single Pole	White	5631-2W	5649-2W
	Ivory	5631-2I	—
	Light Almond	5631-2T	—
	Black	5631-2E	—
3-Way	White	5633-2W	5659-2W
	Ivory	5633-2I	—
	Light Almond	5633-2T	—

\*Does not require a neutral wire



5631-2W

### Back and Side Wired — Pilot Light\*\*

Rating		20A-120VAC	20A-277VAC
Description	Color	Cat. No.	Cat. No.
Single Pole	White	5628-2W	5629-2W
	Ivory	5628-2I	—
	Light Almond	5628-2T	—
	Brown	5628-2	—
3-Way	White	5638-2W	5639-2W
	Ivory	5638-2I	—

\*\*Requires a neutral wire



5628-2T



5638-2W

## Antimicrobial Treated Devices

To combat the spread of germs, Leviton has developed an antimicrobial solution that works to reduce the growth of bacteria on our switches and wallplates. By incorporating a silver ion (Ag+) antimicrobial additive into the product material, these treated devices provide an extra layer of protection\*.

### 84401-A40 (Wallplate)

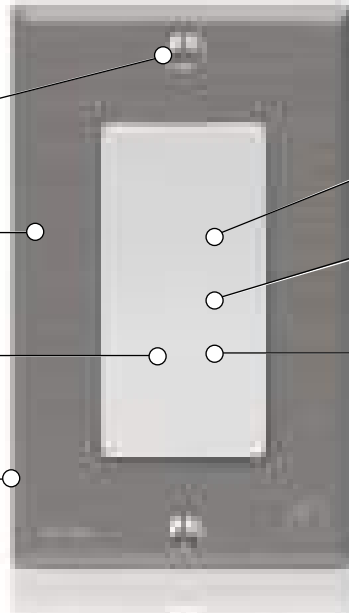
#### Wallplate Features

Mounting screws protected with antimicrobial polyurethane powder coating

Stainless Steel wallplate protected with antimicrobial polyurethane powder coating

Available in 1- or 2-gang configurations

Powder coating resists fingerprints and has been tested to ISO 7784.2 for durability



### A5621-2W (Switch)

#### Switch Features

20A, 120/277VAC

Rocker material embedded with silver ion antimicrobial additive

Available in single pole and three-way configurations

**Note:** Switch and wallplate sold separately

## Features and Benefits

### Tough

Made durable in order to withstand harsh chemical cleaning products, stringent washings, and UV lights with minimal wear and tear

### Clean

Antimicrobial additive helps protect the device from the growth of odor-causing bacteria, mold, mildew, and fungi

### Antimicrobial Treated Devices — Single Pole

Rating	20A-120/277VAC	
Description	Color	Cat. No.
Single Pole, Antimicrobial Protected	White	A5621-2W
	Ivory	A5621-2I
	Gray	A5621-2GY
	Red	A5621-2R

### Antimicrobial Treated Devices — 3-Way

Rating	20A-120/277VAC	
Description	Color	Cat. No.
3-Way, Antimicrobial Protected	White	A5623-2W
	Ivory	A5623-2I
	Gray	A5623-2GY
	Red	A5623-2R



A5621-2W



### Related Products

Find the right antimicrobial wallplate for your antimicrobial switch.

**See pages S-3 and S-13 in the Wallplates & Covers section for more information.**

## Appliance Switches

### Features and Benefits

#### Single Pole Pull Chain Switches

- Standard finish of metal chain is nickel
- Standard leads are #18 AWG 105°C plastic, 6" long, stripped 1/2"
- 3 3/4" chain connector, 3' braided cord, end bell
- Bushing 3/8 - 27 x 3/8" long
- Piercing 13/32" dia

#### Door Jamb Switch

- Bushing 15/32-32 x 9/16" long

Single Pole Pull Chain Switches			
Rating	3A 125VAC-L	6A-125VAC	3A-250VAC 1/4 HP 125/250V
Description	Sequence		Cat. No.
Heavy Duty, Single Circuit, Black and Red Leads	ON-OFF (L1, OFF)		1689-75
Heavy Duty, Two Circuit, Four Positions, Black, Blue, Red Leads	LOW-MED-HIGH-OFF (L1, L2, L1 & 2, OFF)		1689-50
Heavy Duty, Two Speed, Four Positions, Black, Blue, Red Leads	ONE-OFF-TWO-OFF (L1, L2, L3, OFF)		1691-50

Rating	3A-125V	1A-125VT	1A-250V
Description	Sequence		Cat. No.
Compact, Single Circuit, Black Leads	ON-OFF		10097-8

Rating	3A-125VAC-L	6A-125VAC	3A-250VAC
Description	Sequence		Cat. No.
Compact, Single Circuit, Black Leads	ON-OFF		10041-500



1689-75



10097-8

Push-Button Door Jamb Switch		
Rating	3A-125V	
Description	Sequence	Cat. No.
Single Circuit, Momentary, Metal Pushbutton, #18 AWG Leads, with Jamb Box, Mounting Screws and Cover Plate	NORMALLY ON	1865



1865

Feed-Through Cord Switch			
Rating	3A-125V 1/2 HP 125V		
Description	Sequence	Color	Cat. No.
Heavy Duty, Single Pole, 18/2 - 16/2 Type SPT-1, SPT-2 or Round Cord 18/2, Type SVT and other cords up to 9/32" outer jacket	ON-OFF	White	5410-W
		Ivory	5410-I
		Brown	5410



5410-W

Miniature Feed-Through Cord Switch			
Rating	3A-125V 1/2 HP 125V		
Description	Sequence	Color	Cat. No.
Miniature Single Pole, Captive Screw (for use with #18 ga. SPT-1 conductors)	ON-OFF	White	423-3W
		Ivory	423-3I
		Brown	423-3



423-3I

## Powerswitch® Manual Motor Controllers

Powerswitch® industrial grade AC Manual Motor Controllers provide safe, reliable control of a variety of motor loads. Suitable for use as motor disconnect\*, these switches are available for both single-phase and three-phase applications, with a continuous current rating at voltages up to 600 VAC and maximum horsepower ratings of 30hp. Metallic and non-metallic enclosures are available, including NEMA Type 1, Type 3R, and Type 4X, to suit a wide variety of applications.

\*30A & 40A only

### Component and Enclosed Switches

#### Features and Benefits

- All molded parts are thermoplastic to resist impact, chemicals, temperature, tracking and arcing
- Cam-driven mechanism enhances fast-make/ slow-break
- Listed to UL 60947-4-1 (formerly UL 508)
- Silver-alloy contacts for maximum conductivity and service life
- 30A and 40A switches feature external clamps for back and side wiring; 60A switches available in front-wire or back-wire versions
- Insulating barrier between terminals provide isolation between phases
- Nickel-plated brass mounting strap, terminal screw and external clamps for superior strength and corrosion resistance
- Oversized toggle provides positive actuation, even with gloved hand
- Short toggle versions (DSS) available in 30A and 40A for when shorter depth is required
- Backed by a Limited 10-Year Warranty

#### Component Switches — 30A, 40A, 60A



#### Component Switches — 30A, 40A and 60A

Switch Type	Rating	Poles	AC HP Rating				Toggle Type (Color)	Wiring	Cat. No.
			120V	240V	480V	600V			
Manual Motor Controller, Suitable as Motor Disconnect	30A	2-Pole (1Ø)	2HP	5HP	10HP	15HP	Standard	Back/Side	MS302-DS
							Standard (White)		MS302-DSW
							Short		MS302-DSS
	40A	3-Pole (3Ø)	3HP	7.5HP	15HP	20HP	Standard	Back/Side	MS303-DS
							Standard (White)		MS303-DSW
							Short		MS303-DSS
Manual Motor Controller	60A	2-Pole (1Ø)	—	10HP	15HP	20HP	Standard	Back	MS602-BW
								Front	MS602-FW
	3-Pole (3Ø)	—	25HP	30HP	Back	MS603-BW			
					Front	MS603-FW			

Continued on next page

Continued from previous page

### Manual Motor Controllers

#### Enclosed Switches — 30A, 40A, 60A



#### Enclosed Switches — 30A, 40A and 60A

Switch Type	Rating	Poles	AC HP Rating				Toggle Type	Enclosure	Cat. No.
			120V	240V	480V	600V			
Manual Motor Controller, Suitable as Motor Disconnect	30A	2-Pole (1Ø)	2HP	5HP	10HP	15HP	Standard	Type 1 Metal	N1302-DS
							Pistol Grip	Type 3R Metal	N3302-DS
								Type 4X Non-Metallic	MS4X-302**^
		3-Pole (3Ø)	3HP	7.5HP	15HP	20HP	Standard	Type 1 Metal	N1303-DS
								Type 1 Non-Metallic	N1303-TDS
							Pistol Grip	Type 3R Metal	N3303-DS
							Type 4X Non-Metallic	MS4X-303**^	
Manual Motor Controller	40A	2-Pole (1Ø)	2HP	5HP	10HP	15HP	Pistol Grip	Type 4X Non-Metallic	MS4X-402**^
		3-Pole (3Ø)	3HP	7.5HP	15HP	20HP			MS4X-403**^
	60A	2-Pole (1Ø)	—	10HP	15HP	20HP	Pistol Grip	Type 3R Metal	N3602
	3-Pole (3Ø)	—		25HP	30HP	N3603			

#### 30A, 40A and 60A Enclosures Only

Switch Type	Description	Used With	Cat. No.
Enclosure Only NEMA Type 1	Metal Gray Enclosure	30A	N13NC-DS
	Thermoplastic Black Enclosure*		N13NC-TDS
Enclosure Only NEMA Type 3R	Metal Gray Enclosure	30/40A	N33NC-DS
Enclosure Only NEMA Type 3R		40/60A	N36NC

\*Enclosure has black thermoplastic cover with steel box.

\*\*4X Enclosures are high impact Valox® in watertight enclosure rated 4X, 3R, 12K and IP67



\*MS4X Series are NSF Certified

## Powerswitch® Safety Disconnect Switches

Powerswitch® safety disconnect switches are designed for superior performance in food and beverage processing, manufacturing, marinas and shipyards, and OEM applications. Built to withstand the rigors of these harsh environments, these devices address the needs of safety, washdown, reduced downtime and code compliance, and are backed by a leading 3-year warranty.

### Stainless Steel Disconnect Switches

#### Features and Benefits

##### 30A, 60A, 80A, 100A, Non-Fused

- Type 304 stainless steel resists heat, corrosion and abuse
- Watertight, dust-tight, submersible and suitable for high pressure, high temperature washdown
  - IP66, IP67, IP68 and IP69K
  - UL 50E Type 3R, 4X, 12, 13
- Overmold handle provides firm grip, durability and withstands washdown
- Slope Top versions feature a 15-degree slope towards the wall that pushes water and debris away from front of device
- Handle accommodates 3 padlocks for OSHA compliant lockout/tagout
- Removable cover door makes installation and servicing simple and quick
- NSF Certified for hygiene requirements in food & beverage processing
- ¾" standoff from mounting surface allows for easy cleaning

#### Safety Disconnect Switches



#### Stainless Steel Disconnect Switches (Non-Fused) — 30A, 60A and 80A

		AC HP Rating								
		Single Phase				Three Phase				
Description	Amp	120VAC	208 to 240VAC	480VAC	600VAC	208 to 240V	480VAC	600VAC	Cat. No.	Slope Top
Non-Fused	30A	2HP	5HP	5HP	5HP	10HP	20HP	25HP	MDS3-AX	MDS3-ST
	60A		10HP	20HP	20HP	20HP	40HP	40HP	MDS6-AX	MDS6-ST
	80A								MDS8-AX	—
Non-Fused w/ Auxiliary Contact	30A	2HP	5HP	5HP	5HP	10HP	20HP	25HP	MDS3-AC	MDS3-AST
	60A		10HP	20HP	20HP	20HP	40HP	40HP	MDS6-AC	MDS6-AST
	80A								MDS8-AC	—

#### Stainless Steel Disconnect Switches (Non-Fused) — 100A

		AC HP Rating										
		Single Phase					Three Phase					
Description	Amp	120VAC	220 to 240VAC	277VAC	440 to 480VAC	550 to 600VAC	110 to 120VAC	220 to 240VAC	240VAC	440 to 480VAC	550 to 600VAC	Cat. No.
Non-Fused	100A	7.5HP	20HP	25HP	30HP	30HP	15HP	40HP	30HP	60HP	50HP	MDS1-AX
Non-Fused w/ Auxiliary Contact	100A	7.5HP	20HP	25HP	30HP	30HP	15HP	40HP	30HP	60HP	50HP	MDS1-AC

Continued on next page

Continued from previous page

## Non-Metallic Disconnect Switches

### Features and Benefits

#### 30A, 60A, 100A, Fused & Non-Fused

- PBT enclosure resists impact, abuse and corrosion
- Watertight, dust-tight, submersible and suitable for high pressure, high temperature washdown
  - IP66, IP67, IP68, IP69 and IP69K
  - UL 50E Type 3R, 4, 4X, 6P, 12, 13
- Overmold handle provides firm grip, durability and withstands washdown
- Handle accommodates 3 padlocks for OSHA compliant lockout/tagout
- 200kA SCCR when protected by Type J Fuse
- NSF Certified for hygiene requirements in food & beverage processing
- Operating temperature ranges from -40 °C to 75 °C (65°C for Inform Units)
- Captive, triple head cover screws constructed of stainless steel
- Available with flat or curve top, with or without Inform™ Technology

### Inform™ Technology



- Communicates data locally and remotely to the end-user. View on the device via LEDs, on your phone or on your computer
- Allows for 24/7 access to data including: individual line- and load-side voltage values, ground continuity, liquid accumulation, enclosure temperature/humidity, and more

## Non-Metallic Disconnect Switches with Inform™ Technology\*

### Non-Metallic Disconnect Switches with Inform™ Technology\* (Non-Fused) — 30A

							
Amp	Factory Installed AUX Contact?	Local Monitoring	Local Monitoring Curve Top	Local and Remote Monitoring via Wi-Fi	Local and Remote Monitoring via Wi-Fi Curve Top	Local and Remote Monitoring via Modbus RTU	Local and Remote Monitoring via Modbus RTU Curve Top
30A	No	LDS30-AXS	LDS30-CTS	LDS30-AXC	LDS30-CTC	LDS30-MB	LDS30-CTM
	Yes	LDS30-ACS	—	LDS30-ACC	—	LDS30-AMB	—

\*Replacement covers for disconnects with Inform are available. Visit [leviton.com/inform](http://leviton.com/inform) for more information

Continued on next page

Continued from previous page

### Disconnect Switches

B  
Switches & Motor Controls

Non-Metallic Disconnect Switches (Fused and Non-Fused) — 30A, 60A and 100A										
		AC HP Rating								
		Single Phase				Three Phase				
Description	Amp	110VAC	208 to 240VAC	480VAC	600VAC	208 to 240V	480VAC	600VAC	Cat. No.	Curve Top
Non-Fused	30A	2HP	5HP	5HP	5HP	10HP	20HP	25HP	LDS30-AX	LDS30-CT
Fused			3HP	3HP	3HP	7.5HP	15HP	20HP	LDS30-FAX	—
Non-Fused w/ Auxiliary Contact			5HP	5HP	5HP	10HP	20HP	25HP	LDS30-AC	LDS30-ACT
Non-Fused	60A	2HP	10HP	10HP	10HP	20HP	40HP	40HP	LDS60-AX	—
Fused			7.5HP	7.5HP	7.5HP	15HP	30HP	50HP	LDS60-FAX	—
Non-Fused w/ Auxiliary Contact			10HP	10HP	10HP	20HP	40HP	40HP	LDS60-AC	—
Non-Fused	100A	7.5HP	20HP	30HP	30HP	40HP	60HP	50HP	LDS10-AX	—
Fused			5HP	15HP	15HP	30HP		75HP	LDS10-FAX	—
Non-Fused w/ Auxiliary Contact			7.5HP	20HP	30HP	30HP		40HP	50HP	LDS10-AC

Auxillary Contacts	
Non-Fused Auxiliary Contact, Normally Open, 30/60/80A	AUXNO
Non-Fused Auxiliary Contact, Normally Closed, 30/60/80A	AUXNC-NF
Fused Auxiliary Contact, Normally Open, 30A	AUXNO-F1
Fused Auxiliary Contact, Normally Closed, 30A	AUXNC-F1
Fused Auxiliary Contact, Normally Open, 60/100A	AUXNO-F2
Fused Auxiliary Contact, Normally Closed, 60/100A	AUXNC-F2
Non-Fused Auxiliary Contact, Early Break, 100A	AUXNO-NF1

Fused Replacement Switches	
Non-Fused Replacement Switch 30A	30ASW
Non-Fused Replacement Switch 60/80A	6080A-NF
Non-Fused Replacement Switch 100A	100SW-NF
Fused Replacement Switch 30A	30ASW-F
Fused Replacement Switch 60A	60ASW-F
Fused Replacement Switch 100A	100SW-F

Conduit Hubs	
3/4" Stainless Steel Conduit Hub	SSHUB
3/4" Conduit Hub	HUB-34
1" Conduit Hub	HUB-100
1-1/4" Conduit Hub	HUB-114
1-1/2" Conduit Hub	HUB-112
2" Conduit Hub	HUB-200

Handles	
Replacement Handle	HNDLE

Mounting Feet, Breather Drain	
Mounting Feet	MOUNT-LDS
Breather Drain	DNPLG



## Straight Blade Devices

# C

15 & 20 Amp Devices .....	C-2
Traditional Receptacles .....	C-3
CO/ALR Receptacles .....	C-5
Floor Box Devices .....	C-23
Floor Box Assemblies .....	C-24
Dual Voltage Receptacles .....	C-27
Lever Edge™ .....	C-28
Decora® Receptacles .....	C-32
Lev-Lok® Modular Wiring Device System .....	C-41
Lev-Lok® Modular Receptacles .....	C-42
Snap-In Devices .....	C-60
Electrical Accessories .....	C-61
Plugs & Connectors, Flanged Inlets & Outlets ..	C-63
Black & White® Industrial Grade Devices .....	C-68
Wetguard® Watertight Plugs, Connectors, Inlets, Outlets & Receptacles .....	C-72
Wetguard® FD Box System .....	C-75
Wetguard® Switch Cover, Plate and Replacement Covers .....	C-78
Dustguard® .....	C-79
Rhino-Hide® NEMA Wiring Devices .....	C-80
Python® Hinged Devices .....	C-82
Midget Devices .....	C-83
Integrated Power .....	C-84
30, 50 & 60 Amp Power Devices .....	C-85



## 15A & 20A Devices

Leviton offers a large selection of 15 and 20 Amp devices including residential, commercial and industrial grade receptacles, plugs and connectors; snap-in devices; as well as flanged inlets and outlets.

### Sample 15A & 20A Devices



C  
Straight Blade Devices

## Traditional Receptacles

Leviton's comprehensive line of traditional receptacles includes devices rated for all residential applications in a variety of standard configurations and colors.

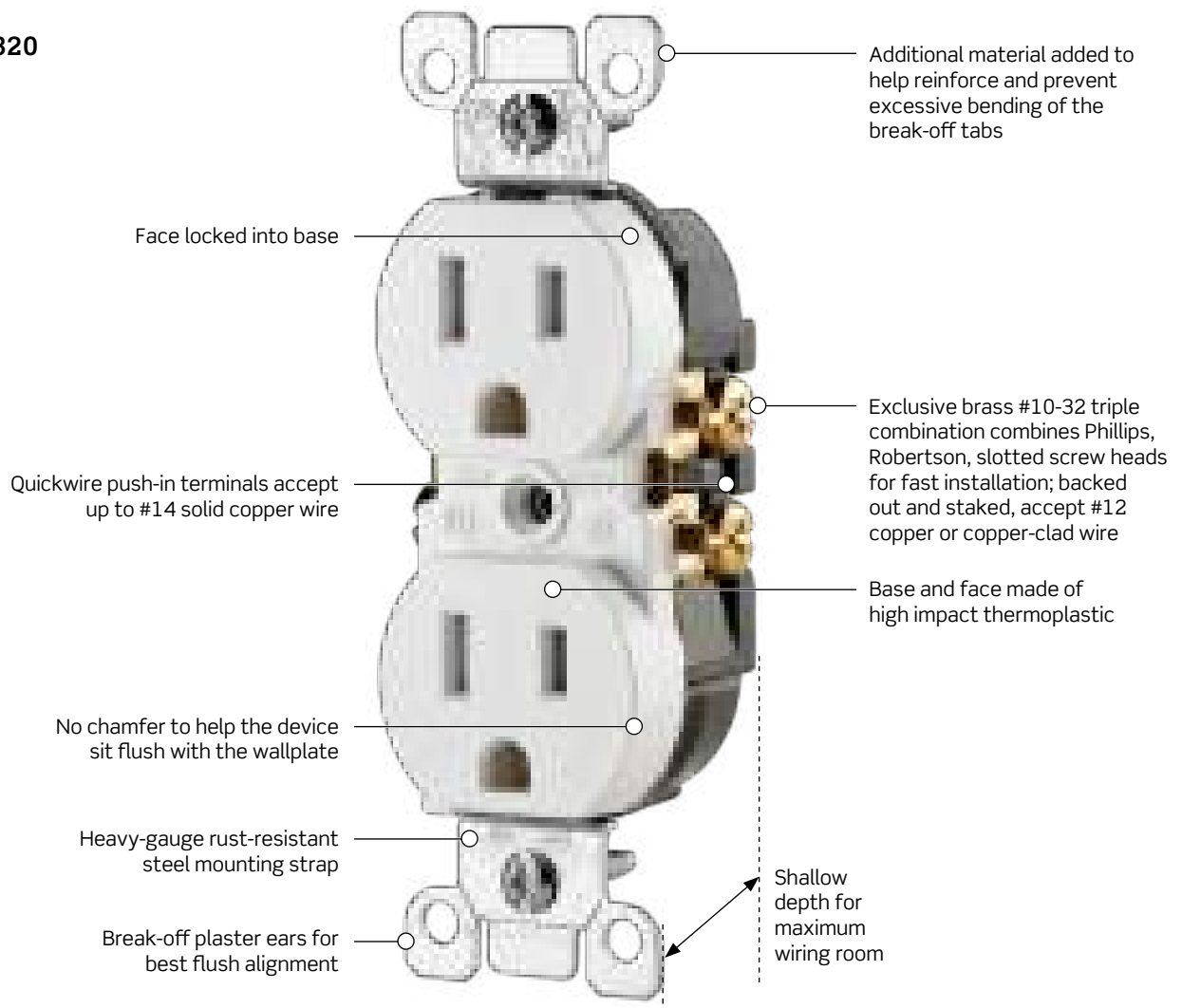
### Features and Benefits

- TR symbol on residential receptacles assures they meet the latest NEC requirements for tamper-resistant receptacles
- Ultrasonic welding, heavy-duty construction offers long, trouble-free service life

### 20 Amp

- Terminal Screw accepts up to #10 AWG copper

### T5320



**Color Choices** Residential straight blade devices are offered in a wide range of colors. To order colors, add suffix to Cat. No.



## Residential Grade Receptacles

### Features and Benefits

#### Quickwire Push-In and Side Wired Receptacles

- Terminal screws accept up to #12 copper or copper-clad wire
- Quickwire push-in terminals accept #14 solid copper wire only
- Double-wipe power contacts for maximum conductivity and plug retention
- Thermoplastic construction
- Heavy-gauge, rust-resistant steel mounting strap
- Shallow design for maximum wiring room
- Break-off plaster ears for best flush alignment
- Captive mounting screws
- Additional material added to strap to help reinforce and prevent excessive bending of the break off tabs
- Break-off tabs allow easy two-circuit conversion
- Backed by a limited 2-year warranty

#### Tamper-Resistant Receptacles

- Shutter mechanism inside the receptacle blocks access to the contacts unless a two-prong plug is inserted, helping ensure hairpins, keys, etc., will be locked out
- TR symbol on strap assures they meet the latest NEC requirements
- Ultrasonic heavy-duty construction on most devices offers long, trouble-free service life

#### 20A

- Terminal screw accepts up to #10 AWG copper
- Side wired only

### Quickwire and Side Wired

Rating		15A-125V	20A-125V
NEMA			
		5-15R	5-20R
Description	Color	Cat. No.	Cat. No.
Duplex	White	5320-W	—
	Ivory	5320-I	—
	Light Almond	5320-T	—
	Black	5320-E	—
	Brown	5320	—
Duplex, Tamper-Resistant	White	T5320-W	—
	Ivory	T5320-I	—
	Light Almond	T5320-T	—
	Black	T5320-E	—
	Brown	T5320	—
Duplex, Self-Grounding*	White	5320-SW	—
	Ivory	5320-SI	—
	Light Almond	5320-ST	—
	Brown	5320-S	—
Duplex, Tamper-Resistant, Self-Grounding*	White	T5320-SW	—
	Ivory	T5320-SI	—
	Light Almond	T5320-ST	—
Duplex, Tamper- and Weather-Resistant	White	W5320-T0W	W5820-T0W
	Ivory	W5320-T0I	—
	Gray	W5320-T0G	—
Duplex, Tamper-Resistant, 8-hole Quickwire with Ground Screw	White	T5248-WCP	—
	Ivory	T5248-ICP	—
	Brown	T5248-CP	—
Duplex Tamper-Resistant, Self-Grounding*, No Quickwire	White	—	T5820-W
	Ivory	—	T5820-I
	Light Almond	—	T5820-T
	Gray	—	T5820-GY
	Black	—	T5820-E
	Brown	—	T5820



T5320-W



W5320-T0W



T5820-W

\*Self-Grounding when installed in a properly grounded metal wallbox.  
**Note:** Please consult factory for duplex receptacles, less plaster ears

Continued on next page

Continued from previous page

Side Wired  		
<b>Rating</b>		<b>15A-125V</b>
NEMA		
		5-15R
Description	Color	Cat. No.
Duplex, on 4" Cover	Brown	1228
Clock Hanger, Flush Mount with Square Recess with Ground Screw	White	688-W
	Ivory	688-I
	Light Almond	688-T
One-Gang Recessed Duplex Receptacle	White	689-W
	Ivory	689-I
	Black	689-E
	Light Almond	689-T
Two-Gang Recessed Duplex Receptacle w/Openings for 6 Quickport® Modules	White	690-W
<b>Rating</b>		<b>15A-125V</b>
NEMA		
		1-15R
Description	Color	Cat. No.
Duplex, Non-Grounded, Plastic Ears*	White	223-W
	Ivory	223-I
	Brown	223
Duplex, T-Slot, Non-Grounded (not UL listed; for replacement use only)*	Ivory	5000

CSA Certified except where indicated by \*



688-W






223-I

Straight Blade Devices

## CO/ALR

These receptacles are specifically designed to work with aluminum conductors and are identified by a CO/ALR stamped on the device. The terminal screws are plated with the element indium which forms a gas-sealed connection with the aluminum wire, eliminating problems caused by oxidation.

Side Wired  		
<b>Rating</b>		<b>15A-125V</b>
NEMA		
		5-15R
Description	Color	Cat. No.
CO/ALR Duplex, UL Listed for direct connection to #12 or #10 AWG aluminum conductors	White	12650-W
	Ivory	12650-I

**Note:** CO/ALR devices are for connection to #12 or #10 AWG Aluminum Conductors



12650-W



### Related Products

Leviton also offers superior quality recessed devices. **See pages P-28 in the Connected Home section for more information.**



### Wallplates

Find the right wallplate for any application. **See section S for Wallplates & Covers.**

# Traditional Receptacles

15A, 20A | Commercial



## Commercial Spec Grade Receptacles

Leviton offers a large selection of 15 and 20 Amp commercial spec grade receptacles, including Decora® devices\* available in a wide variety of colors, wiring options and other features. Leviton's commercial receptacles are manufactured to withstand the demands of commercial and institutional applications. These commercial receptacles provide long-lasting service life and are a cost-saving alternative to the industrial devices.

### BR20-W

Back-wiring clamps accept up to #10 solid or stranded copper wire

Self-grounding clip staked on; will never fall off

Face locked into base

Zinc die-cast bushing for additional assembly security

Base and face made of high impact thermoplastic


Convenient washer-type break-off plaster ears for best flush alignment

External clamp type, back wiring

Easily accessible break-off tabs when split feed wiring is required; allows easy two-circuit conversion

Exclusive triple combination screw heads accepts Phillips, Robertson, and Slotted screw drivers for fast installation; backed out and staked, accept #10 copper or copper-clad wire

Heavy duty wraparound mounting strap locked into body



### Features and Benefits

- Manufactured to withstand the demands of commercial and institutional applications
- Heavy-duty brass power contacts for maximum conductivity and plug retention
- Shallow design for maximum wiring room in box
- UL Listed, CSA Certified and NOM Certified
- Meets NEMA WD-1 & 6, and ANSI standards
- Backed by a limited 10-year warranty

\*See page C-32 to C-40 for Decora® and Decora Plus™ devices

**Color Choices** Commercial straight blade devices are offered in a wide range of colors. To order colors, add suffix to Cat. No.



White (-W)



Ivory (-I)



Light Almond (-T)



Gray (-G/-GY)



Black (-E)



Brown









Yellow (-Y)



Orange (-O)

## Commercial Spec Grade Receptacles

Back and Side Wired, Self-Grounding  					
Rating		15A-125V	15A-250V	20A-125V	20A-250V
NEMA					
		5-15R	6-15R	5-20R	6-20R
Description	Color	Cat. No.	Cat. No.	Cat. No.	Cat. No.
Duplex	White	BR15-W	—	BR20-W	—
	Ivory	BR15-I	—	BR20-I	—
	Light Almond	BR15-T	—	BR20-T	—
	Gray	BR15-GY	—	BR20-GY	—
	Black	BR15-E	—	BR20-E	—
	Brown	BR15	—	BR20	—
Duplex, Tamper-Resistant	White	TBR15-W	—	TBR20-W	—
	Ivory	TBR15-I	—	TBR20-I	—
	Light Almond	TBR15-T	—	TBR20-T	—
	Gray	TBR15-GY	—	TBR20-GY	—
	Black	TBR15-E	—	TBR20-E	—
	Brown	TBR15	—	TBR20	—
Single	White	—	—	5891-W	—
	Ivory	5088-I	5089-I	—	5823-I
	Light Almond	5088-T	—	—	—
	Brown	5088	—	5891	5823
Single, Tamper-Resistant	White	T5015-W	—	T5020-W	—
	Ivory	T5015-I	—	T5020-I	—
	Light Almond	T5015-T	—	T5020-T	—
	Gray	T5015-GY	—	T5020-GY	—
	Black	T5015-E	—	T5020-E	—
	Brown	T5015	—	T5020	—
Single Recessed Receptacle, Stainless Steel with Hook on Wallplate, Tamper-Resistant	White	T5015-CHW	—	T5020-CHW	—
	Ivory	T5015-CHI	—	T5020-CHI	—
	Stainless Steel	T5261-CH	—	T5361-CH	—
Single Recessed Receptacle, Wallplate with removable cover, Tamper-Resistant	Brass	T5250-B	—	T5350-B	—



TBR20-W



T5020-W






T5361-CH





5585



5825-W

Back and Side Wired, Self-Grounding  		
Rating	15A-277V	
NEMA		
	7-15R	
Description	Color	Cat. No.
Duplex	Brown	5585

Universal (Europlug) Back and Side Wired, Self-Grounding		
Rating	15A-125/250V	
NEMA		
	5-15R	CEE 7/16
Description	Color	Cat. No.
Straight Blade and Europlug Duplex Receptacle	White	5825-W
	Ivory	5825-I
	Light Almond	5825-T
	Black	5825-E

Continued on next page

# Traditional Receptacles







15A, 20A | Commercial



Continued from previous page

## Commercial Spec Grade Receptacles

Straight Blade Devices

Side Wired, Self-Grounding  					
Rating		15A-125V	15A-250V	20A-125V	20A-250V
NEMA					
		5-15R	6-15R	5-20R	6-20R
Description	Color	Cat. No.	Cat. No.	Cat. No.	Cat. No.
Duplex	White	CR15-W	—	CR20-W	5822-W
	Ivory	CR15-I	5028-I	CR20-I	5822-I
	Light Almond	CR15-T	—	CR20-T	—
	Gray	CR15-GY	—	CR20-GY	—
	Black	CR15-E	—	CR20-E	—
	Brown	CR15	5028	CR20	5822
	Orange	—	—	CR20-O	—
Duplex, Smooth Face	White	CR015-W	—	CR020-W	—
	Ivory	CR015-I	—	CR020-I	—
	Gray	CR015-GY	—	CR020-GY	—
	Black	CR015-E	—	CR020-E	—
	Brown	CR015	—	CR020	—
Duplex, Tamper-Resistant	White	TCR15-W	—	TCR20-W	—
	Ivory	TCR15-I	—	TCR20-I	—
	Light Almond	TCR15-T	—	TCR20-T	—
	Gray	TCR15-GY	—	TCR20-GY	—
	Black	TCR15-E	—	TCR20-E	—
	Brown	TCR15	—	TCR20	—
Duplex, with Pigtail Leads*	White	5040-W	—	5340-W	—
	Ivory	5040-I	—	5340-I	—
	Gray	—	—	5340-GY	—
	Brown	—	—	5340	—
Duplex, with 6" Wire Leads, no Ground Lead and Self-Grounding clip	White	5040-CW	—	5340-CW	—
	Ivory	5040-CI	—	5340-CI	—
	Gray	5040-CGY	—	5340-CGY	—
Duplex, on 4" Cover*	Brown	5042	—	—	—
Single	White	5015-W	5029-W	5801-W	5821-W
	Ivory	5015-I	5029-I	5801-I	5821-I
	Light Almond	5015-T	—	5801-T	5821-T
	Brown	5015	5029	5801	5821
Single, Short Strap, Smooth Face	Black	—	5658-SS	5558-SS	5458-SS
Single, Short Strap, 8-32 Tapped Mounting Holes on 1 3/4" Centers	Black	5258-SS	—	—	—
Single, on 4" Cover	Brown	5059	—	—	—

CSA certified except where indicated by \*

Side Wired, Self-Grounding  		
Rating		20A-125/250V
NEMA		
		10-20R
Description	Color	Cat. No.
Single Receptacle	Brown	5032
	Ivory	5032-I

For matching plug 9151-N please see page C-67



TCR20-GY



CR20-GY



5040-CI



5658-SS



5032-I




## Industrial Grade Receptacles

Leviton's Industrial Grade Series receptacles withstand the rigors of the harshest environments, such as those found in factories, schools, and municipal buildings. These specification grade devices are the best choice where durability, safety and reliability are of utmost importance.

### 5362-W

**Back-wiring clamps accept up to #10 solid or stranded copper wire**



Face and body lock together with exclusive latch construction to provide strength and durability

Back and side wiring; accept #10 to #14 copper or copper-clad wire

Combination triple-drive Brass #10-32 screws (Standard, Phillips, Robertson) for fast installation

Brass self-grounding clip staked on, will never fall off

Back and side wired ground terminal for quick and easy ground wire installation

Thick-walled, impact-resistant nylon cover and body withstands abuse

One-piece brass mounting strap with integral ground contacts for superior ground path (on select models)

### Features and Benefits

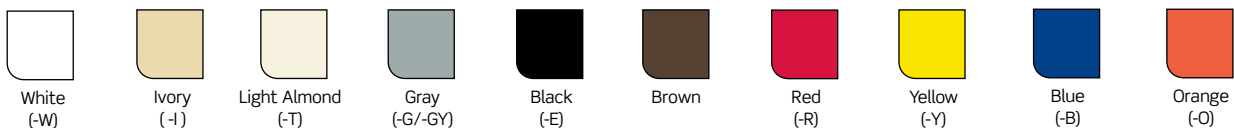
#### Heavy-Duty

- Impact-resistant thermoplastic nylon cover and body
- Smooth face does not collect dirt
- Four corner latches securely fasten face
- Large, triple-wipe, brass "T" contacts for superior contact and conductivity
- Back and side-wiring options
- Brass terminal screws to reduce conductor oxidation
- Break-off tabs for easy two-circuit conversion
- Apron barrier to prevent accidental contact between terminal screw heads and metal box
- Exclusive V-shaped, serrated back-wiring clamps for superior contact and conductivity
- Wire lead receptacles for fast and easy installation
- Fed Spec, W-C-596, UL Listed and CSA
- Backed by a limited 10-year warranty

\*See page C-32 to C-40 for Decora® and Decora Plus™ devices

Continued on next page

**Color Choices** Industrial straight blade devices are offered in a wide range of colors. To order colors, add suffix to Cat. No.



# Traditional Receptacles

15A, 20A | Industrial



Continued from previous page

## Industrial Spec Grade, Back and Side Wired/Wire Lead Receptacles

### Features and Benefits

#### Extra Heavy-Duty

- Thick-walled, impact-resistant nylon cover and body lock together with an exclusive four-corner latch mechanism, ensuring device maintains integrity even with heavy use
- One-piece brass strap with integral ground contacts provides a “clean” and safe ground path
- Heavy duty triple-wipe “T” contacts provide superior conductivity and service life
- Meets NEMA WD-1 & 6, and ANSI standards
- Fed Spec, W-C-596 rated, UL listed, CSA and NOM certified
- Backed by a limited 10-year warranty

### Back and Side Wired, Self-Grounding FED SPEC

Rating		15A-125V	15A-250V	20A-125V	20A-250V
NEMA					
		5-15R	6-15R	5-20R	6-20R
Description	Color	Cat. No.	Cat. No.	Cat. No.	Cat. No.
Heavy-Duty, Duplex	White	C5262-W	—	C5362-W	—
	Ivory	C5262-I	—	C5362-I	—
	Light Almond	C5262-T	—	C5362-T	—
	Gray	C5262-GY	—	C5362-GY	—
	Black	C5262-E	—	C5362-E	—
	Brown	C5262	—	C5362	—
	Red	C5262-R	—	C5362-R	—
	Blue	C5262-BU	—	C5362-BU	—
Heavy-Duty, Duplex, Smooth Face	White	5252-W	—	5352-W	—
	Ivory	5252-I	—	5352-I	—
	Light Almond	5252-T	—	5352-T	—
	Gray	5252-GY	—	5352-GY	—
	Black	5252-E	—	5352-E	—
	Brown	5252	—	5352	—
	Red	5252-R	—	5352-R	—
	Blue	5252-BU	—	5352-BU	—
Heavy-Duty, Duplex, Smooth Face	White	5262-SW	—	5362-SW	5462-W
	Ivory	5262-SI	5662-I	5362-SI	5462-I
	Light Almond	5262-ST	—	5362-ST	—
	Gray	5262-GYS	—	5362-GYS	5462-GY
	Black	5262-SE	—	5362-SE	—
	Brown	5262-S	5662	5362-S	5462
	Red	5262-SR	—	5362-SR	—
	Blue	5262-SBU	—	5362-SBU	—
	Orange	—	—	5362-SO	—
Green	—	—	5362-GNS	—	
Heavy-Duty, Duplex, Smooth Face Tamper-Resistant	White	T5262-W	—	T5362-W	—
	Ivory	T5262-I	—	T5362-I	—
	Light Almond	T5262-T	—	T5362-T	—
	Gray	T5262-GY	—	T5362-GY	—
	Black	T5262-E	—	T5362-E	—
	Brown	T5262	—	T5362	—
	Red	T5262-R	—	T5362-R	—
	Blue	T5262-BU	—	T5362-BU	—







Continued on next page

Straight Blade Devices

Continued from previous page

## Industrial Spec Grade, Back and Side Wired/Wire Lead Receptacles

Back and Side Wired, Self-Grounding   FED SPEC					
Rating		15A-125V	15A-250V	20A-125V	20A-250V
NEMA					
		5-15R	6-15R	5-20R	6-20R
Description	Color	Cat. No.	Cat. No.	Cat. No.	Cat. No.
Heavy-Duty, Duplex, Weather-Resistant	White	WBR15-W	—	WBR20-W	—
	Ivory	—	—	WBR20-I	—
	Gray	—	—	WBR20-GY	—
	Black	—	—	WBR20-E	—
	Red	—	—	WBR20-R	—
	Blue	—	—	WBR20-BU	—
Heavy-Duty, Duplex, Smooth Face Tamper and Weather-Resistant	White	TWR15-W	—	TWR20-W	—
	Ivory	—	—	TWR20-I	—
	Gray	TWR15-GY	—	TWR20-GY	—
	Yellow	—	—	TWR20-Y	—
Heavy-Duty, Duplex, Single Piece Ground Shunt	White	L5262-W	—	L5362-W	—
	Ivory	L5262-I	—	L5362-I	—
	Light Almond	L5262-T	—	L5362-T	—
	Gray	L5262-GY	—	L5362-GY	—
	Black	L5262-E	—	L5362-E	—
	Brown	L5262	—	L5362	—
	Red	L5262-R	—	L5362-R	—
	Blue	L5262-BU	—	L5362-BU	—



WBR20-Y



L5262-W

Continued on next page


# Traditional Receptacles

15A, 20A | Industrial



Continued from previous page

## Back and Side Wired, Self-Grounding FED SPEC

Rating		15A-125V	15A-250V	20A-125V	20A-250V
NEMA					
		5-15R	6-15R	5-20R	6-20R
Description	Color	Cat. No.	Cat. No.	Cat. No.	Cat. No.
Heavy-Duty, Duplex, Pre-Wired Leads	White	5262-LW	—	5362-LW	—
	Ivory	5262-LI	—	5362-LI	—
	Light Almond	—	—	5362-LT	—
	Gray	5262-LGY	—	5362-LGY	—
	Black	5262-LE	—	5362-LE	—
	Brown	5262-L0	—	5362-L0	—
	Red	5262-LR	—	5362-LR	—
Heavy-Duty, Duplex, Pre-Wired Leads (Hot and Neutral Only)	White	5262-CW	—	—	—
	Ivory	5262-CI	—	—	—
	Gray	5262-CGY	—	—	—
Heavy-Duty, Single	White	5261-W	5661-W	5361-W	5461-W
	Ivory	5261-I	5661-I	5361-I	5461-I
	Light Almond	—	—	5361-T	5461-T
	Gray	5261-GY	—	5361-GY	5461-GY
	Black	—	5661-E	5361-E	—
	Brown	5261	5661	5361	5461
	Red	5261-R	—	5361-R	5461-R
Heavy-Duty, Single, Weather-Resistant	White	W5261-W	W5661-W	W5361-W	W5461-W
	Ivory	W5261-I	W5661-I	W5361-I	W5461-I
	Light Almond	W5261-T	W5661-T	W5361-T	W5461-T
	Gray	W5261-GY	W5661-GY	W5361-GY	W5461-GY
	Black	W5261-E	W5661-E	W5361-E	W5461-E
	Brown	W5261	W5661	W5361	W5461
	Red	W5261-R	W5661-R	W5361-R	W5461-R
Yellow	W5261-Y	W5661-Y	W5361-Y	W5461-Y	



5262-CW

Continued on next page

C  
Straight Blade Devices

Continued from previous page

## Industrial Spec Grade, Back and Side Wired/Wire Lead Receptacles

Back and Side Wired, Self-Grounding    FED SPEC					
Rating		15A-125V	15A-250V	20A-125V	20A-250V
NEMA					
		5-15R	6-15R	5-20R	6-20R
Description	Color	Cat. No.	Cat. No.	Cat. No.	Cat. No.
Heavy-Duty, Single, Tamper-Resistant	White	—	T5661-W	—	T5461-W
	Ivory	—	T5661-I	—	T5461-I
	Light Almond	—	T5661-T	—	T5461-T
	Gray	—	T5661-GY	—	T5461-GY
	Black	—	T5661-E	—	T5461-E
	Brown	—	T5661	—	T5461
Heavy-Duty, Single, Tamper and Weather-Resistant	White	—	W5661-TOW	—	W5461-TOW
	Ivory	—	W5661-TOI	—	W5461-TOI
	Light Almond	—	W5661-TOT	—	W5461-TOT
	Gray	—	W5661-TGY	—	W5461-TGY
	Black	—	W5661-TOE	—	W5461-TOE
	Brown	—	W5661-T00	—	W5461-T00
	Yellow	—	W5661-TOY	—	W5461-TOY
Heavy-Duty, Single, Corrosion-Resistant	Yellow	5261-CR	5661-CR	5361-CR	5461-CR

Back and Side Wired, Self-Grounding   FED SPEC					
Description	Color	Cat. No.	Cat. No.	Cat. No.	Cat. No.
Single, Clock Hanger	Stainless Steel	5261-CH	—	5361-CH	—

Back and Side Wired, Isolated Ground    FED SPEC					
Description	Color	Cat. No.	Cat. No.	Cat. No.	Cat. No.
Heavy-Duty, Duplex	White	5262-IGW	—	5362-IGW	—
	Ivory	5262-IGI	—	5362-IGI	—
	Light Almond	—	—	5362-IGT	—
	Gray	5262-IGG	—	5362-IGG	—
	Black	5262-IGE	—	5362-IGE	—
	Brown	5262-IGB	—	5362-IGB	—
	Red	5262-IGR	—	5362-IGR	—
	Blue	—	—	5362-BIG	—
	Orange	5262-IG	5662-IG	5362-IG	5462-IG
	Heavy-Duty, Duplex, Tamper-Resistant	White	T5262-IGW	—	T5362-IGW
Ivory		T5262-IGI	—	T5362-IGI	—
Gray		T5262-IGG	—	T5362-IGG	—
Brown		T5262-IGB	—	T5362-IGB	—
Red		T5262-IGR	—	T5362-IGR	—
Orange		T5262-IG	—	T5362-IG	—

Back and Side Wired, Isolated Ground    FED SPEC					
Description	Color	Cat. No.	Cat. No.	Cat. No.	Cat. No.
Heavy-Duty, Single	Orange	5261-IG	—	5361-IG	—
Heavy-Duty, Single, Pre-Wired Ground Lead	Orange	—	5661-IG	—	5461-IG



5362-IG



5262-IG



T5262-IGW



Continued on next page

# Traditional Receptacles

15A, 20A | Industrial



Continued from previous page

## Industrial Spec Grade, Back and Side Wired/Wire Lead Receptacles

Straight Blade Devices

Side Wired   FED SPEC					
Rating		15A-125V	15A-250V	20A-125V	20A-250V
NEMA					
		5-15R	6-15R	5-20R	6-20R
Description	Color	Cat. No.	Cat. No.	Cat. No.	Cat. No.
Heavy-Duty, Duplex	White	5242-W	—	5342-W	—
	Ivory	5242-I	—	5342-I	—
	Gray	5242-GY	—	5342-GY	—
	Black	—	—	5342-E	—
	Brown	5242	—	5342	—
	Red	5242-R	—	5342-R	—
	Blue	—	—	5342-BU	—
Heavy-Duty, Single	White	—	5651-W	—	—
	Ivory	5251-I	5651-I	5351-I	—
	Brown	5251	5651	5351	—



5242-W



7250-FR

4-Pole, 4-Wire, Non-Grounding		
Rating		20A-120/208V 3ØY
NEMA		
		18-20R
Description	Wallplate Information	Cat. No.
Flush Mount Power Receptacle	Fits any standard single gang receptacle plate with 1.41" diameter center hole	7250-FR

For matching plug 7251-C please see page C-67

## Extra Heavy-Duty Industrial Spec Grade, Back and Side Wired

Back and Side Wired, Self-Grounding   FED SPEC					
Rating		15A-125V	15A-250V	20A-125V	20A-250V
NEMA					
		5-15R	6-15R	5-20R	6-20R
Description	Color	Cat. No.	Cat. No.	Cat. No.	Cat. No.
Extra Heavy-Duty, Duplex, Brass Strap with Integral Ground Contacts	White	5262-W	—	5362-W	—
	Ivory	5262-I	—	5362-I	—
	Gray	5262-GY	—	5362-GY	—
	Black	5262-E	—	5362-E	—
	Brown	5262	—	5362	—
	Red	5262-R	—	5362-R	—
	Blue	—	—	5362-BU	—
Extra Heavy-Duty, Wide Body, Duplex, Corrosion-Resistant	Yellow	52CM-62	—	53CM-62	—
Extra Heavy-Duty, Tamper-Resistant, Duplex, Brass Strap	White	5262-SGW	—	5362-SGW	—
	Ivory	5262-SGI	—	5362-SGI	—
	Light Almond	5262-SGT	—	5362-SGT	—
	Gray	5262-SGG	—	5362-SGG	—
	Black	5262-SGE	—	5362-SGE	—
	Brown	5262-SG	—	5362-SG	—
	Red	5262-SGR	—	5362-SGR	—




5262-W



52CM-62

## Controlled Receptacle Marking




{To comply with 2014 NEC Article 406.3(E)}

To meet the requirements for identifying receptacles that will be automatically de-energized as part of an overall plug load control program, the 2014 National Electrical Code requires all 15A & 20A, 125V receptacles that are automatically controlled to be marked with a specific symbol .

## Imprinted Receptacles




For new construction and renovation applications, custom imprinting directly on the receptacle is available for our most popular specification grade receptacles. Available in back and side wired and side wired standard, tamper-resistant and Decora® configurations.



Commercial Spec Grade, Duplex, Side Wire Only 			
Rating		15A-125V	20A-125V
NEMA			
		5-15R	5-20R
Description	Color	Cat. No.	Cat. No.
2 Plugs Controlled** Markings	White	CR015-2PW	CR020-2PW
	Ivory	CR015-2PI	CR020-2PI
	Light Almond	CR015-2PT	CR020-2PT
Hot Terminal Split, 1 Plug Controlled* Markings	White	CR015-1PW	CR020-1PW
	Ivory	CR015-1PI	CR020-1PI
	Light Almond	CR015-1PT	CR020-1PT



CR015-1PI

Commercial Spec Grade, Tamper-Resistant, Duplex, Back and Side Wired 			
Rating		15A-125V	20A-125V
NEMA			
		5-15R	5-20R
Description	Color	Cat. No.	Cat. No.
2 Plugs Controlled** Markings	White	TBR15-S2W	TBR20-S2W
	Ivory	TBR15-S2I	TBR20-S2I
	Light Almond	TBR15-S2T	TBR20-S2T
	Gray	TBR15-S2G+	TBR20-S2G+
	Black	TBR15-S2E+	TBR20-S2E+
	Brown	TBR15-S2+	TBR20-S2+
Hot Terminal Split, 1 Plug Controlled* Markings	White	TBR15-S1W	TBR20-S1W
	Ivory	TBR15-S1I	TBR20-S1I
	Light Almond	TBR15-S1T	TBR20-S1T
	Gray	TBR15-S1G+	TBR20-S1G+
	Black	TBR15-S1E+	TBR20-S1E+
	Brown	TBR15-S1+	TBR20-S1+



TBR20-S1G

\*1 Controlled = split-circuit — break-off tab removed on 'hot' terminal; control marking on 1 outlet.

\*\*2 Controlled = no break-off tabs removed; control marking for both outlets.

+Available upon special request

Continued on next page

# Traditional Receptacles

15A, 20A | Controlled | **Industrial**



Continued from previous page

## Controlled Receptacle Marking

{To comply with 2014 NEC Article 406.3(E)}

Straight Blade Devices

Heavy-Duty Spec Grade, Duplex Back and Side Wired, Self-Grounding   FED SPEC			
Rating		15A-125V	20A-125V
NEMA			
		5-15R	5-20R
Description	Color	Cat. No.	Cat. No.
2 Plugs Controlled** Markings	White	5262-S2W	5362-S2W
	Ivory	5262-S2I	5362-S2I
	Light Almond	5262-S2T	5362-S2T
	Gray	5262-S2G	5362-S2G
	Black	5262-S2E	5362-S2E
	Brown	5262-S2	5362-S2
	Red	5262-S2R	5362-S2R
	Blue	5262-S2B	5362-S2B
	Green	—	5362-S2N
Hot Terminal Split, 1 Plug Controlled* Markings	White	5262-S1W	5362-S1W
	Ivory	5262-S1I	5362-S1I
	Light Almond	5262-S1T	5362-S1T
	Gray	5262-S1G	5362-S1G
	Black	5262-S1E	5362-S1E
	Brown	5262-S1	5362-S1P
	Red	5262-S1R	5362-S1R
	Blue	5262-S1B	5362-S1B
	Green	—	5362-S1N



5262-S1W



5362-S2G

Extra Heavy-Duty Spec Grade, Tamper-Resistant, Duplex, Back and Side Wired   FED SPEC			
Rating		15A-125V	20A-125V
NEMA			
		5-15R	5-20R
Description	Color	Cat. No.	Cat. No.
2 Plugs Controlled** Markings	White	5262-2PW	5362-2PW
	Ivory	5262-2PI	5362-2PI
	Light Almond	5262-2PT	5362-2PT
	Gray	5262-2PG	5362-2PG
	Black	5262-2PE	5362-2PE
	Brown	5262-2P	5362-2P
	Red	5262-2PR	5362-2PR
	Blue	5262-2PB	5362-2PB
	Green	—	5362-2PN
Hot Terminal Split w/1 Plug Controlled* Markings	White	5262-1PW	5362-1PW
	Ivory	5262-1PI	5362-1PI
	Light Almond	5262-1PT	5362-1PT
	Gray	5262-1PG	5362-1PG
	Black	5262-1PE	5362-1PE
	Brown	5262-1P	5362-1P
	Red	5262-1PR	5362-1PR
	Blue	5262-1PB	5362-1PB
	Green	—	5362-1PN



5262-1PR

\*1 Controlled = split-circuit - break-off tab removed on 'hot' terminal; control marking on 1 outlet.

\*\*2 Controlled = no break-off tabs removed; control marking for both outlets.



## Industrial Grade, Heavy-Duty 4-in-1™ Receptacles

### Features and Benefits

- Terminal wiring screws fit inside a standard single gang wallbox; adapter plate not required (optional)
- Impact resistant nylon cover and base for strength and resistance to chemicals and corrosives
- Easy-to-read voltage and amperage rating molded onto smooth face; easy to clean surface
- Heavy-Duty, T-type triple-wipe bronze contacts for maximum performance
- Ground holes configured up or down to be outside the device, accommodating up to 4 Fed Spec size straight or angle plugs
- #8 terminal screws accept up to #12 solid or stranded copper wire
- Termination anchor holes for easy conductor wiring
- Exclusive shield-wall design protects ground connection from contact with live circuit conductors
- “A” and “B” molded on face and back for easy identification of receptacle pairs for split-circuit conversion (Note: Split circuit not available on surge models)
- Convenient built-in strip gauge
- Backed by a limited 10-year warranty

### 2-Pole, 3-Wire Grounding, Side Wired

Rating	15A-125V	20A-125V	
NEMA	5-15R	5-20R	
Description	Color	Cat. No.	Cat. No.
4-in-1™	White	1254-W	21254-W
	Ivory	1254-I	21254-I
	Gray	1254-GY	21254-GY
	Black	1254-E	21254-E
	Brown	1254	21254
	Red	1254-R	21254-R
	Yellow	—	21254-Y



1254-GY

**Note:** 4-in-1™ Portable Boxes 4254 and 4-in-1™ Adapter Plates 3254 (not UL Listed), can be found on page **C-22**.  
UL Listing does not apply when 4-in-1™ Receptacles are used with portable boxes for extension cord applications

### 4-in-1™ Receptacle Wallbox Mounting

#### Mounts Directly

Single-Gang    4" Octagonal    4" Square



#### Mounts with Adapter Plate

2-Gang    4<sup>11</sup>/<sub>16</sub>" Square



#### Related Products

Leviton also offers superior quality recessed devices.

**See pages P-28 in the Connected Home section for more information.**

# Traditional Receptacles

15A, 20A | Hospital Grade | Industrial



C  
Straight Blade Devices


## Hospital Grade Receptacles

Leviton Hospital Grade Receptacles meet or exceed the performance requirements for the coveted UL Hospital Grade listing. They are offered in standard, tamper-resistant, power indication, illuminated and isolated ground versions of Leviton's conventional and Decora Plus™ duplex configurations. Leviton also offers a version specifically designed for use in MRI and other applications exposed to high magnetic fields.

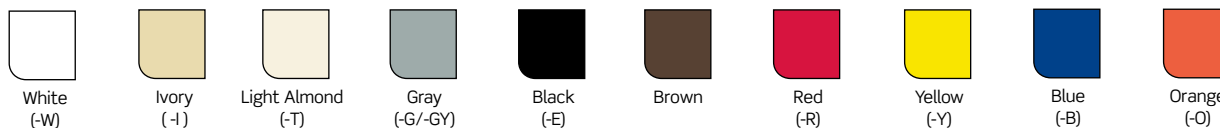
### Features and Benefits

- Smooth face does not collect dirt
- UL 498 listed (HG), CSA and NOM certified
- Meets NEMA WD-1 and 6 and ANSI standards Fed Spec
- Extra Heavy-Duty triple-wipe, brass "T" contacts for superior contact and conductivity
- High-performance brass #10-32 terminal screws to reduce conductor oxidation
- Break-off tabs for easy two-circuit conversion
- Exclusive V-shaped, serrated back-wiring clamps for superior contact
- Power Indication™ provides permanent "green dot" lens with 100,000 hour LED status indicator
- Wire lead receptacles for fast and easy installation
- Back and side wiring options accept #14-#10 AWG stranded or solid wire
- Back and side-wire ground termination brass strap version
- Backed by a limited 10-year warranty

### 8300-SGW



**Color Choices** Hospital straight blade devices are offered in a wide range of colors. To order colors, add suffix to Cat. No.



## Heavy-Duty Hospital Grade Receptacles



### Features and Benefits

#### Extra Heavy-Duty

- Single-piece wraparound nickel-plated brass strap
- Integral ground contacts
- Extra heavy-duty high-performance brass electrical contacts

#### Heavy-Duty

- Single-piece heavy-duty wraparound galvanized steel strap
- Brass ground contacts
- Heavy-duty copper alloy electrical contacts

Back and Side Wired 					
Rating		15A-125V	15A-250V	20A-125V	20A-250V
NEMA					
		5-15R	6-15R	5-20R	6-20R
Description	Color	Cat. No.	Cat. No.	Cat. No.	Cat. No.
Heavy-Duty, Duplex	White	C8200-W	—	C8300-W	—
	Ivory	C8200-I	—	C8300-I	—
	Light Almond	C8200-T	—	C8300-T	—
	Gray	C8200-GY	—	C8300-GY	—
	Black	C8200-E	—	C8300-E	—
	Brown	C8200	—	C8300	—
	Red	C8200-R	—	C8300-R	—
	Blue	C8200-BU	—	C8300-BU	—
Heavy-Duty, Duplex, Smooth Face	White	8200-HW	—	8300-HW	—
	Ivory	8200-HI	—	8300-HI	—
	Light Almond	8200-HT	—	8300-HT	—
	Gray	8200-HGY	—	8300-HGY	—
	Brown	8200-H	—	8300-H	—
	Red	8200-HR	—	8300-HR	—
	Blue	8200-HBU	—	8300-HBU	—
	Yellow	8200-HY	—	—	—
Heavy-Duty, Duplex, Tamper-Resistant	White	T8200-W	—	T8300-W	—
	Ivory	T8200-I	—	T8300-I	—
	Light Almond	T8200-T	—	T8300-T	—
	Gray	T8200-GY	—	T8300-GY	—
	Black	T8200-E	—	T8300-E	—
	Brown	T8200	—	T8300	—
	Red	T8200-R	—	T8300-R	—
	Blue	T8200-BU	—	T8300-BU	—
Back and Side Wired   					
Heavy-Duty, Duplex, Illuminated	White	8200-HLW	—	8300-HLW	—
	Ivory	8200-HLI	—	8300-HLI	—
	Gray	—	—	8300-HLG	—
	Red	8200-HLR	—	8300-HLR	—
Heavy-Duty, Duplex, with 6" Wire Leads	White	8200-LW	—	8300-LW	—
	Ivory	8200-LI	—	8300-LI	—
	Gray	8200-LGY	—	8300-LGY	—
	Black	—	—	8300-LE	—
	Red	8200-LR	—	8300-LR	—
		8200-L	—	8300-L	—



Straight Blade Devices

Continued on next page

# Traditional Receptacles

15A, 20A | Hospital Grade | **Industrial**



Continued from previous page

## Heavy-Duty Hospital Grade Receptacles

Straight Blade Devices

Back and Side Wired/Wire Lead  					
Rating		15A-125V	15A-250V	20A-125V	20A-250V
NEMA					
		5-15R	6-15R	5-20R	6-20R
Description	Color	Cat. No.	Cat. No.	Cat. No.	Cat. No.
Heavy-Duty, Duplex, with 6" Wire Leads, no ground lead and self ground clip	White	8200-CW	—	8300-CW	—
	Ivory	8200-CI	—	8300-CI	—
	Gray	8200-CGY	—	8300-CGY	—
Heavy-Duty, Single	White	8210-W	—	8310-W	—
	Ivory	8210-I	—	8310-I	—
	Gray	—	—	8310-GY	—
	Brown	8210	—	8310	—
	Red	8210-R	—	8310-R	—

Isolated Ground   					
Rating		15A-125V	15A-250V	20A-125V	20A-250V
NEMA					
		5-15R	6-15R	5-20R	6-20R
Description	Color	Cat. No.	Cat. No.	Cat. No.	Cat. No.
Heavy-Duty, Duplex	White	8200-IGW	—	8300-IGW	—
	Ivory	8200-IGI	—	8300-IGI	—
	Gray	8200-IGG	—	8300-IGG	—
	Brown	8200-IGB	—	8300-IGB	—
	Red	8200-IGR	—	8300-IGR	—
	Orange	8200-IG	—	8300-OIG	—
Heavy-Duty, Duplex, Tamper-Resistant	White	T8200-IGW	—	T8300-IGW	—
	Ivory	T8200-IGI	—	T8300-IGI	—
	Gray	T8200-IGG	—	T8300-IGG	—
	Brown	T8200-IGB	—	T8300-IGB	—
	Red	T8200-IGR	—	T8300-IGR	—
	Orange	T8200-IG	—	T8300-IG	—

Isolated Ground   					
Heavy-Duty, Duplex, with 6" Ground Wire Leads	Orange	8200-LIG	—	8300-LIG	—
Heavy-Duty, Single, with 6" Ground Wire Leads	Orange	8210-IG	—	8310-OIG	—



8310-I



T8300-IGW



8210-IG

## Extra Heavy-Duty Hospital Grade Receptacles

Back and Side Wired/Wire Lead  					
Rating		15A-125V	15A-250V	20A-125V	20A-250V
NEMA					
		5-15R	6-15R	5-20R	6-20R
Description	Color	Cat. No.	Cat. No.	Cat. No.	Cat. No.
Extra Heavy-Duty, Duplex, Smooth Face	White	8200-W	—	8300-W	8400-W
	Ivory	8200-I	8600-I	8300-I	8400-I
	Light Almond	8200-T	—	8300-T	—
	Gray	8200-GY	—	8300-GY	8400-GY
	Black	—	—	8300-E	—
	Brown	8200	—	8300	8400
	Red	8200-R	8600	8300-R	8400-R
	Blue	8200-BU	—	8300-BU	—
Extra Heavy-Duty, Duplex, Tamper-Resistant	White	8200-SGW	—	8300-SGW	—
	Ivory	8200-SGI	—	8300-SGI	—
	Light Almond	—	—	8300-SGT	—
	Gray	8200-SGG	—	8300-SGG	—
	Red	8200-SGR	—	8300-SGR	—
	Brown	8200-SG	—	8300-SG	—
Extra Heavy-Duty, Duplex, Power Indication™	White	8200-PLW	—	8300-PLW	—
	Ivory	8200-PLI	—	8300-PLI	—
	Gray	8200-PLR	—	8300-PLG	—
	Brown	—	—	8300-PL	—
	Red	—	—	8300-PLR	—
	Orange	—	—	8300-PLO	—
Extra Heavy-Duty, Wide Body Duplex, MRI Receptacle	White	MRI82-W	—	MRI83-W	—
	Ivory	MRI82-I	—	MRI83-I	—
	Light Almond	MRI82-T	—	MRI83-T	—
	Gray	MRI82-GY	—	MRI83-GY	—
	Red	MRI82-R	—	MRI83-R	—

**Note:** Single, Slim Design, Illuminated, Power Indication™ and Tamper-Resistant Receptacles meet specifications for UL Hospital Grade listing but have a different construction and design from standard Hospital Grade Duplex Receptacles listed above. There are dimensional differences between 8200-SG and 8300-SG devices. 8200-SG contains a nickel-plated steel yoke with riveted ground contacts. 8300-SG contains a one-piece, nickel-plated brass yoke



8300-E



MRI82-W

# Traditional Receptacles

15A, 20A | Hospital Grade | 4-in-1™ | Industrial





Straight Blade Devices

## Hospital Grade, Heavy-Duty 4-in-1™

### Features and Benefits

- Terminal wiring screws fit inside a standard single gang wallbox; adapter plate not required (optional)
- Impact resistant nylon cover and base for strength and resistance to chemicals and corrosives
- Easy-to-read voltage and amperage rating molded onto face
- Heavy-Duty, T-type triple-wipe bronze contacts for maximum performance
- Ground holes configured up or down to be outside the device, accommodating up to 4 Fed Spec size straight or angled plugs
- #8 terminal screws accept up to #12 solid or stranded copper wire
- Termination anchor holes for easy conductor wiring
- Exclusive shield-wall design protects ground connection from contact with live circuit conductors
- “A” and “B” molded on face and back for easy identification of receptacle pairs for split-circuit conversion  
(Note: Split circuit not available on surge models)
- Convenient built-in strip-gauge
- Backed by a limited 10-year warranty

### 2-Pole, 3-Wire Grounding

Rating	15A-125V	20A-125V	
NEMA	 5-15R	 5-20R	
Description	Color	Cat. No.	Cat. No.
4-in-1™	White	1254-HW	21254-HW
	Ivory	1254-HI	21254-HI
	Gray	—	21254-HGY
	Brown	1254-H	21254-H
	Red	1254-HR	21254-HR
4-in-1™	White	—	21254-IGW
Isolated Ground	Ivory	—	21254-IGI
	Orange	1254-IG	21254-IG



1254-HW



### Related Products

Leviton also offers superior quality recessed devices. **See pages P-28 in the Connected Home section for more information.**

### Floor Box Devices

The Pop-Up Floor Box Receptacle offers a modern, practical way to attractively conceal electrical wiring devices in homes and businesses, while still providing accessibility to power when needed. Featuring a sleek low profile and stylish metal cover that recesses neatly into the floor when not in use, it takes only the press of a button to make the receptacle available.

#### Floor Box Devices Family



#### Floor Box Devices

Features and Benefits	
<ul style="list-style-type: none"> <li>Contoured top plate for enhanced aesthetics</li> <li>Side latch open/close mechanism prevents scratching of wiring device face</li> <li>Low profile cover recesses when not in use, reducing above-floor height to only ¼ inch</li> <li>Assembled with genuine Leviton wiring devices</li> <li>Pre-wired terminal block for easy wiring access and installation</li> <li>IP 44 Rated: protection from ingress of water spray from any direction when closed</li> </ul>	<ul style="list-style-type: none"> <li>Meets or exceeds UL 514A requirements including scrub water test</li> <li>Tamper-Resistant to comply with the latest NEC® requirements</li> <li>Adjustable concrete rated electrical box included</li> <li>Can be used with a variety of flooring types: tile, stone, wood, laminate, carpet, concrete and vinyl</li> <li>Available finishes: Brushed Nickel, Black, Brass and Bronze</li> </ul>

Floor Box Devices   *			
Rating		15A-125V	20A-125V
NEMA		5-15R	5-20R
Description	Color	Cat. No.	Cat. No.
Pop-Up Floor Box with USB Charger Tamper-Resistant Receptacle	Brushed Nickel	PFUS1-BN	PFUS2-BN
	Black	PFUS1-MB	PFUS2-MB
	Brass	PFUS1-BR	PFUS2-BR
	Bronze	PFUS1-BZ	PFUS2-BZ
Pop-Up Floor Box with Self-Test GFCI Tamper-Resistant Receptacle	Brushed Nickel	PFGF1-BN	PFGF2-BN
	Black	PFGF1-MB	PFGF2-MB
	Brass	PFGF1-BR	PFGF2-BR
	Bronze	PFGF1-BZ	PFGF2-BZ
Pop-Up Floor Box with Tamper-Resistant Receptacle	Brushed Nickel	PFTR1-BN	PFTR2-BN
	Black	PFTR1-MB	PFTR2-MB
	Brass	PFTR1-BR	PFTR2-BR
	Bronze	PFTR1-BZ	PFTR2-BZ



PFUS1-BN



PFTR1-BR

\*Excludes QuickPort® model

Continued on next page

# Traditional Receptacles

15A, 20A | Floor Box Devices | Residential/Commercial




Continued from previous page

## Floor Box Devices

### QuickPort® — Accepts all QuickPort® Connectors

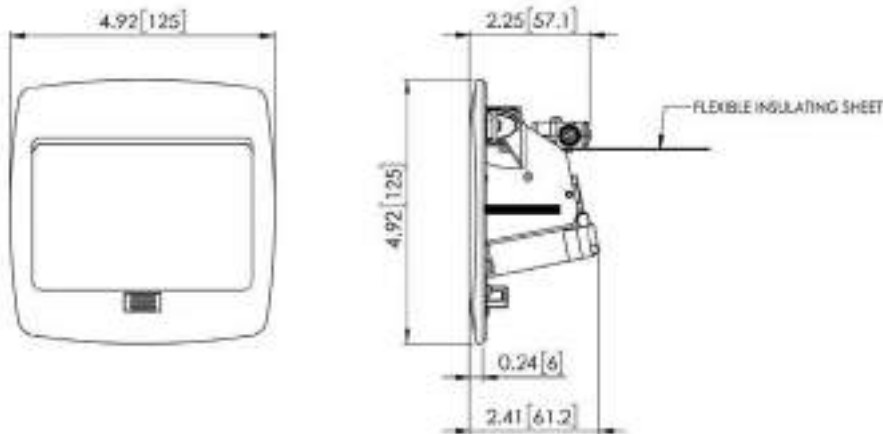
Description	Color	Cat. No.
Pop-Up Floor Box with 3-Port QuickPort®	Brushed Nickel	PFQP3-BN
	Black	PFQP3-MB
	Brass	PFQP3-BR
	Bronze	PFQP3-BZ



PFQP3-BZ

### Dimensions for Floor Box Devices

CASTD-PFxxx



## Floor Box Assemblies

From wood frame construction to concrete pours, Leviton floor boxes offer a full portfolio of products to satisfy the needs of commercial applications. Accommodating data, AV and power connectivity where it's needed most, Leviton provides an all-encompassing solution down to the devices inside the box. The Leviton floor box systems are easy to install and built to last, making them a superior choice for commercial settings.

### Features and Benefits

#### Wood Frame Floor Box

- Complies with NEC 314.27(B)
- All-in-one, ready-to-wire unit provides quick, easy installation
- Plate gasket and O-ring combine to seal out moisture and contaminants
- Thick brass plate and screw cap resist abuse and prevent contaminants from entering device
- Durable thermoplastic receptacle face and body resist breakage
- Brass screw cap threaded to fit flush to plate

#### Concrete Floor Box PVC

- Round non-metallic floor box with a low voltage divider, concrete cover, and conduit reducers
- Protective cover seals box with pre-installed screws leading to better protection against debris
- Bullseye level on protective cover
- Tie-down slots
- Elevation screws included
- Flip-lid cover plates with double hinged design allows doors to open 180°
- Lid locks ensure the doors are flush to the plate and floor

Continued on next page



Continued from previous page

## Floor Box Assemblies

Wood Floor Box Assemblies*					
Rating			15A-125V	20A-125V	Blank
Description	Cover Style	Color	Cat. No.	Cat. No.	Cat. No.
Single, Tamper-Resistant	Rectangle	Brushed Brass	5249-TFB	5349-TFB	—
Single Receptacle Replacement Cap & Gasket (for use with 5249-TFB & 5349-TFB)	—	—	5249-CAP	—	—
1-Gang Duplex	Rectangle	Brushed Brass Nickel Finish	25249-FBA 25249-SBA	25349-FBA —	—
1-Gang Duplex, Tamper-Resistant	Rectangle Rectangle Round Round	Brushed Brass Nickel Finish Brushed Brass Nickel Finish	25249-TFB 25249-TFN 25251-TFB 25251-TFN	25349-TFB 25349-TFN — —	—
1-Gang Decora®, Tamper-Resistant			25251-TDB 25251-TDN	— —	—
2-Gang Duplex, Tamper-Resistant	Rectangle	Brushed Brass Nickel Finish	35249-TFB 35249-TFN	35349-TFB 35349-TFN	—
2-Gang, 1 Duplex & 1 QuickPort® Insert, Tamper-Resistant		Brushed Brass Nickel Finish	35249-TLB 35249-TLN	35349-TLB 35349-TLN	—
Duplex Floorbox Replacement Screw Cap with O-Ring**		Brushed Brass	25249-CAP	—	—
2-Gang, Blank Floor Box Assembly	Round	Brushed Brass Nickel Finish	— —	— —	25251-DB 25251-DN

\*Each item includes a metallic junction box.

\*\*For use with 25249-FBA, 25249-TFB, 25349-FBA, 25349-TFB, 35249-TFB, 35349-TFB, 35249-TLB, and 35349-TLB.



5249-FBA



25251-TFB

## Quickport® Snap-In Jacks And Modules With Brass Floorplate

Description	Color	Cat. No.
Floor Jack Housing with Brass Plate and 6-Conductor Jack, 1 blank	Brass	41650-6
Floor Jack Housing with Brass Plate and Coaxial F-Connector, 1 blank		41650-F
Floor Jack Housing with Brass Plate and two 6-Conductor Jacks		41652-6
Floor Jack Housing with Brass Plate and Coaxial F-Connector, 6-Conductor Jack		41652-6F
Floor Jack Housing only, 1 blank filler provided		41652

## Concrete Floor Box PVC

### A Complete Floor Box System for Concrete Flooring

An ideal solution for commercial spaces including shopping malls, department stores, office buildings, hotel lobbies and meeting spaces. These products are meant to be used with concrete subflooring, with a finishing floor of wood, tile, vinyl, terrazzo, concrete or carpet.

Box System	
Description	Cat. No.
6.25" PVC Box, Conduit Reducers, Protective Cover, Low Voltage Divider	FBBOX-GY
Concrete Floor Box Leveling Ring (required). 6 Port Wago Connector Included on the Ground Lead, Accommodates 2-Gang Configurations	FBLEV-GY



FBBOX-GY

Replacement Parts & Accessories	
Description	Cat. No.
Low Voltage Divider	FBDIV-GY
Conduit Reducers — Power	FBRPW-GY
Conduit Reducers — Data	FBRDT-GY
'Y' conduit adapter	FBYAD-GY

Cover Plate	
Description	Cat. No.
1 Decora® Flip Lid and 1 Data Cap	FBC1F-B, -N, -E
2 Decora® Flip Lids	FBC2F-B, -N, -E
1 Screw Cap and 2 Data Caps	FBC1S-B, -N, -E
2 Screw Caps and 1 Data Cap	FBC1X-B, -N, -E



FBC1F-B

Continued on next page

# Traditional Receptacles

15A, 20A | Floor Box Assemblies | Industrial



Continued from previous page

## Concrete Floor Box PVC

### Accessories for Poke-Through and Concrete Floor Boxes

Description	Cat. No.
2-Port Decora® Recessed Data Strap	FB2DE-I
2-Port Duplex Recessed Data Strap	FB2DU-I



FB2DE

## Concrete Floor Boxes - Stamped Steel, Recessed Metallic Kits

Box System	Cat. No.
Rectangle Deep Floor Box, 1-Gang	FBDR1
Rectangle Deep Floor Box, 2-Gang	FBDR2
Rectangle Deep Floor Box, 3-Gang	FBDR3
Round Deep Floor Box, 1-Gang	FBDC1
Round Deep Floor Box, 2-Gang	FBDC2
Round Deep Floor Box, 3-Gang	FBDC3
Rectangle Shallow Floor Box, 1-Gang	FBHR1
Rectangle Shallow Floor Box, 2-Gang	FBHR2
Rectangle Shallow Floor Box, 3-Gang	FBHR3

Frames	Cat. No.
Brass Frames, 1-Gang	FBRM1
Brass Frames, 2-Gang	FBRM2
Brass Frames, 3-Gang	FBRM3

Only needed for Rectangle Floor Boxes

Covers	Cat. No.
Rectangle Flip Lid 1 Door Duplex	FBCR1
Round Flip Lid 1 Door Duplex	FBCR2
Rectangle Flip Lid 1 Door Decora®	FBCR3
Round Flip Lid 1 Door Decora®	FBCR4



FBDR1



FBID1

### Concrete Floor Boxes — Recessed Metallic Kits

Description	Cat. No.
4" Round Recessed Opening, 6" Height, Includes Leviton 16342-GY 20 Amp Decora Plus™ Receptacle, Industrial Grade, Self-Grounding	FBID1
4" Round Recessed Opening, 6" Height, Includes 2 NEMA 5-20R Power Outlets and 4 Data Ports	FBI24
4" Round Recessed Opening, 6" Height, Includes 4 NEMA 5-20R Power Outlets and 4 Data Ports	FBI44

## Poke-Through Floor Boxes — For Floors Above Ground Level

Ideal for multi-dwelling units (MDUs), apartment complexes, office buildings, fitness centers, and more. These products are meant to be used with concrete sub-flooring, with finishes of wood, tile, vinyl, terrazzo, carpet or concrete.

### Features and Benefits

- Self-leveling; two-piece construction levels device up to 4-degrees
- Adjustable anchoring clips ease installations and removals
- Accommodates both power and data
- Backed by an industry-leading 5-year limited warranty

### Poke-Through Floor Boxes

Device	Color	Cat. No.
5" Poke-Through Device	—	PT500
Covers		
Description	Color	Cat. No.
Pre-Wired Door-in-Door Floor Cover	-B, -N, -E, -GY*	PT544-2
2-Gang Decora® Door-in-Door Floor Cover		PT526-
2-Gang Decora® Flip Lid Floor Cover		PTC2F-
2-Gang Duplex Flip Lid Floor Cover		PTC2X-
Furniture Feed Floor Cover		PT5FF-
Abandonment Floor Plate		PT5AB-

\*To order colors, add suffix to Cat. No.: -Brass (-B), -Nickel (-N), -Black (-E), -Gray (-GY)



Poke-Through Floor Box



Straight Blade Devices

## Dual Voltage

Commercial Grade, Back and Side Wired, 3-Pole, 4-Wire 			
<b>Rating</b>		20A-125V/250V	
NEMA			
		14-20R	
Description	Color	Cat. No.	
Single	Black	8410	
Commercial Grade, Dual Voltage Side Wired, Self-Grounding  			
<b>Rating</b>		15A-125V/15A-250V	20A-125V/20A-250V
NEMA		 	 
		5-15R 6-15R	5-20R 6-20R
Description	Color	Cat. No.	Cat. No.
Duplex	White	5031-W	—
	Ivory	5031-I	5842-I
	Brown	5031	5842
Commercial Grade, Dual Voltage Back and Side Wired, Self-Grounding  			
<b>Rating</b>		20A-125V/20A-250V	
NEMA		 	
		5-20R 6-20R	
Description	Color	Cat. No.	
Duplex	Ivory	5844-I	
	Brown	5844	
Decora® Commercial Grade, Dual Voltage Heavy-Duty Back and Side Wired, Self-Grounding  			
<b>Rating</b>		15A-125V/15A-250V	
NEMA		 	
		5-15R 6-15R	
Description	Color	Cat. No.	
Duplex, Dual Voltage	White	16292-W	
	Ivory	16292-I	
Industrial Grade, Dual Voltage Heavy-Duty Back and Side Wired  			
<b>Rating</b>		15A-125V/15A-250V	
NEMA		 	
		5-15R 6-15R	
Description	Color	Cat. No.	
Heavy-Duty, Spec	Ivory	5292-I	
Grade Duplex	Brown	5292	



5031-W



5292-I




5844-I



## Lever Edge™ — The Future of Wiring.

Classic Decora®. Faster and Easier to Install.

C  
Straight Blade Devices



Push




Click



Done

Leviton's Lever Edge™ wiring devices provide the classic appearance and superior performance of Decora® devices in a new, easier-to-install, safer design. The line consists of Single Pole and 3-Way Switches and a Tamper-Resistant 15-amp Duplex Receptacle. Innovative installation features such as color-coded lever terminals (including the ground terminal) for faster, efficient wiring, a larger strap with a unique tongue and groove alignment feature for quicker trim out on multi-gang installations, and no exposed metal parts for safety, make Lever Edge™ ideal for new home construction and MDU projects as well as retrofit applications.

Installers using Lever Edge™ will experience an installation process as unique as it is practical. The color-coded levers provide the foundation for quick installation by helping to rapidly identify the correct terminal for wiring, including a first of its kind lever terminal for the ground wire. The lever termination feature assures a positive connection has been made. This patent pending design also has a snap feature with an audible “click” so installers can be confident with every termination.



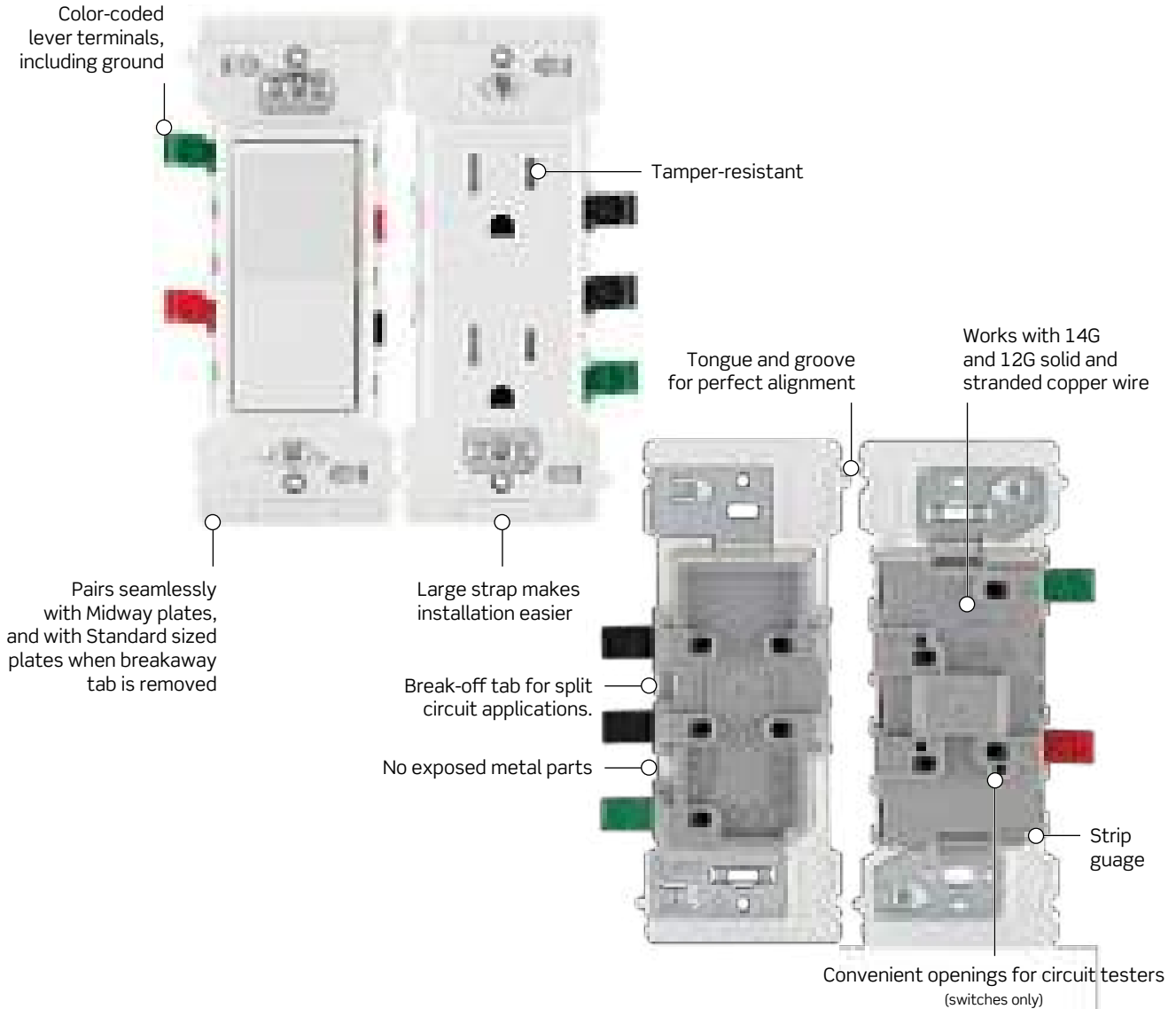
E5603

E5325

Continued on next page

Continued from previous page

Lever Edge™



**Features and Benefits**


- Patent pending color-coded lever terminals for fast, efficient wiring; reduces risk of miswiring
- Lever doors have snap feature to assure connection has been made; audible click confirms lever door is closed
- Only Residential device on the market with a quick termination ground wire
- No exposed metal parts for enhanced safety; eliminates need for electrical tape
- Lever connectors work with 14 gauge and 12 gauge stranded and solid copper wire
- Wire openings prevent wire insulation from being inserted into the terminals
- One standard strip gauge for all devices
- Strap's unique tongue and groove alignment offers quicker trim out on multi-gang installations
- Strap works with any sized wallplate
- Devices coordinate seamlessly with other Decora devices
- Can be used with Decora wallplates and Decora Plus™ screwless wallplates
- Receptacle allows for split circuit applications
- Test openings on switches for circuit testers

Continued on next page

Continued from previous page


### Lever Edge™

#### Wiring is as Easy as ...



#### Push

Faster and easier to wire



#### Click

Audible 'click' confirms secure connection



#### Done

Terminate with confidence

#### State-of-the-Art Functionality



Color-coded lever terminals, including ground



Lever connectors work with 14 gauge and 12 gauge stranded and solid copper wire




No exposed metal parts for safer installations



Strap's unique tongue and groove alignment feature offers quicker trim out on multi-gang installations



Large strap makes installations easier



Longer and wider strap is compatible with Midway wallplates, and with Standard sized wallplates when breakaway tab is removed

Continued on next page

Continued from previous page

**Lever Edge™**


Single, 3-Way and 15A Duplex Receptacle			
Description	Color	Rating	Cat. No.
Single Pole Switch	White	15A 120/277V	E5601
3-Way Switch			E5603
15A Tamper-Resistant Duplex Receptacle		15A, 125V	E5325



E5601



E5603



E5325

**Classic Decora® —**  
**Front Face Switch and Receptacle**  
Sample with screwless wallplate



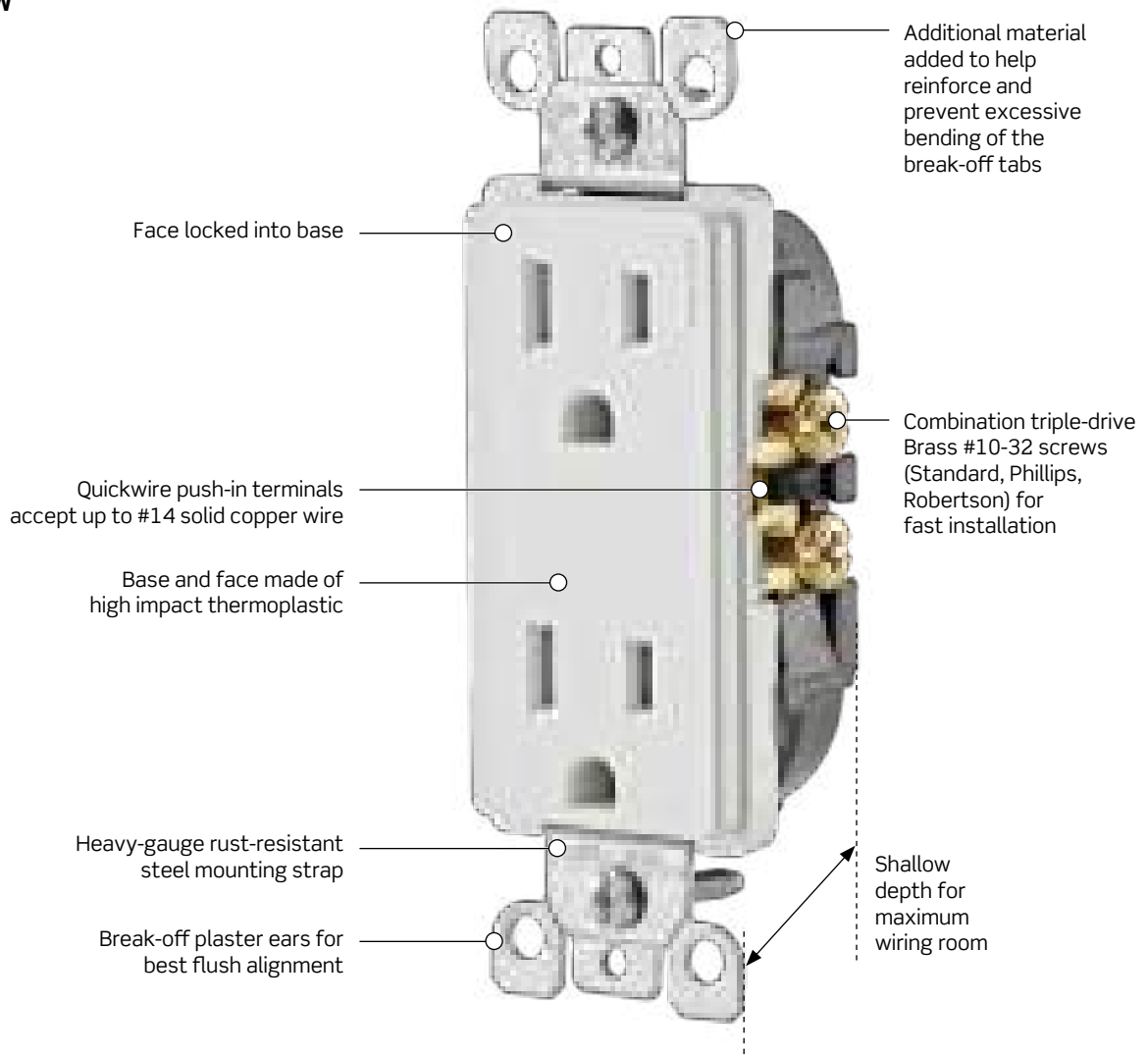
**Faster and Easier to Install —**  
**Back Side Switch and Receptacle**  
Fully wired



## Decora® Receptacles

Leviton's comprehensive Decora® receptacle portfolio includes devices rated for all types of applications in a variety of standard configurations and colors.

### T5325-W



**Color Choices** Decora® straight blade devices are offered in a wide range of colors. To order colors, add suffix to Cat. No.





## Residential Grade Decora® Receptacles

### Features and Benefits

#### Decora® Quickwire and Side Wired Receptacles

- Terminal screws accept up to #12 AWG copper or copper-clad wire
- Quickwire push-in terminals accept #14 AWG solid copper wire only
- Double-wipe power contacts for reliable conductivity and plug retention
- Heavy-gauge zinc-plated steel mounting strap
- Limited 2-year warranty

#### Weather-Resistant

- UV stabilized thermoplastic construction and extra corrosion protection to withstand the rigors of exposure to the elements

#### Tamper-Resistant Receptacles

- Additional material added to strap to help reinforce and prevent excessive bending of the break-off tabs
- Shutter mechanism inside the receptacle blocks access to the contacts unless a two-prong plug is inserted, helping ensure hairpins, keys, etc., will be locked out
- TR symbol on strap assures they meet the latest NEC requirements
- Ultrasonic welding, heavy-duty construction offers long, trouble-free service life

#### 20A

- Terminal screw accepts up to #10 AWG Copper
- Side wired only

### Quickwire and Side Wired

Rating	15A-125V		20A-125V	
NEMA				
	5-15R		5-20R	
Description	Color	Cat. No.	Cat. No.	
Duplex	White	5325-W	—	
	Ivory	5325-I	—	
	Light Almond	5325-T	—	
	Gray	5325-GY	—	
	Black	5325-E	—	
	Brown	5325	—	
Duplex, Weather-Resistant, Tamper-Resistant	White	W5325-W	—	
Duplex, Self-Grounding*	White	5325-SW	—	
	Ivory	5325-SI	—	
	Light Almond	5325-ST	—	
	Black	5325-SE	—	
	Brown	5325-S	—	
Duplex, Tamper-Resistant	White	T5325-W	—	
	Ivory	T5325-I	—	
	Light Almond	T5325-T	—	
	Gray	T5325-GY	—	
	Black	T5325-E	—	
	Brown	T5325	—	
Duplex, Tamper-Resistant, Self-Grounding*	White	T5325-SW	—	
	Ivory	T5325-SI	—	
	Light Almond	T5325-ST	—	
Duplex Tamper-Resistant, Self-Grounding*, No Quickwire	White	—	T5825-W	
	Ivory	—	T5825-I	
	Light Almond	—	T5825-T	
	Gray	—	T5825-GY	
	Black	—	T5825-E	
	Brown	—	T5825	

\*Self-grounding when installed in a properly grounded metal wallbox



5325-W



T5325-W



T5825-W

## Commercial Grade Decora Plus™ Receptacles

### Features and Benefits

- Back wire and side wire terminal options
- Heavy-gauge locked-in wraparound strap
- Brass staked on self-grounding clip
- Impact-resistant thermoplastic construction
- Back wire terminals accept up to #10 AWG copper or copper-clad wire, solid or stranded
- Heavy-duty triple-wipe brass contacts for long service life
- Limited 10-year warranty

### Back and Side Wired/Wired Leads

Rating	15A-125V	15A-250V	20A-125V	20A-250V	
NEMA					
	5-15R	6-15R	5-20R	6-20R	
Description	Color	Cat. No.	Cat. No.	Cat. No.	Cat. No.
Duplex, Smooth Face	White	—	16662-W	—	16462-W
	Ivory	—	16662-I	—	16462-I
	Black	—	—	—	16462-E
Duplex, Pre-Wired Leads (Hot and Neutral Only)	White	—	—	16352-CW	—
	Ivory	—	—	16352-CI	—
	Gray	—	—	16352-CGY	—
Duplex, with 6" Wire Leads	White	16252-LW	—	16352-LW	—
	Ivory	16252-LI	—	16352-LI	—
	Gray	16252-LGY	—	16352-LGY	—
	Black	16252-LE	—	16352-LE	—
	Brown	16252-LO	—	—	—
Single, Smooth Face	White	16251-W	16651-W	16351-W	16451-W
	Ivory	16251-I	16651-I	16351-I	16451-I
	Brown	16251	—	16351	—
Single, Tamper-Resistant	White	—	—	16351-SGW	—



16251



16351-SGW



DR15S-GW



5835-W

### Universal (Europlug) Back and Side Wired, Self-Grounding

Rating	15A-125/250V	
NEMA		
	5-15R 1-15R	
Description	Color	Cat. No.
Straight Blade and Europlug Duplex Receptacle	White	5835-W
	Ivory	5835-I
	Light Almond	5835-T
	Black	5835-E

### Side Wired, Self-Grounding

Description	Color	Cat. No.	Cat. No.	Cat. No.	Cat. No.
Single	White	16241-W	16641-W	16341-W	16441-W
	Ivory	16241-I	16641-I	16341-I	16441-I
	Light Almond	—	—	16341-T	16441-T
	Gray	—	—	16341-GY	—
	Black	—	—	16341-E	—
	Brown	—	—	16341	—
	Duplex, Tamper-Resistant	White	DR15S-GW	—	—
Ivory		DR15S-GI	—	—	—
Light Almond		DR15S-GT	—	—	—
Gray		DR15S-GGY	—	—	—
Black		DR15S-GE	—	—	—
Brown		DR15S-G	—	—	—

## Industrial Grade Decora Plus™ Heavy-Duty Receptacles

Leviton's line of heavy-duty industrial grade receptacles are available with a number of wiring options and features. The beauty, durability and versatility of Decora® devices and surge suppression receptacles are perfect for a variety of industrial applications.

### Features and Benefits

- Engineered for fine appearance and top performance in demanding commercial and institutional applications using a durable, thermoplastic face and impact-resistant construction
- Shallow design for maximum wiring room in wallbox
- Back and side terminal wiring options for ease of installation
- Heavy-gauge zinc-plated steel locked-in wrap around strap
- Heavy-duty triple-wipe brass contacts for long service life
- Exclusive V-shaped, serrated back wiring clamps for superior contact and conductivity
- Available in an array of colors to coordinate with any interior


### Decora Plus™ Back and Side Wired/Wire Lead Receptacles

- Brass staked on self-grounding clip
- Back and side wiring terminals permit fast installation of up to #10 solid or stranded conductors
- Triple-wipe copper alloy contacts ensure maximum conductivity
- Backed by a limited 10-year warranty

### Back and Side Wired, Self-Grounding



Rating		15A-125V	15A-250V	20A-125V	20A-250V
NEMA					
		5-15R	6-15R	5-20R	6-20R
Description	Color	Cat. No.	Cat. No.	Cat. No.	Cat. No.
Heavy-Duty, Duplex	White	16252-W	—	16352-W	—
	Ivory	16252-I	—	16352-I	—
	Light Almond	16252-T	—	16352-T	—
	Gray	16252-GY	—	16352-GY	—
	Black	16252-E	—	16352-E	—
	Brown	16252	—	16352	—
	Red	16252-R	—	16352-R	—
	Blue	16252-BU	—	16352-BU	—
Heavy-Duty, Duplex, Tamper-Resistant	White	TDR15-W	—	TDR20-W	—
	Ivory	TDR15-I	—	TDR20-I	—
	Light Almond	TDR15-T	—	TDR20-T	—
	Gray	TDR15-GY	—	TDR20-GY	—
	Black	TDR15-E	—	TDR20-E	—
	Brown	TDR15	—	TDR20	—
	Red	TDR15-R	—	—	—
	Blue	TDR15-BU	—	—	—



TDR15-I



16262-W

### Back and Side Wired, Self-Grounding



Heavy-Duty, Duplex, Non Fed-Spec Rated	White	—	—	16362-W	—
	Ivory	16262-I	—	16362-I	—
	Light Almond	—	—	—	—
	Gray	16262-GY	—	16362-GY	—
	Black	16262-E	—	16362-E	—
	Brown	16262	—	16362	—
Duplex, DIN Rail-Mount	Gray	16252-DIN	—	—	—

Continued on next page

# Decora® Receptacles

15A, 20A | Decora Plus™ | Industrial



Continued from previous page

## Industrial Grade Decora Plus™ Heavy-Duty Receptacles

Straight Blade Devices

Back and Side Wired, Self-Grounding 					
Rating		15A-125V	15A-250V	20A-125V	20A-250V
NEMA					
		5-15R	6-15R	5-20R	6-20R
Description	Color	Cat. No.	Cat. No.	Cat. No.	Cat. No.
Heavy-Duty, Duplex, Weather-Resistant	White	WDR15-W	—	WDR20-W	—
	Ivory	WDR15-I	—	WDR20-I	—
	Gray	WDR15-GY	—	WDR20-GY	—
	Black	WDR15-E	—	WDR20-E	—
	Brown	WDR15	—	WDR20	—
Heavy-Duty, Duplex, Weather/Tamper-Resistant	White	WTD15-W	—	WTD20-W	—
	Ivory	—	—	—	—
	Gray	WTD15-GY	—	WTD20-GY	—
	Black	WTD15-E	—	WTD20-E	—
	Brown	—	—	—	—

Side Wired, Self-Grounding 					
Rating		15A-125V	15A-250V	20A-125V	20A-250V
NEMA					
		5-15R	6-15R	5-20R	6-20R
Description	Color	Cat. No.	Cat. No.	Cat. No.	Cat. No.
Heavy-Duty, Duplex	White	16242-W	—	16342-W	—
	Ivory	16242-I	—	16342-I	—
	Light Almond	—	—	16342-T	—
	Gray	—	—	16342-GY	—
	Black	16242-E	—	16342-E	—
	Brown	16242	—	16342	—


  

Isolated Ground, Back and Side Wired 					
Rating		15A-125V	15A-250V	20A-125V	20A-250V
NEMA					
		5-15R	6-15R	5-20R	6-20R
Description	Color	Cat. No.	Cat. No.	Cat. No.	Cat. No.
Heavy-Duty, Duplex, Isolated Ground	White	16262-WIG	—	16362-WIG	—
	Ivory	16262-IIG	—	16362-IIG	—
	Light Almond	16262-TIG	—	16362-TIG	—
	Gray	16262-GIG	—	16362-GIG	—
	Black	16262-EIG	—	16362-EIG	—
	Brown	16262-BIG	—	16362-BIG	—
	Red	16262-RIG	—	16362-RIG	—
	Orange	16262-OIG	—	16362-OIG	—
Heavy-Duty, Duplex, Isolated Ground/Tamper-Resistant	White	T1626-IGW	—	T1636-IGW	—
	Ivory	T1626-IGI	—	T1636-IGI	—
	Gray	T1626-IGG	—	T1636-IGG	—
	Brown	T1626-IGB	—	T1636-IGB	—
	Orange	T1626-IG	—	T1636-IG	—



## Commercial Grade Decora® Receptacles

### Controlled Receptacle Marking {To comply with 2014 NEC Article 406.3(E)}

To meet the requirements for identifying receptacles that will be automatically de-energized as part of an overall plug load control program, the 2014 National Electrical Code requires all 15A & 20A, 125V receptacles that are automatically controlled to be marked with a specific symbol .

### Imprinted Receptacles





For new construction and renovation applications, custom imprinting directly on the receptacle is available for our most popular specification grade receptacles. Available in back and side wired and side wired standard, tamper-resistant and Decora® configurations.



16352-1PR



Straight Blade Devices

Heavy-Duty Spec Grade Back and Side Wired, Duplex   FED SPEC			
Rating	15A-125V		20A-125V
NEMA			
	5-15R		5-20R
Description	Color	Cat. No.	Cat. No.
2 Plugs Controlled** Markings	White	16252-2PW	16352-2PW
	Ivory	16252-2PI	16352-2PI
	Light Almond	16252-2PT	16352-2PT
	Gray	16252-2PG	16352-2PG
	Black	16252-2PE	16352-2PE
	Brown	16252-2P	16352-2P
	Red	16252-2PR	16352-2PR
	Blue	16252-2PB	16352-2PB
1 Plug Controlled* Markings	White	16252-1PW	16352-1PW
	Ivory	16252-1PI	16352-1PI
	Light Almond	16252-1PT	16352-1PT
	Gray	16252-1PG	16352-1PG
	Black	16252-1PE	16352-1PE
	Brown	16252-1P	16352-1P
	Red	16252-1PR	16352-1PR
	Blue	16252-1PB	16352-1PB

\*1 Controlled = split-circuit - break-off tab removed on 'hot' terminal; control marking on 1 outlet.

\*\*2 Controlled = no break-off tabs removed; control marking for both outlets





### Wallplates

Find the right wallplate for any application. **See section S for Wallplates & Weather-Resistant Covers.**

## Industrial Specification Grade Decora® Receptacles

Controlled Receptacle Marking {To comply with 2014 NEC Article 406.3(E)}

Spec Grade, Tamper-Resistant Back and Side Wired Ⓢ			
Rating		15A-125V	20A-125V
NEMA			
		5-15R	5-20R
Description	Color	Cat. No.	Cat. No.
2 Plugs Controlled** Markings	White	TDR15-S2W	TDR20-S2W
	Ivory	TDR15-S2I	TDR20-S2I
	Light Almond	TDR15-S2T	TDR20-S2T
	Gray	TDR15-S2G	TDR20-S2G
	Black	TDR15-S2E	TDR20-S2E
	Brown	TDR15-S2	TDR20-S2
1 Plug Controlled* Markings	White	TDR15-S1W	TDR20-S1W
	Ivory	TDR15-S1I	TDR20-S1I
	Light Almond	TDR15-S1T	TDR20-S1T
	Gray	TDR15-S1G	TDR20-S1G
	Black	TDR15-S1E	TDR20-S1E
	Brown	TDR15-S1	TDR20-S1



TDR20-S1

\*1 Controlled = split-circuit - break-off tab removed on 'hot' terminal; control marking on 1 outlet.  
 \*\*2 Controlled = no break-off tabs removed; control marking for both outlets



### Wallplates

Find the right wallplate for any application. **See section 5 for Wallplates & Weather-Resistant Covers.**

## Hospital Grade Decora Plus™ Heavy-Duty Receptacles

### Features and Benefits

- Durable thermoplastic face in an array of contemporary colors
- Receptacles have a locked-in mounting strap with a self-grounding clip riveted to the strap
- Hospital grade tamper-resistant receptacles include a unique shutter mechanism that opens easily for the insertion of 2 or 3-prong plugs while preventing entry by other small objects into either outlet slot
- Hospital grade isolated ground receptacles (identified by an orange face or triangle on the face) protect sensitive electronic equipment and eliminate electromagnetic interference by providing a separate path to ground
- Power Indication™ meets UL 498 Hospital Grade identification requirements
- Backed by a limited 10-year warranty

### Back and Side Wired



Rating		15A-125V	15A-250V	20A-125V	20A-250V
NEMA					
		5-15R	6-15R	5-20R	6-20R
Description	Color	Cat. No.	Cat. No.	Cat. No.	Cat. No.
Heavy-Duty, Duplex, Isolated Ground	White	D8200-IGW	—	D8300-IGW	—
	Ivory	D8200-IGI	—	D8300-IGI	—
	Light Almond	D8200-IGT	—	D8300-IGT	—
	Gray	D8200-IGG	—	D8300-IGG	—
	Black	D8200-IGE	—	D8300-IGE	—
	Brown	D8200-IGB	—	D8300-IGB	—
	Red	D8200-IGR	—	D8300-IGR	—
	Orange	D8200-IG	—	D8300-IG	—
Heavy-Duty, Duplex, Isolated Ground/ Tamper-Resistant	White	DT820-IGW	—	DT830-IGW	—
	Ivory	DT820-IGI	—	DT830-IGI	—
	Gray	DT820-IGG	—	DT830-IGG	—
	Brown	DT820-IGB	—	DT830-IGB	—
	Red	DT820-IGR	—	DT830-IGR	—
	Orange	DT820-IG	—	DT830-IG	—
Heavy-Duty, Type A-C USB Charger/Receptacle, Tamper-Resistant	White	T5633-HGW	—	T5833-HGW	—
	Ivory	T5633-HGI	—	T5833-HGI	—
	Light Almond	T5633-HGT	—	T5833-HGT	—
	Gray	T5633-HGG	—	T5833-HGG	—
	Brown	T5633-HG	—	T5833-HG	—
	Red	T5633-HGR	—	T5833-HGR	—



D8300-IGR



DT820-IGW

### SPOTLIGHT

#### Leviton ASHRAE Standard 90.1 2010 and California Title 24 Online Design Guides

Take advantage of Leviton's ASHRAE 90.1 2010 and California Title 24 Design Guides on your laptop or mobile device. These comprehensive online guides are searchable by recommended Leviton solution, code article or application. To register or download the Leviton ASHRAE 90.1 and California Title 24 mobile apps go to [ashrae.leviton.com](http://ashrae.leviton.com) or [title24.leviton.com](http://title24.leviton.com).



## Hospital Grade Decora Plus™ Extra Heavy-Duty Receptacles

### Back and Side Wired

Rating	15A-125V		20A-125V	
NEMA				
	5-15R		5-20R	
Description	Color	Cat. No.	Cat. No.	Cat. No.
Extra Heavy-Duty, Duplex, non-Fed Spec Rated	White	16262-HGW	16362-HGW	16362-HGW
	Ivory	16262-HGI	16362-HGI	16362-HGI
	Light Almond	—	16362-HGT	16362-HGT
	Gray	16262-HGG	16362-HGG	16362-HGG
	Red	16262-HGR	16362-HGR	16362-HGR
Extra Heavy-Duty, Duplex, Tamper-Resistant, non-Fed Spec Rated	White	16262-SGW	16362-SGW	16362-SGW
	Ivory	16262-SGI	16362-SGI	16362-SGI
	Light Almond	16262-SGT	16362-SGT	16362-SGT
	Gray	—	16362-SGG	16362-SGG
	Red	16262-SGR	16362-SGR	16362-SGR
Extra Heavy-Duty, Duplex, Power Indication™, non-Fed Spec Rated	White	16262-PLW	16362-PLW	16362-PLW
	Ivory	16262-PLI	16362-PLI	16362-PLI
	Red	16262-PLR	16362-PLR	16362-PLR



16262-HGI



16262-SGW



16262-PLR



## Lev-Lok® Modular Wiring Device System

The revolutionary Lev-Lok® Modular Wiring Device System consists of a wiring module (locking connector with leads) and a rugged wiring device (receptacle or switch) with solid brass locking connection pins. By placing the wiring module over the device's locking pins and twisting clockwise, the connection is secured. Leviton's modular devices address the reliability and performance concerns of specification engineers without sacrificing contractors' needs for fast, easy installation.

### Features and Benefits

- Devices constructed with impact-resistant thermoplastic nylon cover and body
- Four corner latches securely fasten the device's face to the body
- Solid brass locking pins for strong, secure connection between device and wiring module
- Wiring module locks and latches to the device
- Wiring module ships with protective cover, preventing debris from entering contacts until device is attached
- Modules have factory-installed circuit ID label. Electricians can save a step by labeling device locations during rough-in
- Receptacles offered in commercial, industrial and hospital grades; in both conventional and tamper-resistant configurations
- Backed by a limited 10-year warranty

### Simple...

**Designed with the busy contractor in mind.**

Wiring modules arrive equipped with a protective cover and a circuit ID label. The protective cover keeps the Lev-Lok® module's contacts debris-free until the receptacle is installed. Use the wiring module's circuit ID label and make walkthrough troubleshooting faster and easier.



Wiring module with protective cover

### Easy...

**Connect and twist to lock.**

In two steps, the receptacle is securely attached to the module. Place the module over the receptacle's connection pins and twist clockwise to lock. The locking design allows only one module orientation. Replacement is just as easy. Reverse the two steps. Turn module counter clockwise to unlock and remove.



Place wiring module over connection pins

### Secure...


**Lock and latch system.**

Leviton's unique connection system locks and latches the Lev-Lok® wiring module to the receptacle providing double the security without adding assembly steps.



Wiring module locked and latched

**Color Choices** Lev-Lok® devices are offered in a wide range of colors. To order colors, add suffix to Cat. No.




## Lev-Lok® Wiring Modules

### Features and Benefits

- Modules are constructed of an impact resistant polycarbonate
- #12 AWG THHN wire leads, 6" length, either solid or stranded wire
- Available with 4-port pushwire connector for even faster installation
- Wiring module locks and latches to the device body providing double the connection security
- Wiring modules are shipped with protective cover and factory-installed circuit ID label
- Backed by a limited 10-year warranty

Wiring modules include factory-installed circuit ID label so that electricians can save a step by labeling device locations during rough-in



### Lev-Lok® Wiring Modules

Device Type	Description	Color	Cat. No.
Receptacles	Stranded Wire Leads	White	MSTWL-A
	Stranded Wire Leads (for emergency circuits)	Red	MSTWL-R
	Stranded Wire Leads with 4-port push wire connectors	White	MSTWL-WST
	Solid Wire Leads	White	MSTWL-SDA
	Solid Wire Leads with 4-port push wire connectors	White	MSTWL-WSD
IG Receptacles	Stranded Wire Leads	Orange	MSTWL-IG
	Stranded Wire Leads with 4-port push wire connectors	Orange	MSTWL-WIG
	Solid Wire Leads	Orange	MSTWL-SIG
	Stranded XHHW-2 Wire for Low Leakage Circuits*	White	MSTWL-XA**
	Stranded XHHW-2 Wire for Low Leakage Circuits	White	MSTWL-XI**
Switches	Stranded Wire Leads	Yellow	MSPSW-ST
	Solid Wire Leads	Yellow	MSPSW-SD

\*With orange, brown and green wires.


\*\*Add suffix of 0 for 6", 1 for 12", 2 for 24" or 3 for 36" long leads; please allow 4 to 6 weeks for delivery

**Lev-Lok® Heavy-Duty Specification Grade Modular Receptacles**

**Features and Benefits**

- Constructed with impact-resistant thermoplastic nylon cover and body
- Four corner latches securely fasten the receptacle's face to the body
- Large triple-wipe, brass "T" line contacts for superior contact and conductivity
- #12 AWG THHN wire leads, 6" length on MSTWL series wiring modules
- Galvanized steel, wrap around mounting strap with riveted ground contacts
- Grounding clip permanently secured to strap for easy, simple, and secure installation
- Wiring module locks and latches to the receptacle body providing double the connection security
- Receptacle to be installed only with Leviton MSTWL series wiring modules
- MSTWL wiring module shipped separately with protective label and factory-installed circuit ID label
- Backed by a limited 10-year warranty

**M5362-SW**



*Continued on next page*

# Lev-Lok® Modular Receptacles










15A, 20A | Commercial



Continued from previous page

## Lev-Lok® Heavy-Duty Specification Grade Modular Receptacles

Straight Blade Devices

2-Pole, 3-Wire Grounding 				
Rating		15A-125V	20A-125V	
NEMA				
		5-15R	5-20R	
Description	Color	Cat. No.	Cat. No.	
Heavy-Duty, Duplex	White	M5262-SW	M5362-SW*	
	Ivory	M5262-SI	M5362-SI	
	Light Almond	M5262-ST	M5362-ST	
	Gray	M5262-GYS	M5362-GYS	
	Black	M5262-SE	M5362-SE	
	Brown	M5262-S	M5362-S	
	Red	M5262-SR	M5362-SR	
	Blue	M5262-SB	M5362-SB	
Heavy-Duty, Duplex, Tamper-Resistant	White	MT562-SW	MT563-SW**	
	Ivory	MT562-SI	MT563-SI	
	Light Almond	MT562-ST	MT563-ST	
	Gray	MT562-SGY	MT563-SGY	
	Black	MT562-SE	MT563-SE	
	Brown	MT562-S	MT563-S	
	Red	MT562-SR	MT563-SR	
	Blue	MT562-SB	MT563-SB	
Heavy-Duty, Duplex, Split-Circuit	White	M5262-SCW	M5362-SCW	
	Ivory	M5262-SCI	M5362-SCI	
	Light Almond	M5262-SCT	M5362-SCT	
	Gray	M5262-SCG	M5362-SCG	
	Black	M5262-SCE	M5362-SCE	
	Brown	M5262-SC	M5362-SC	
	Red	M5262-SCR	M5362-SCR	
	Blue	M5262-SCB	M5362-SCB	
Heavy-Duty, Duplex, Tamper-Resistant, Split-Circuit	White	MT562-SCW	MT563-SCW	
	Ivory	MT562-SCI	MT563-SCI	
	Light Almond	MT562-SCT	MT563-SCT	
	Gray	MT562-SCG	MT563-SCG	
	Black	MT562-SCE	MT563-SCE	
	Brown	MT562-SC	MT563-SC	
	Red	MT562-SCR	MT563-SCR	
	Blue	MT562-SCB	MT563-SCB	
Heavy-Duty, Duplex, Isolated Ground, Tamper-Resistant	White	MT562-IGW	MT563-IGW	
	Ivory	MT562-IGI	MT563-IGI	
	Light Almond	MT562-IGT	MT563-IGT	
	Gray	MT562-IGG	MT563-IGG	
	Black	MT562-IGE	MT563-IGE	
	Red	MT562-IGR	MT563-IGR	
	Orange	MT562-IG	MT563-IG	
Heavy-Duty, Duplex, Isolated Ground	White	M5262-IGW	M5362-IGW	
	Ivory	M5262-IGI	M5362-IGI	
	Light Almond	M5262-IGT	M5362-IGT	
	Gray	M5262-IGG	M5362-IGG	
	Black	M5262-IGE	M5362-IGE	
	Red	M5262-IGR	M5362-IGR	
	Orange	M5262-IG	M5362-IG	

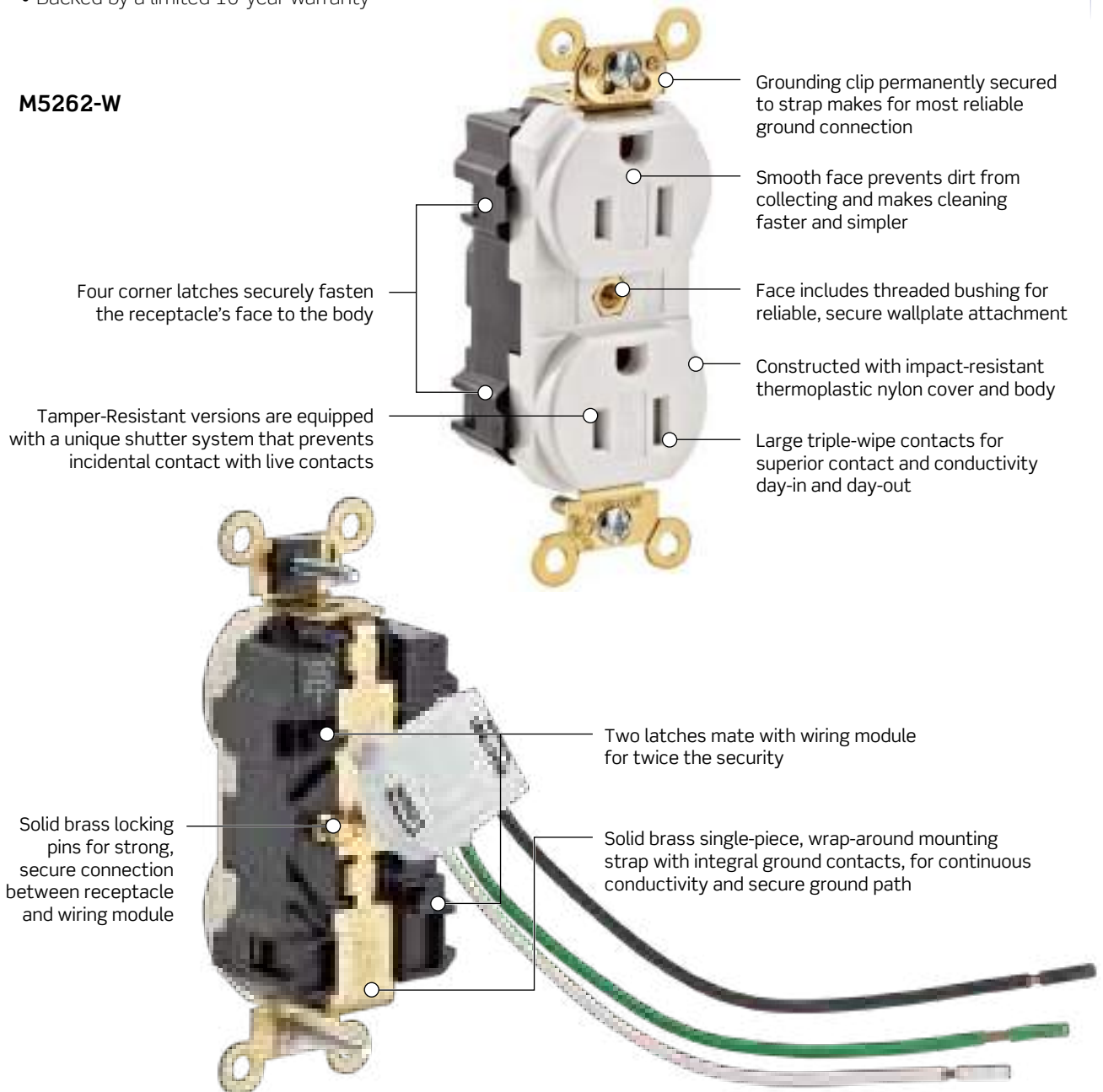
\*Available in 50 piece Bulk Pack, Cat. No. M5362-BSW.  
 \*\*Available in 50 piece Bulk Pack, Cat. No. MT563-BSW

## Lev-Lok® Extra Heavy-Duty Specification Grade Modular Receptacles

### Features and Benefits

- Constructed with impact-resistant thermoplastic nylon cover and body
- Four corner latches securely fasten the receptacle's face to the body
- Large triple-wipe, brass "T" line contacts for superior contact and conductivity
- #12 AWG THHN wire leads, 6" length on MSTWL series wiring modules
- Grounding clip permanently secured to strap for easy, simple, and secure installation
- Receptacle face includes threaded brass bushing for reliable, secure wallplate attachment
- Wiring module latches on then locks to the receptacle body providing double the connection security
- Receptacle to be installed only with Leviton MSTWL series wiring modules
- MSTWL wiring module shipped separately with protective cover and factory-installed circuit ID label
- Backed by a limited 10-year warranty

### M5262-W



# Lev-Lok® Modular Receptacles

15A, 20A | Industrial



## Lev-Lok® Extra Heavy-Duty Specification Grade Modular Receptacles

C  
Straight Blade Devices

2-Pole, 3-Wire Grounding 			
Rating	15A-125V		20A-125V
NEMA			
	5-15R		5-20R
Description	Color	Cat. No.	Cat. No.
Extra Heavy-Duty, Duplex, Tamper-Resistant	White	M5262-SGW	M5362-SGW
	Ivory	M5262-SGI	M5362-SGI
	Light Almond	M5262-SGT	M5362-SGT
	Gray	M5262-SGG	M5362-SGG
	Black	M5262-SGE	M5362-SGE
	Brown	M5262-SG	M5362-SG
	Red	M5262-SGR	M5362-SGR
	Blue	M5262-SGB	M5362-SGB
Extra Heavy-Duty, Duplex, Brass Strap	White	M5262-W	M5362-W
	Ivory	M5262-I	M5362-I
	Light Almond	M5262-T	M5362-T
	Gray	M5262-GY	M5362-GY
	Black	M5262-E	M5362-E
	Brown	M5262	M5362
	Red	M5262-R	M5362-R
	Blue	M5262-B	M5362-B



M5262-I with MSTWL-A

### SPOTLIGHT


#### lev-lok®

The revolutionary line of Lev-Lok® Modular Wiring Device System from Leviton speeds the installation of wiring devices from start to finish. At the rough-in stage, there is no need to make and install pigtails: simply install the Lev-Lok® wiring module. When you're ready to install the wiring devices, simply connect the wiring module to the device, tighten the mounting screws and you're done. To have a Lev-Lok® specialist contact you visit us online at [www.leviton.com/levlok](http://www.leviton.com/levlok).



## Controlled Receptacle Marking

{To comply with 2014 NEC Article 406.3(E)}

To meet the requirements for identifying receptacles that will be automatically de-energized as part of an overall plug load control program, the 2014 National Electrical Code requires all 15A & 20A, 125V receptacles that are automatically controlled to be marked with a specific symbol .

## Imprinted Receptacles

For new construction and renovation applications, custom imprinting directly on the receptacle is available for our most popular specification grade receptacles. Available in back and side wired and side wired standard, tamper-resistant and Decora® configurations.



## Lev-Lok® Heavy-Duty Specification Grade Marked Controlled Receptacles

2-Pole, 3-Wire Grounding			
Rating		15A-125V	20A-125V
NEMA			
		5-15R	5-20R
Description	Color	Cat. No.	Cat. No.
Heavy-Duty, Duplex, Split-Circuit, One Outlet Marked Controlled	White	M5262-1CW	M5362-1CW
	Ivory	M5262-1CI	M5362-1CI
	Light Almond	M5262-1CT	M5362-1CT
	Gray	M5262-1CG	M5362-1CG
	Black	M5262-1CE	M5362-1CE
	Brown	M5262-1C	M5362-1C
	Red	M5262-1CR	M5362-1CR
Heavy-Duty, Duplex, Two Outlets Marked Controlled	White	M5262-2SW	M5362-2SW
	Ivory	M5262-2SI	M5362-2SI
	Light Almond	M5262-2ST	M5362-2ST
	Gray	M5262-2SG	M5362-2SG
	Black	M5262-2SE	M5362-2SE
	Brown	M5262-2S	M5362-2S
	Red	M5262-2SR	M5362-2SR
Heavy-Duty, Duplex, Tamper-Resistant, Split-Circuit, One Outlet Marked Controlled"	White	MT562-1CW	MT563-1CW
	Ivory	MT562-1CI	MT563-1CI
	Light Almond	MT562-1CT	MT563-1CT
	Gray	MT562-1CG	MT563-1CG
	Black	MT562-1CE	MT563-1CE
	Brown	MT562-1C	MT563-1C
	Red	MT562-1CR	MT563-1CR
Blue	MT562-1CB	MT563-1CB	



M5362-1C



M5262-2S



MT563-1C

# Lev-Lok® Modular Receptacles



15A, 20A | Controlled | **Commercial**



## Lev-Lok® Heavy-Duty Specification Grade Marked Controlled Receptacles

{To comply with 2014 NEC Article 406.3(E)}

Straight Blade Devices

2-Pole, 3-Wire Grounding			
Rating	15A-125V		20A-125V
NEMA	 5-15R		 5-20R
Description	Color	Cat. No.	Cat. No.
Heavy-Duty, Duplex, Tamper-Resistant, Two Outlets Marked Controlled	White	MT562-2SW	MT563-2SW
	Ivory	MT562-2SI	MT563-2SI
	Light Almond	MT562-2ST	MT563-2ST
	Gray	MT562-2SG	MT563-2SG
	Black	MT562-2SE	MT563-2SE
	Brown	MT562-2S	MT563-2S
	Red	MT562-2SR	MT563-2SR
	Blue	MT562-2SU	MT563-2SU
	Green	MT562-2SN	MT563-2SN



MT562-2S




## Lev-Lok® Hospital Grade Modular Receptacles

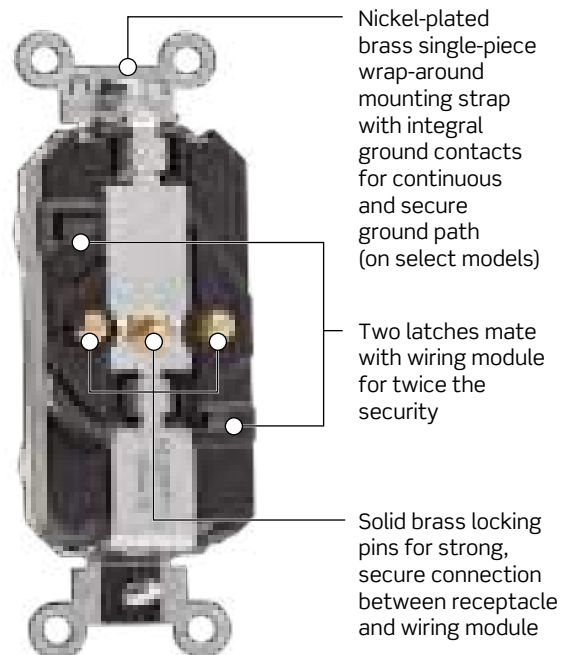
### Features and Benefits

- Constructed with impact-resistant thermoplastic nylon cover and body
- Smooth face prevents dirt from collecting
- Four corner latches securely fasten the receptacle's face to the body
- Large triple-wipe, brass "T" line contacts for superior contact and conductivity
- #12 AWG THHN wire leads, 6" length on MSTWL series wiring modules
- Grounding clip permanently secured to strap for easy, simple, and secure installation
- Receptacle face includes threaded brass bushing for reliable, secure wallplate attachment
- Wiring module locks and latches to the receptacle body providing double the connection security
- Receptacle to be installed only with Leviton MSTWL series wiring modules
- MSTWL wiring module shipped separately with protective cover and factory-installed circuit ID label
- Backed by a limited 10-year warranty

### MT830-ILI



### M8300-ILR



Continued on next page

# Lev-Lok® Modular Receptacles

15A, 20A | Hospital Grade | **Industrial**



Continued from previous page

## Lev-Lok® Heavy-Duty Hospital Grade Modular Receptacles

### 2-Pole, 3-Wire Grounding

Rating	15A-125V		20A-125V	
NEMA				
	5-15R		5-20R	
Description	Color	Cat. No.	Cat. No.	
Heavy-Duty, Duplex	White	M8200-HW	M8300-HW*	
	Ivory	M8200-HI	M8300-HI	
	Light Almond	M8200-HT	M8300-HT	
	Gray	M8200-HGY	M8300-HGY	
	Black	M8200-HE	M8300-HE	
	Brown	M8200-H	M8300-H	
	Red	M8200-HR	M8300-HR**	
	Blue	M8200-HB	M8300-HB	
Heavy-Duty, Duplex, Tamper-Resistant	White	MT820-W	MT830-W	
	Ivory	MT820-I	MT830-I	
	Light Almond	MT820-T	MT830-T	
	Gray	MT820-GY	MT830-GY	
	Black	MT820-E	MT830-E	
	Brown	MT820	MT830	
	Red	MT820-R	MT830-R	
	Blue	MT820-B	MT830-B	
Heavy-Duty, Duplex, Isolated Ground	White	M8200-IGW	M8300-IGW	
	Ivory	M8200-IGI	M8300-IGI	
	Light Almond	M8200-IGT	M8300-IGT	
	Gray	M8200-IGG	M8300-IGG	
	Black	M8200-IGE	M8300-IGE	
	Red	M8200-IGR	M8300-IGR	
	Orange	M8200-IG	M8300-IG	
Heavy-Duty, Duplex, Isolated Ground, Tamper-Resistant	White	MT820-IGW	MT830-IGW	
	Ivory	MT820-IGI	MT830-IGI	
	Light Almond	MT820-IGT	MT830-IGT	
	Gray	MT820-IGG	MT830-IGG	
	Black	MT820-IGE	MT830-IGE	
	Red	MT820-IGR	MT830-IGR	
	Orange	MT820-IG	MT830-IG	

\*Available in 100 piece Bulk Pack, Cat. No. M8300-BHW.

\*\*Available in 100 piece Bulk Pack, Cat. No. M8300-BHR



MT820-W





MT830-IG (front)



MT830-IG with MSTLW-IG (back)

C  
Straight Blade Devices

## Lev-Lok® Extra Heavy-Duty Hospital Grade Modular Receptacles

2-Pole, 3-Wire Grounding 			
Rating		15A-125V	20A-125V
NEMA			
		5-15R	5-20R
Description	Color	Cat. No.	Cat. No.
Extra Heavy-Duty, Duplex, Nickel Plated	White	M8200-W	M8300-W
	Ivory	M8200-I	M8300-I
	Light Almond	M8200-T	M8300-T
	Gray	M8200-GY	M8300-GY
	Black	M8200-E	M8300-E
	Brown	M8200	M8300
	Red	M8200-R	M8300-R
Extra Heavy-Duty, Duplex, Tamper-Resistant	White	M8200-SGW	M8300-SGW
	Ivory	M8200-SGI	M8300-SGI
	Light Almond	M8200-SGT	M8300-SGT
	Gray	M8200-SGG	M8300-SGG
	Black	M8200-SGE	M8300-SGE
	Brown	M8200-SG	M8300-SG
	Red	M8200-SGR	M8300-SGR
Extra Heavy-Duty, Duplex, Power Indication™	White	M8200-PLW	M8300-PLW
	Ivory	M8200-PLI	M8300-PLI
	Light Almond	M8200-PLT	M8300-PLT
	Gray	M8200-PLG	M8300-PLG
	Red	M8200-PLR	M8300-PLR
Extra Heavy-Duty, Duplex, MRI	White	MR115-W	MR120-W
	Ivory	MR115-I	MR120-I
	Light Almond	MR115-T	MR120-T
	Gray	MR115-GY	MR120-GY
	Red	MR115-R	MR120-R



M8200-W






M8200-PLW



M8300-ILI

## Lev-Lok® Illuminated Extra Heavy-Duty Hospital Grade Modular Receptacles

2-Pole, 3-Wire Grounding 			
Rating		15A-125V	20A-125V
NEMA			
		5-15R	5-20R
Description	Color	Cat. No.	Cat. No.
Extra Heavy-Duty, Duplex, Nickel Plated	White	M8200-ILW	M8300-ILW
	Ivory	M8200-ILI	M8300-ILI
	Light Almond	M8200-ILT	M8300-ILT
	Gray	M8200-ILG	M8300-ILG
	Red	M8200-ILR	M8300-ILR
Extra Heavy-Duty, Duplex, Tamper-Resistant	White	MT820-ILW	MT830-ILW
	Ivory	MT820-ILI	MT830-ILI
	Light Almond	MT820-ILT	MT830-ILT
	Gray	MT820-ILG	MT830-ILG
	Red	MT820-ILR	MT830-ILR



MT830-ILR

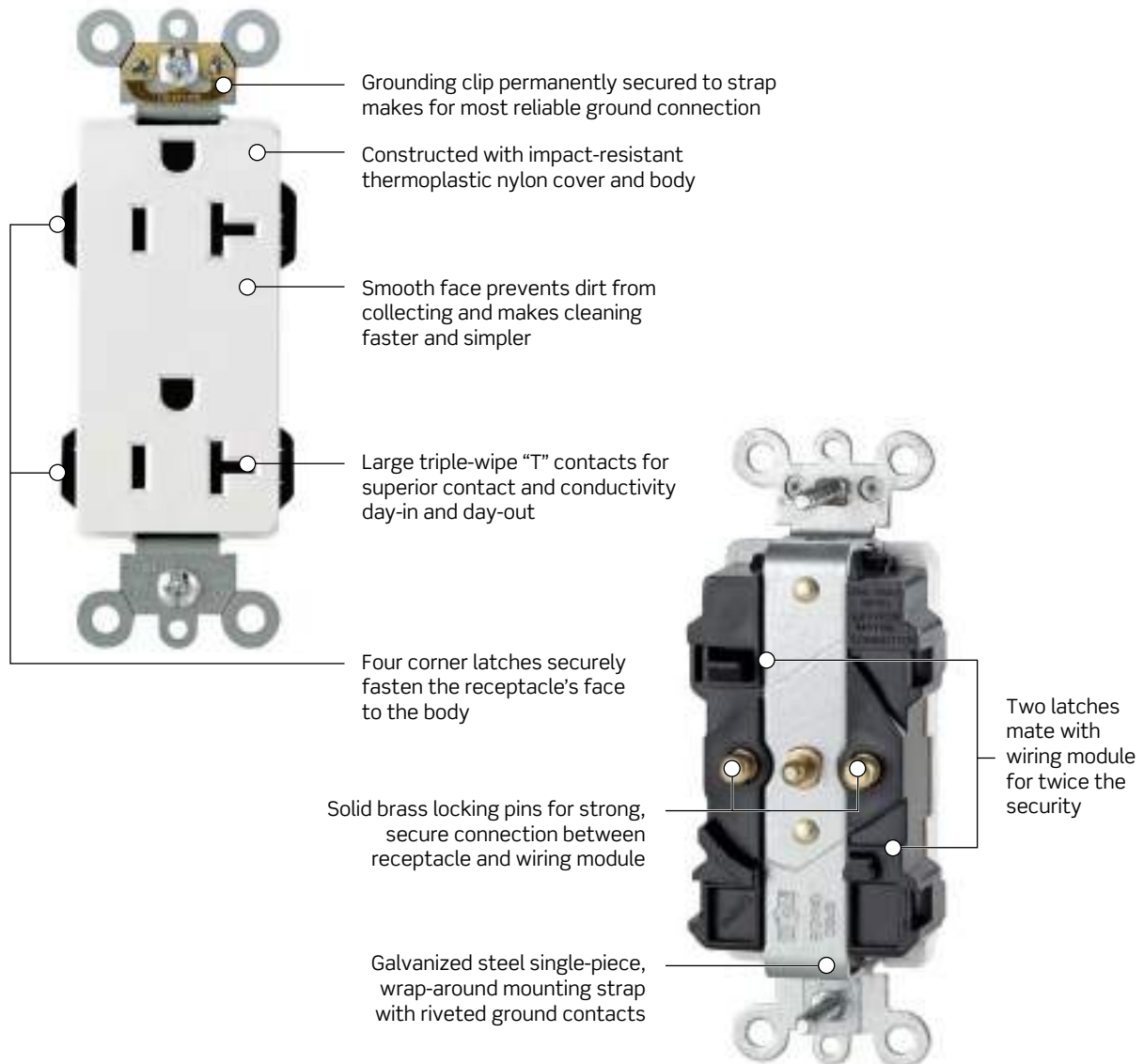
C  
Straight Blade Devices

## Lev-Lok® Decora Plus™ Heavy-Duty Specification Grade Modular Receptacles




### Features and Benefits

- Constructed with impact-resistant thermoplastic nylon cover and body
- Smooth face prevents dirt from collecting
- Four corner latches securely fasten the receptacle's face to the body
- Large triple-wipe, brass "T" line contacts for superior contact and conductivity
- #12 AWG THHN wire leads, 6" length on MSTWL series wiring modules
- Galvanized steel, wrap around mounting strap with riveted ground contacts
- Grounding clip permanently secured to strap for easy, simple, and secure installation
- Wiring module locks and latches to the receptacle body providing double the connection security
- Receptacle to be installed only with Leviton MSTWL series wiring modules
- MSTWL wiring module shipped separately with protective label and factory-installed Circuit ID label
- Backed by a limited 10-year warranty

### M1636-W



## Lev-Lok® Decora Plus™ Heavy-Duty Specification Grade Modular Receptacles

2-Pole, 3-Wire Grounding 			
Rating		15A-125V	20A-125V
NEMA			
		5-15R	5-20R
Description	Color	Cat. No.	Cat. No.
Heavy-Duty, Duplex	White	M1626-W	M1636-W
	Ivory	M1626-I	M1636-I
	Light Almond	M1626-T	M1636-T
	Gray	M1626-GY	M1636-GY
	Black	M1626-E	M1636-E
	Brown	M1626	M1636
	Red	M1626-R	M1636-R
	Blue	M1626-B	M1636-B
Heavy-Duty, Duplex, Tamper-Resistant	White	MT162-W	MT163-W*
	Ivory	MT162-I	MT163-I
	Light Almond	MT162-T	MT163-T
	Gray	MT162-GY	MT163-GY
	Black	MT162-E	MT163-E
	Brown	MT162	MT163
	Red	MT162-R	MT163-R
	Blue	MT162-B	MT163-B
Heavy-Duty, Duplex, Isolated Ground	White	M1626-IGW	M1636-IGW
	Ivory	M1626-IGI	M1636-IGI
	Light Almond	M1626-IGT	M1636-IGT
	Gray	M1626-IGG	M1636-IGG
	Black	M1626-IGE	M1636-IGE
	Red	M1626-IGR	M1636-IGR
	Orange	M1626-IG	M1636-IG
	Heavy-Duty, Duplex, Isolated Ground, Tamper-Resistant	White	MT162-IGW
Ivory		MT162-IGI	MT163-IGI
Light Almond		MT162-IGT	MT163-IGT
Gray		MT162-IGG	MT163-IGG
Black		MT162-IGE	MT163-IGE
Red		MT162-IGR	MT163-IGR
Orange		MT162-IG	MT163-IG
Heavy-Duty, Duplex, Split-Circuit, Separate Lead Provided		White	M1626-SCW
	Ivory	M1626-SCI	M1636-SCI
	Light Almond	M1626-SCT	M1636-SCT
	Gray	M1626-SCG	M1636-SCG
	Black	M1626-SCE	M1636-SCE
	Brown	M1626-SC	M1636-SC
	Red	M1626-SCR	M1636-SCR
	Blue	M1626-SCB	M1636-SCB
Heavy-Duty, Duplex, Tamper-Resistant, Split-Circuit, Separate Lead Provided	White	MT162-SCW	MT163-SCW
	Ivory	MT162-SCI	MT163-SCI
	Light Almond	MT162-SCT	MT163-SCT
	Gray	MT162-SCG	MT163-SCG
	Black	MT162-SCE	MT163-SCE
	Brown	MT162-SC	MT163-SC
	Red	MT162-SCR	MT163-SCR
	Blue	MT162-SCB	MT163-SCB



\*Available in 50 piece Bulk Pack, Cat. No. MT163-BSW

## Lev-Lok® Decora® Tamper-Resistant Receptacle with Two USB Ports

### Features and Benefits

- Type A/A USB Ports have a combined total of 3.6A of charging power
- Type A/C USB Ports have a combined total of 5.1A charging power
- Common applications include health care facilities, lobbies & waiting rooms, airports, hospitality, and educational institutions


#### Type-A USB\*

- The most recognizable and commonly sought USB port
- Used with desktops, laptops, tablets, video game consoles, smart TVs, and more

#### Type-C USB\*

- The emerging standard for charging and transferring data
- Used with the newest laptops, phones, and tablets including the latest Apple MacBook and the Chromebook Pixel from Google

### M56AC-HGW



### MSTWL



\*Lev-Lok® Mating Wiring Device Module is required for use, sold separately.  
Cat. No. MSTWL




# Lev-Lok® Decora Plus™ TR USB Receptacles

15A, 20A | Type A/A and Type A/C USB Ports | **Commercial/Hospital**

## Lev-Lok® Decora® Tamper-Resistant Receptacle with Two USB Ports\*


2-Pole, 3-Wire Grounding 			
Rating		15A-125V	20A-125V
NEMA			
		5-15R	5-20R
Description	Color	Cat. No.	Cat. No.
Lev-Lok® Commercial Specification Grade TR Receptacle with USB Type A/A	White	M56AA-W	M58AA-W
	Ivory	M56AA-I	M58AA-I
	Light Almond	M56AA-T	M58AA-T
	Gray	M56AA-G	M58AA-G
	Black	M56AA-E	M58AA-E
	Brown	M56AA	M58AA
	Red	M56AA-R	M58AA-R
	Blue	M56AA-B	M58AA-B
	Green	M56AA-N	M58AA-N
	Orange	M56AA-O	M58AA-O
Lev-Lok® Hospital Grade TR Receptacle with USB Type A/A	White	M56AA-HGW	M58AA-HGW
	Ivory	M56AA-HGI	M58AA-HGI
	Light Almond	M56AA-HGT	M58AA-HGT
	Gray	M56AA-HGG	M58AA-HGG
	Black	M56AA-HGE	M58AA-HGE
	Brown	M56AA-HG	M58AA-HG
	Red	M56AA-HGR	M58AA-HGR
	Blue	M56AA-HGB	M58AA-HGB
	Green	M56AA-HGN	M58AA-HGN
	Orange	M56AA-HGO	M58AA-HGO
Lev-Lok® Commercial Specification Grade TR Receptacle with USB Type A/C	White	M56AC-W	M58AC-W
	Ivory	M56AC-I	M58AC-I
	Light Almond	M56AC-T	M58AC-T
	Gray	M56AC-G	M58AC-G
	Black	M56AC-E	M58AC-E
	Brown	M56AC	M58AC
	Red	M56AC-R	M58AC-R
	Blue	M56AC-B	M58AC-B
	Green	M56AC-N	M58AC-N
	Orange	M56AC-O	M58AC-O
Lev-Lok® Hospital Grade TR Receptacle with USB Type A/C	White	M56AC-HGW	M58AC-HGW
	Ivory	M56AC-HGI	M58AC-HGI
	Light Almond	M56AC-HGT	M58AC-HGT
	Gray	M56AC-HGG	M58AC-HGG
	Black	M56AC-HGE	M58AC-HGE
	Brown	M56AC-HG	M58AC-HG
	Red	M56AC-HGR	M58AC-HGR
	Blue	M56AC-HGB	M58AC-HGB
	Green	M56AC-HGN	M58AC-HGN
	Orange	M56AC-HGO	M58AC-HGO



M56AA-W



M56AC-HGW



M58AA-HGI



Straight Blade Devices

\*Lev-Lok® Mating Wiring Device Module is required for use, sold separately. Cat. No. MSTWL

# Lev-Lok® Decora Plus™ Modular Receptacles


15A, 20A | Controlled | **Industrial**



Straight Blade Devices

## Industrial Specification Grade Decora® Receptacles

### Controlled Receptacle Marking {To comply with 2014 NEC Article 406.3(E)}



To meet the requirements for identifying receptacles that will be automatically de-energized as part of an overall plug load control program, the 2014 National Electrical Code requires all 15A & 20A, 125V receptacles that are automatically controlled to be marked with a specific symbol .

### Imprinted Receptacles

For new construction and renovation applications, custom imprinting directly on the receptacle is available for our most popular specification grade receptacles. Available in back and side wired and side wired standard, tamper-resistant and Decora® configurations.



## Lev-Lok® Heavy-Duty Specification Grade Marked Controlled Receptacles

2-Pole, 3-Wire Grounding			
Rating		15A-125V	20A-125V
NEMA		 5-15R	 5-20R
Description	Color	Cat. No.	Cat. No.
Heavy-Duty, Duplex, Tamper-Resistant, Split-Circuit, One Outlet Marked Controlled	White	MT162-1CW	MT163-1CW
	Ivory	MT162-1CI	MT163-1CI
	Light Almond	MT162-1CT	MT163-1CT
	Gray	MT162-1CG	MT163-1CG
	Black	MT162-1CE	MT163-1CE
	Brown	MT162-1C	MT163-1C
	Red	MT162-1CR	MT163-1CR
	Blue	MT162-1CB	MT163-1CB
Heavy-Duty, Duplex, Tamper-Resistant, Two Outlets Marked Controlled	White	MT162-2W	MT163-2W
	Ivory	MT162-2I	MT163-2I
	Light Almond	MT162-2T	MT163-2T
	Gray	MT162-2GY	MT163-2GY
	Black	MT162-2E	MT163-2E
	Brown	MT162-2	MT163-2
	Red	MT162-2R	MT163-2R
	Blue	MT162-2BU	MT163-2BU
Heavy-Duty, Duplex, Split-Circuit, One Outlet Marked Controlled	White	M1626-1CW	M1636-1CW
	Ivory	M1626-1CI	M1636-1CI
	Light Almond	M1626-1CT	M1636-1CT
	Gray	M1626-1CG	M1636-1CG
	Black	M1626-1CE	M1636-1CE
	Brown	M1626-1C	M1636-1C
	Red	M1626-1CR	M1636-1CR
	Blue	M1626-1CB	M1636-1CB
Heavy-Duty, Duplex, Two Outlets Marked Controlled	White	M1626-2SW	M1636-2SW
	Ivory	M1626-2SI	M1636-2SI
	Light Almond	M1626-2ST	M1636-2ST
	Gray	M1626-2SG	M1636-2SG
	Black	M1626-2SE	M1636-2SE
	Brown	M1626-2S	M1636-2S
	Red	M1626-2SR	M1636-2SR
	Blue	M1626-2SU	M1636-2SU
	Green	M1626-2SN	M1636-2SN



MT162-1CW



MT162-2W




## Lev-Lok® Decora Plus™ Hospital Grade Modular Receptacles

### Features and Benefits

- Constructed with impact-resistant thermoplastic nylon cover and body
- Smooth face prevents dirt from collecting
- Four corner latches securely fasten the receptacle's face to the body
- Large triple-wipe, brass "T" line contacts for superior contact and conductivity
- #12 AWG THHN wire leads, 6" length on MSTWL series wiring modules
- For isolated ground versions, device strap is zinc plated steel and isolated ground system is brass
- Grounding clip permanently secured to strap for easy, simple, and secure installation
- Wiring module locks and latches to the receptacle body providing double the connection security
- Receptacle to be installed only with Leviton MSTWL series wiring modules
- MSTWL wiring module shipped separately with protective label and factory-installed circuit ID label
- Backed by a limited 10-year warranty

### M1636-HGW



# Lev-Lok® Decora Plus™ Modular Receptacles

15A, 20A | Hospital Grade | **Industrial**



Straight Blade Devices

## Lev-Lok® Decora Plus™ Extra Heavy-Duty Hospital Grade Modular Receptacles

2-Pole, 3-Wire Grounding 				
Rating	15A-125V		20A-125V	
NEMA				
		5-15R		5-20R
Description	Color	Cat. No.	Cat. No.	
Extra Heavy-Duty, Duplex, Tamper-Resistant,	White	MT162-HGW	MT163-HGW	
	Ivory	MT162-HGI	MT163-HGI	
	Light Almond	—	MT163-HGT	
	Gray	MT162-HGG	MT163-HGG	
	Red	MT162-HGR	MT163-HGR	
Extra Heavy-Duty, Duplex	White	M1626-HGW	M1636-HGW	
	Ivory	M1626-HGI	M1636-HGI	
	Light Almond	M1626-HGT	M1636-HGT	
	Gray	M1626-HGG	M1636-HGG	
	Black	M1626-HGE	M1636-HGE	
	Brown	M1626-HGO	M1636-HGO	
	Red	M1626-HGR	M1636-HGR	
Extra Heavy-Duty, Duplex, Power Indication™	White	M1626-PLW	M1636-PLW	
	Ivory	M1626-PLI	M1636-PLI	
	Light Almond	M1626-PLT	M1636-PLT	
	Gray	M1626-PLG	M1636-PLG	
	Red	M1626-PLR	M1636-PLR	
Extra Heavy-Duty, Duplex, Illuminated Face	White	M1626-ILW	M1636-ILW	
	Ivory	M1626-ILI	M1636-ILI	
	Light Almond	M1626-ILT	M1636-ILT	
	Gray	M1626-ILG	M1636-ILG	
	Red	M1626-ILR	M1636-ILR	
Extra Heavy-Duty, Duplex, Tamper-Resistant, Illuminated Face	White	MT162-ILW	MT163-ILW	
	Ivory	MT162-ILI	MT163-ILI	
	Light Almond	MT162-ILT	MT163-ILT	
	Red	MT162-ILR	MT163-ILR	
	Gray	MT162-ILG	MT163-ILG	



MT163-HGW with MSTWL-A



M1626-HGI




### SPOTLIGHT

#### lev-lok®

The revolutionary line of Lev-Lok® Modular Wiring Device System from Leviton speeds the installation of wiring devices from start to finish. At the rough-in stage, there is no need to make and install pigtails: simply install the Lev-Lok® wiring module. When you're ready to install the wiring devices, simply connect the wiring module to the device, tighten the mounting screws and you're done. To have a Lev-Lok® specialist contact you visit us online at [www.leviton.com/levlok](http://www.leviton.com/levlok).



## Lev-Lok® Decora Plus™ Heavy-Duty Hospital Grade Modular Receptacles

2-Pole, 3-Wire Grounding 			
Rating	15A-125V		20A-125V
NEMA			
	5-15R		5-20R
Description	Color	Cat. No.	Cat. No.
Heavy-Duty, Duplex, Isolated Ground, Tamper-Resistant	White	MDT82-IGW	MDT83-IGW
	Ivory	MDT82-IGI	MDT83-IGI
	Light Almond	MDT82-IGT	MDT83-IGT
	Gray	MDT82-IGG	MDT83-IGG
	Black	MDT82-IGE	MDT83-IGE
	Red	MDT82-IGR	MDT83-IGR
	Orange	MDT82-IG	MDT83-IG
Heavy-Duty, Duplex, Isolated Ground	White	MD820-IGW	MD830-IGW
	Ivory	MD820-IGI	MD830-IGI
	Light Almond	MD820-IGT	MD830-IGT
	Gray	MD820-IGG	MD830-IGG
	Black	MD820-IGE	MD830-IGE
	Red	MD820-IGR	MD830-IGR
	Orange	MD820-IG	MD830-IG



MDT83-IG




MD820-IGI

## Snap-In Devices

### Features and Benefits

- All 1306 products come with dual exiting capabilities
- Snap-in devices with other mounting clips and terminations available upon request



### 2-Wire Snap-In Devices

<b>Rating</b>		<b>15A-125V</b>			
NEMA		 1-15R			
<b>Description</b>	<b>Colors</b>	<b>Cat. No. Receptacle</b>	<b>Cat. No. Plug</b>	<b>Panel Thickness (Inches)</b>	<b>Panel Opening (Inches)</b>
2-Wire Polarized Receptacle Leads #14 AWG, 105°C Plastic, 6" Long, Stripped 1/2"	White	1306-W	—	.028-.060	.97 x .52
	Black	1306	—	.028-.060	.97 x .52



1306-W

### 3-Wire Snap-In Devices

<b>Rating</b>		<b>15A-125V</b>			
NEMA		  5-15R      5-15P			
<b>Description</b>	<b>Colors</b>	<b>Cat. No. Receptacle</b>	<b>Cat. No. Plug</b>	<b>Panel Thickness (Inches)</b>	<b>Panel Opening (Inches)</b>
3-Wire Grounding, Leads #14 AWG, 105°C Plastic, 6" Long, Stripped 1/2", Grounding Wire #16 AWG	White	1374-W	—	.031-.080	.95 x .95
	Black	1374-1	1373-1	.031-.080	.95 x .95



1374-1

\*Other panel thicknesses available

Straight Blade Devices

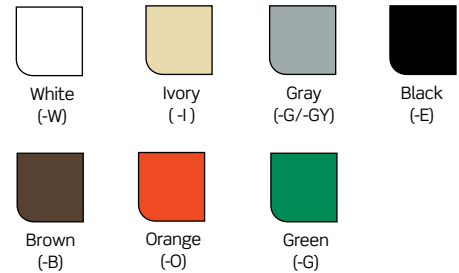
## Electrical Accessories

Leviton electrical accessories for the home include taps and adapters. Every item is subject to Leviton's strict in-house quality control and must meet or exceed applicable industry standards.

### Electrical Accessories Family



**Color Choices** Taps and adapters are offered in a wide range of colors. To order colors, add suffix to Cat. No.



### Taps and Adapters

#### Features and Benefits

- Plug-in switch provides ON/OFF switching at outlet location
- Plug-in outlet adapters provide convenient expansion of outlet capacity
- Lampholder outlet adapters convert lampholders into lampholders with outlets

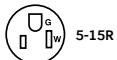
### Switch Taps

#### 2-Pole, 2-Wire



Description	Rating	Cat. No.	Color
Plug-In Switch Tap, non-grounded	13A-125V	1469	W, I

#### 2-Pole, 3-Wire



Description	Rating	Cat. No.	Color
Plug-In Switch Tap, grounded	15A-125V	1470	W, I



1470

### Plug-In Outlet Adapters

#### 2-Pole, 2-Wire Non-Grounded



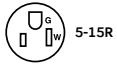
Description	Rating	Cat. No.	Color
Triple Cube Adapter, vinyl, 3 round or flat plugs accepted	15A-125V	531	W, I, B
Duplex outlet to 6 outlets, 6 round or flat plugs accepted	15A-125V	49687	W, I

Continued on next page

Continued from previous page

### Plug-In Outlet Adapters

#### 2-Pole, 3-Wire Grounded



Description	Rating	Cat. No.	Color
Triple Cube Adapter, 3 round or flat plugs accepted	15A-125V	692	W, I, E
3-Wire, Single-to-Triple, 3 straight plugs accepted	15A-125V	694	O, G
3-Wire, Duplex-to-Six, 6 small or 4 large plugs accepted	15A-125V	6ADPT	W, I
3-Wire, Single-to-Triple, 3 straight or angle plugs accepted	15A-125V	697	W, I, B
3-Wire, Single-to-Triple, vinyl, 3 straight or angle plugs accepted	15A-125V	699	O



698-W

#### 2-Pole, 2-Wire to 2-Pole 3-Wire Grounding

Description	Rating	Cat. No.	Color
2-Wire to 3, 1 straight or 1 angle plug accepted*	15A-125V	274	GY
2-Wire to 3, 3 straight plugs accepted*	15A-125V	698	W, I

\*Note: Leviton Cat. No. 274 and Cat. No. 698 adapters use the outlet wallplate screws for grounding

### Medium Base Lampholder Outlet Adapters

#### 2-Pole, 2-Wire



Description	Rating	Cat. No.	Color
Outlet-to-Lampholder	660W-125V	61	W, I
Lampholder-to-Outlet	660W-125V	125	W
Single Lampholder-to-Twin Lampholder	660W-125V	128	W, I, B
Keyless Lampholder and 2 Outlets	660W-125V	1403	W, I, E, B
Pull Chain Lampholder and 2 Outlets (pull chain controls lamp socket ONLY). Outlet continuously live	660W-125V Max. Total	1406	W, I, E



1403-W

### Outlet Safety Caps

#### Features and Benefits

- Insert into unused outlets to serve as a barrier
- Can be easily removed by adults when needed

#### Outlet Caps

Description	Cat. No.	Color
12 Pack	12777	Clear



12777

Straight Blade Devices

## Plugs and Connectors, Flanged Inlets and Outlets

Leviton plugs and connectors are rugged and easy to wire. They are offered in polarized and non-polarized versions and in all NEMA configurations.

### Sample Plugs and Connectors




#### Features and Benefits

- Brass plug blades and connector contacts for maximum conductivity
- Armored devices have heavily plated steel shields and cord clamps
- Vinyl devices resist chipping, cracking, oils, grease and acids
- Rubber devices resist cold, abrasion, grease, oils, acids and impact
- Plastic devices resist grease, oils and acids
- Limited 2-year warranty

## Residential Grade Plugs and Connectors, Flanged Inlets and Outlets

Leviton offers a large selection of 15 and 20 Amp residential grade straight blade plugs and connectors, available in a wide variety of features. These rugged performers are moisture, chemical and abuse resistant. Our EPTR rubber-backed plugs and connectors stand up to rough use, protecting against dirt and moisture. The deep-slotted, backed-out terminal screws draw backwire clamps securely over stripped leads for maximum conductivity.

### Armored Plug and Connector



### Features and Benefits

- Triple-drive head screws — standard, Phillips, Robertson
- NEMA configuration number and rating molded on face of device for easy identification
- Rubber body is dirt and moisture resistant
- Deep-slotted, backed out terminal screws draw backwire clamps securely for maximum conductivity
- Husk and module keyed for easy alignment during wiring
- Built-in cord grip adjusts automatically for use with #18-3 through #12-3 cords (.245"-.655")
- Motor base inlet accepts #10 max. copper or copper clad wire

### PVC Plugs & Connectors

- Rugged PVC body resists moisture and chemicals
- Unique dimpled body design provides a secure grip
- Speed-thread assembly screws tighten with just a few quick turns

### Armored Plugs & Connectors

- Ideal for shops, garages and rough-duty work with hard floors
- Two piece strain-relief clamp center cord for neat installation

### Rubber-Back Plugs & Connectors

- Designed to stand up to rough use
- No internal metal parts exposed
- Elastomeric husk provides added protection against dirt and moisture entry into the back wire port
- Designed to operate in the widest possible temperature range



### Easy Wire Plugs

Rating		15A-125V		
NEMA				
		1-15P Polarized	1-15P	
Description	Color	Cat. No. Polarized	Cat. No. Non-Polarized	Wire Gauge (stranded)
10A Plug	White	123-PW	123-W	#18/2 SPT-1, 10A (1250W)
	Ivory	123-PI	123-I	#20/2XT, 3A (375W)
	Brown	123-P	123	
15A Non-Polarized Plug	White	—	321-W	#16/2 HPN, 15A (1875W)
	Brown	—	321	#18/2 HPN, 10A (1250W)



123-I



101

### 2-Pole, 2-Wire Plugs

Rating		15A-125V			
NEMA					
		1-15P Polarized	1-15P		
Description	Color	Cat. No. Polarized	Cat. No. Non-Polarized	Wire Gauge (stranded)	Cord Dia. (Inches)
Polarized Light Duty Clampite Plug	White	101-WP	—	#20, 18, 16	Flat or Rounded up to .250
	Black	101-EP	—		
	Brown	101-P	—		
Non-Polarized Easy Wire Angle Plug	White	—	101AN-W	SPT-1, SPT-2	Up to .250
	Black	—	101AN-E		
	Brown	—	101AN		
Non-Polarized Heavy-Duty PVC Plug	Yellow	—	115PV	AWG 18-2 to 12-2 Cable	.245-.655
	Black	—	115PR		
Non-Polarized Heavy-Duty TPE Rubber Plug	White	—	48643-W	18-14	.375 max
	Black	—	48643-E		
	Brown	—	48643		
Non-Polarized Vinyl Handle Plug with cord clamp**	Black	—	48646	18-14	.437 max
Non-Polarized Round Vinyl Handle Plug with Spring Blades**	Black	—	48642-2E	18-14	.375 max



102-WP



115PR

### 2-Pole, 2-Wire Connectors

Rating		15A-125V			
NEMA					
		1-15R Polarized	1-15R		
Description	Color	Cat. No. Polarized	Cat. No. Non-Polarized	Wire Gauge (stranded)	Cord Dia. (Inches)
Polarized Light Duty Clampite Connector	White	102-WP	—	#20, 18, 16	Flat or Rounded up to .250
	Black	102-EP	—		
	Brown	102-P	—		
Non-Polarized Vinyl Connector with Cord Clamp**	Black	—	612*	18-14	.437 max

\*Not UL Listed. For replacement use only. CSA Certified except where indicated by\*\*

# Plugs/Connectors, Flanged Inlets & Outlets

15A, 20A | Residential



Straight Blade Devices

## Residential Grade Plugs and Connectors, Flanged Inlets and Outlets

2-Pole, 3-Wire, Grounding Plugs and Connectors						
Rating	15A-125V		15A-125V			
NEMA						
Description	Color	Cat. No. Plug	Cat. No. Connector	Wire Gauge (stranded)	Cord Dia. (Inches)	
Grounding Plug and Connector Clamp-tite Hinge	White	3W101-W	3W102-W	AWG SJ 16/3	0.325"-0.360"	
	Gray	3W101-GY	3W102-GY	—	—	
	Black	3W101-E	3W102-E	—	—	
	Orange	3W101-OR	3W102-OR	—	—	
Vinyl Handle Plug with cord clamp	Black	48648-E	—	18-14	.437" max	
Vinyl Connector with steel cord clamp	Black	—	617	20-16 max	.437" max	
Rubber Plug and Connector with vinyl inner assembly	Black	113	114	18-14	.396"-.562"	
Weatherproof Inlet on Flush Mount Wallplate with aluminum cover	—	4937	—	#10 max. copper or copper clad	—	



3W101-E



113



114



4937







15A 2-Pole, 3-Wire, Grounding								
Rating	15A-125V		15A-125V		15A-250V		15A-250V	
NEMA								
Description	Color	Cat. No. Plug	Cat. No. Connector	Cat. No. Plug	Cat. No. Connector	Wire Gauge (stranded)	Cord Dia. (Inches)	
PVC Grounding Lighted	Yellow/Clear	515PV-LIT	515CV-LIT	—	—	AWG 18-12	.245 - .700	
PVC Grounding	Yellow, Black or Orange	515PV	515CV	615PV (Yellow only)	—	AWG 18-12	.245-.655	
Armored Grounding	Yellow/Steel Armor	515PA	515CA	615PA	615CA	AWG 18-12	.245-.655	
Rubber Grounding	Black	515PR	515CR	—	—	AWG 18-12	.245-.655	
PVC Angle	White	515AN	—	—	—	AWG 18-12	.245-.655	



515CV



515AN


20A 2-Pole, 3-Wire, Grounding  							
Rating		20A-125V	20A-125V	20A-250V	20A-250V		
NEMA							
		5-20P	5-20R	6-20P	6-20R		
Description	Color	Cat. No. Plug	Cat. No. Connector	Cat. No. Plug	Cat. No. Connector	Wire Gauge (stranded)	Cord Dia. (Inches)
PVC Grounding	Yellow	520PV	520CV	620PV	620CV	AWG 18-12	.245-.0655
Armored Grounding	Yellow/ Steel Armor	520PA	520CA	620PA	620CA	AWG 18-12	.245-.0655



520CA






620PV

15A 2-Pole, 3-Wire, Grounding — Commercial  							
		Inlet 15A-125V	Outlet	Inlet 15A-250V	Outlet	Wire Gauge (stranded)	Cord Dia. (Inches)
Motor Base Inlet	Black	5239	—	5240	—	AWG 18-12	—






5239

4-Pole, 4-Wire, Non-Grounding — Industrial  	
Rating	20A-120/208V 3ØY
NEMA	
	18-20P
Description	Cat. No. Plug
Straight Plug, Yellow	7251-C

For matching receptacle 7250-FR please see page **C-14**



7251-C

Single Receptacles and Plugs — Industrial  	
Rating	20A-125V/250V
NEMA	
	10-20P
Description	Cat. No. Plug
Straight Plug, Gray & Black	9151-N

For matching receptacle 5032 please see page **C-8**



9151-N

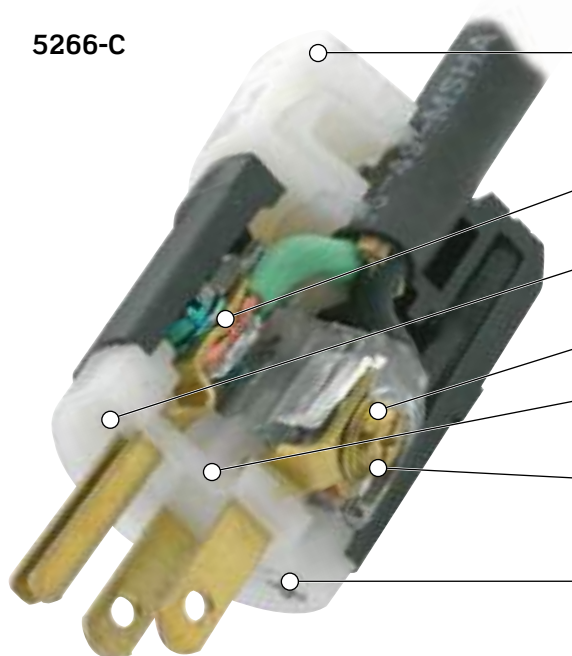
## black & white® Industrial Grade Devices

### A Complete Line of Plugs and Connectors, Flanged Inlets and Outlets that Stand Up to the Harshest Environments

The Leviton line of Black & White® industrial grade devices resist impact, corrosion and chemicals and withstand punishing applications. Featuring an innovative interlocking design this line includes: rugged nylon flanged inlets and outlets; integrated inlets and outlets with weather-resistant covers; and hospital grade devices that all meet the highest standards for dependable, long-term performance.

Superior design, construction and ergonomic details provide long-lasting performance and reliability in the demanding healthcare environment.

#### 5266-C



External cord grip utilizes deep triple drive steel screws that are backed out and positioned inside shrouded pockets. External clamps accepts wire mesh grips. Catalog and NEMA numbers printed on cord clamp

Positive contact plate bundles stranded wire maximizing surface contact resulting in improved termination

NEMA configuration and device rating are molded on front of device to assist with identification

Wiring module keyed to body for easy assembly and tight fit

Dead front solid containment barrier prevents accidental contact with internal parts


#8-32 triple drive brass terminal screws

Three "U" type fast-threading, triple drive, steel screws secure wiring module to body

Individual deep-funnelled chamfered wire wells. Clear housing allows inspection of wire termination and provides molded-in wire strip gauge

Wire clamps bundle stranded wire without cutting wire strand

Captive, color-coded brass #8 terminal screws



#### Features and Benefits

- UL 498 Listed; meets latest Federal Specifications WC-598; CSA Specification C22.2 #42 Certified
- One-piece, rivetless triple-wipe brass connector contacts offer enlarged contact surface area
- Husk is constructed from heavy-duty nylon for superior impact resistance in rugged environments
- Beveled back edges prevent body from catching on corners and rough surfaces

- Ergonomic, fluted body design with radial gripping edge is ideal for gripping and pulling

#### Hospital



- Husk is constructed from ST801 super tough nylon for superior impact resistance in rugged environments

### black & white® Industrial Grade Plugs and Connectors, Flanged Inlets and Outlets

#### Features and Benefits

- Rugged nylon construction resists impact, sunlight, chemicals and rough use
- All contacts are solid one-piece brass for better conductivity
- Triple-wipe, heavy-duty power contacts set in deep pockets to resist damage
- Captive, color-coded brass #8 terminal screws
- Unique cord clamp accepts wide range of cord sizes (.245"-.700"), providing secure grip without damaging cord jacket: SVT 18-3 to SO 14-3 with strain relief insert, up to ST 10-3 when strain relief insert is removed
- Power Indication™ devices indicate when power is ON and equipped with green neon bulb rated at 30,000 hours (24/7) for 3.5 years

#### 2-Pole, 2-Wire, Non-Grounding

Rating	15A-125V	15A-125V
NEMA		
	1-15P	1-15R
Description	Cat. No. Plug	Cat. No. Connector
Black & White® Nylon Body	5866-C	5869-C



5869-C

#### 15A 2-Pole, 3-Wire, Grounding

Rating	15A-125V	15A-125V	15A-250V	15A-250V
NEMA				
	5-15P	5-15R	6-15P	6-15R
Description	Cat. No. Plug	Cat. No. Connector	Cat. No. Plug	Cat. No. Connector
Black & White® Body	5266-C	5269-C	5666-C	5669-C
High-Visibility Yellow Nylon Body	5266-CY	5269-CY	5666-CY	5669-CY
All-Black Nylon for Stage and Studio	5266-CB	5269-CB	—	—
All-Black Nylon, Power Indication™	5266-PLB	5269-PLB	—	—
Orange & White Body	5266-CO	5269-CO	—	—
Gray Nylon Body	5266-CG	5269-CG	—	—
Black & White® Nylon Body, Power Indication™	5266-PLC	5269-PLC	5666-PLC	5669-PLC
Angle, Black & White® Nylon Body	5266-CA	5269-CA	5666-CA	—
	Inlet	Outlet	Inlet	Outlet
White Nylon Body	5278-C	5279-C	15678-C	15679-C



5266-C



5269-C



5278-C

## black & white® Industrial Grade Plugs and Connectors, Flanged Inlets and Outlets

3-Pole, 3-Wire, Non-Grounding		
<b>Rating</b>	15A-125V/10A-250V	15A-125V/10A-250V
Non-NEMA		
<b>Description</b>	<b>Cat. No. Plug</b>	<b>Cat. No. Connector</b>
Black & White® Nylon Body	4763-C	4765-C



20A 2-Pole, 3-Wire, Grounding				
<b>Rating</b>	20A-125V	20A-125V	20A-250V	20A-250V
NEMA				
	5-20P	5-20R	6-20P	6-20R
<b>Description</b>	<b>Cat. No. Plug</b>	<b>Cat. No. Connector</b>	<b>Cat. No. Plug</b>	<b>Cat. No. Connector</b>
Black & White® Body	5366-C	5369-C	5466-C	5469-C
High-Visibility Yellow Nylon Body	5366-CY	5369-CY	5466-CY	5469-CY
All-Black Nylon, Power Indication™	5366-PLB	5369-PLB	—	—
Black & White® Nylon Body, Power Indication™	5366-PLC	5369-PLC	—	—
Angle, Black & White® Nylon Body	5366-CA	5369-CA	—	—
<b>Description</b>	<b>Inlet</b>	<b>Outlet</b>	<b>Inlet</b>	<b>Outlet</b>
White Nylon Body	15378-C	15379-C	5478-C	5479-C



Accessories		
<b>Description</b>	<b>White</b>	<b>Black</b>
Black & White® Plugs & Connector Cord Clamp Inserts	INS23-W	INS23-B








## black & white® Hospital Grade Plugs and Connectors

### Features and Benefits

- Unmatched quality and performance confirmed by rigorous UL 498 testing
- Clearly identified by green dot
- Rugged construction resists impact, sunlight, chemicals and rough use
- All contacts are solid one-piece brass for better conductivity
- Triple-wipe, heavy-duty power contacts set in deep pockets to resist damage
- Captive, color-coded brass #8 terminal screws
- Unique cord clamp accepts wide range of cord sizes (.245"-.700"), providing secure grip without damaging cord jacket: SVT 18-3 to SO 14-3 with strain relief insert, up to ST 10-3 when strain relief insert is removed
- Power Indication™ devices equipped with green neon bulb rated at 30,000 hours (24/7) for 3.5 years

### 2-Pole, 3-Wire, Grounding

Rating	15A-125V	15A-125V		
NEMA				
	5-15P	5-15R		
Description	Cat. No. Plug	Cat. No. Connector		
Black & White® Body	8215-C	8219-C		
Transparent Body	8215-CT	8219-CT		
Power Indication™				
Transparent Body	8215-PLC	8219-PLC		
Angle, Transparent Body	8215-CAT	—		
Rating	20A-125V	20A-125V	20A-250V	20A-250V
NEMA				
	5-20P	5-20R	6-20P	6-20R
Description	Cat. No. Plug	Cat. No. Connector	Cat. No. Plug	Cat. No. Connector
Black & White® Body	8315-C	8319-C	—	—
Transparent Body	8315-CT	8319-CT	—	—
Power Indication™				
Transparent Body	8315-PLC	8319-PLC	—	—
Angle, Transparent Body	8315-CAT	8415-CAT	—	—
Angle, Black & White® Body	—	—	—	—



8215-CAT



8315-PLC



6017-Y

### Weather-Resistant Boots for Industrial Nylon Plugs and Connectors

Our outstanding industrial grade boots feature a triple-seal design to protect straight blade plugs and connectors against the harmful effects of dirt and moisture in harsh environments. Boots are available in black or high-visibility yellow. The fluted surface and grip-ring design provide a non-slip grip even in wet conditions.

### Weather-Resistant Boots

Color	Cat. No. Plug Boot	Cat. No. Connector Boot
Black Rubber	6017	6018
Yellow Rubber	6017-Y	6018-Y

## wetguard® Watertight Devices

Leviton's Wetguard® Products are the Most Versatile and Well-Engineered Watertight Wiring Devices on the Market.

A complete collection of watertight devices for demanding industrial environments including connectors, inlets, outlets, covers and rugged FD boxes that allows mounting of single-gang devices in multi-gang configurations.

### Watertight Electrical Connections

Wetguard® devices are designed for industrial applications where electrical connections are exposed to wet, dirty or dusty locations, both indoors and outside. They are UL and CSA listed and meet NEMA Type 4, 4X and 12 standards and are rated IP66, IP67 and IP69K\* to IEC Standards. A patented multi-point system forms an impenetrable barrier against dirt and moisture providing the security you need in your electrical connections.

### Corrosion-Resistant

Wetguard® devices feature corrosion-resistant electroless nickel-coated brass blades, contacts, terminal screws and wiring clamps, and stainless steel assembly screws — making them ideal for use in wet and corrosive environments.

### Withstands Abuse in Harsh Environments

Wetguard® devices are resistant to water, acids, alkalis, and many automotive and industrial lubricants and solvents. The plug and connector husk is molded to a bondable nylon body, providing a device that withstands physical abuse as well. In addition, the patented compression nut strain relief system ensures the integrity of the electrical connection and watertight seal.

### Wetguard® Group



\*Plugs and connectors need caps attached in order to achieve IP69K rating



## wetguard® Watertight Devices

### Features and Benefits

- Corrosion-resistant electroless nickel-coated brass blades, contacts, terminal screws and wiring clamps, and stainless steel assembly screws make these devices ideal for use in wet and corrosive environments
- EPTR rubber part provides outstanding resistance to wet and damp environments, extreme temperature variations, water, acids, alkalis, grease, oils and many automotive and industrial lubricants and solvents
- Plug and connector husk is molded to a bondable nylon body, providing a device that withstands physical abuse
- Interlocking “tongue and groove” construction seals out water, moisture and dirt when plugs are mated with connectors
- Multi-point sealing system utilizes nut, strain relief washer and rubber bushing to form a watertight cord grip seal
- Non-magnetic stainless steel fast-threading assembly screws won't interfere with sensitive equipment
- Connector “hood” closure cap seals device when not in use
- Most devices also available in black. Check for availability
- Devices are UL and CSA listed and have enclosure ratings of NEMA 4, 4X, 12 and IEC IP66, IP67 when mated or with cover closed and plugs and connectors IP69K when caps are attached
- Backed by a lifetime warranty

## Wetguard® Straight Blade Plugs, Connectors, Inlets, Outlets and Receptacles

15A Wetguard® Straight Blade Devices						
Rating		15A-125V	15A-125V	15A-250V	15A-277V	15A-347V
Configuration		2P 2W	2P 3W	2P 3W	2P 3W	2P 3W
NEMA						
		1-15	5-15	6-15	7-15	24-15
Description	Color	Cat. No.	Cat. No.	Cat. No.	Cat. No.	Cat. No.
Plug	Yellow	14W04	14W47*	14W49	14W34	14W15
Plug Cap		14W*	14W*	14W*	14W*	—
Connector		15W04	15W47*	15W49	15W34	15W16
Connector Cap		50W50*	50W50*	50W50*	50W50*	50W50*
Single Outlet		90W04-S	90W47-S	90W49-S	—	—
Duplex Outlet		80W04-D	80W47-D	80W49-D	—	—
Single Inlet		59W04	59W47	59W49	—	—
Connector for Single Inlet		79W04-C	79W47-C	79W49-C	—	—
Single Receptacle		—	—	—	—	—
Receptacle Cover w/Gasket		—	60W03*	60W03*	—	—
Replacement Interior for Straight Blade Plug	—	—	14W47-IN	—	—	—
Replacement Interior for Straight Blade Connector,	—	—	15W47-IN	—	—	—

NEMA configuration diagrams represent plug blade configuration.  
 \*Available in black. To order, add “-B” suffix to catalog number



15W47



79W04-C







5261-CR



### Related Products

See pages F-22 to F-30 in the Locking Devices section for more information on the entire line of watertight wiring devices.

## Wetguard® Straight Blade Plugs, Connectors, Inlets, Outlets and Receptacles

15/10A and 20A Wetguard® Straight Blade Devices					
Rating	15A-125V 10A-250V		20A-125V	20A-250V	20A-277V
Configuration	3P 3W		2P 3W	2P 3W	2P 3W
NEMA	 Non-NEMA		 5-20	 6-20	 24-20
Description	Color	Cat. No.	Cat. No.	Cat. No.	Cat. No.
Plug	Yellow	14W07	14W33*	14W48	14W17
Plug Cap		14W*	14W*	14W*	14W*
Connector		15W07	15W33	15W48	15W18
Connector Cap		50W50*	50W50*	50W50*	50W50*
Single Outlet		90W07-S	90W33-S	90W48-S	—
Duplex Outlet		80W07-D	—	—	—
Single Inlet		59W07	59W33	59W48	—
Connector for Single Inlet		79W07-C	79W33-C	79W48-C	—
Single Receptacle		—	5361-CR	5461-CR	—
Receptacle Cover w/Gasket		—	60W03*	60W03*	—

NEMA configuration diagrams represent plug blade configuration.  
 \*Available in black. To order, add “-B” suffix to catalog number



14W07



14W



90W48

### SPOTLIGHT

#### What makes Wetguard® exceptional?

Our complete collection of Wetguard watertight wiring devices consists of plugs, connectors, inlets, outlets and FD boxes for use in demanding industrial locations. These devices are engineered to withstand abuse in indoor and outdoor wet and corrosive environments. For more information visit [www.leviton.com/wetguard](http://www.leviton.com/wetguard).




**Wetguard® FD Box System**

**Features and Benefits**

- Compliant with UL and CSA standards
- Rated to NEMA 4, 4X, 12 and IEC IP66 when used with Leviton Wetguard® devices
- Available in one-, two- and three-gang configurations
- Constructed of PVC with unthreaded conduit with reducers and plugs for conduit openings

**3-Gang FD Box FDBX3-Y (Exploded View)**



Stainless steel device mounting plates with an 8-inch long, 12 AWG ground wire lead for use with strap-mounted devices

Patent-pending “modular” frame design allows the combining of a variety of single-gang devices in multi-gang configurations without the need for dedicated two-, and three-gang cover plates

1" diameter unthreaded conduit openings, reducers for 3/4" and 1/2" PVC conduit and plugs for unused openings

TPV gasket on all Wetguard® covers assures maximum watertight and dust-tight seal between device cover and frame

TPV gasket assures maximum watertight and dust-tight seal between frame and box

External flange with mounting holes for surface mounting.

*Continued on next page*

Continued from previous page

### FD Box System

#### FDBX1-GY


Boxes feature 1" diameter unthreaded conduit openings, and include reducers for 3/4" and 1/2" PVC conduit

Rigid PVC construction provides excellent resistance to impact, water and chemicals found in harsh industrial environments

Corrosion-resistant brass threaded inserts for mounting covers

Stainless steel assembly screws provide excellent corrosion resistance

Also included are plugs for unused openings




#### COVER-S

Impact and chemical resistant Valox® PBT cover and handle provide extended life in abusive environments

Integrated lockout handle meets OSHA safety regulations

Cover rated NEMA 4, 4X, 12 and IEC IP66

Stainless steel mounting and assembly screws provide excellent corrosion resistance; triple-drive head facilitates proper tightening



Valox® is a registered trademark of SABIC

### FD Box System

Description	Box Volume	Conduit Openings	Cat. No. Yellow	Cat. No. Gray
Single-Gang FD Box with plugs and reducers	26.0 cu in/426 cu cm	2	FDBX1-Y	FDBX1-GY
Two-Gang FD Box with plugs and reducers	67.3 cu in/1103 cu cm	4	FDBX2-Y	FDBX2-GY
Three-Gang FD Box with plugs and reducers	109.1 cu in/1788 cu cm	6	FDBX3-Y	FDBX3-GY

All boxes are shipped with ground plate assembled to box. Single-gang box image shows ground plate removed for clarity



**Stainless Steel FD Box System**

**FDSS1 and FDSS2 with 99W83-S & COVER-S**


Available in single-gang and two-gang configurations

Welded 304 stainless steel construction provides resistance against heat, chemical corrosion and physical abrasion

Boxes are suitable for use in wet and damp locations

Electropolished finish provides a smoother surface for ease of cleaning and improved sterilization


Single-gang Wetguard® devices fit in any frame position and provide excellent protection from water and dust ingress



**Stainless Steel FD Box System**

Description	Box Volume	Cat. No.
Single-Gang Stainless Steel FD Box	37.2 cu in/610 cu cm	FDSS1
Two-Gang Stainless Steel FD Box	87.3 cu in/1431 cu cm	FDSS2
3/4" Stainless Steel Hub	—	SSHUB

Boxes are compatible with all Wetguard® covers **EXCEPT** duplex receptacle cover



FDSS1



FDSS2

## Switch Cover, Plate and Replacement Covers

### Switch Covers, Plate and Replacement Covers

Cat. No.	Color	Description
COVER-S	Yellow	Single Gang Switch Cover and Gasket for any 15A-40A Toggle Switch, including Leviton
COVER-GS	Gray	Manual Motor Starters
WTCVD*	Yellow	Wetguard® Replacement Cover and Gasket for Wetguard® Duplex Outlets Only
WTCVS-15	Yellow	Wetguard® Replacement Cover and Gasket for 15A and 20A Straight and 15A Locking Single Inlets and Outlets
WTCVS-20	Yellow	Wetguard® Replacement Cover and Gasket for all 20A Locking Single Inlets and Outlets
WTCVS-30	Yellow	Wetguard® Replacement Cover and Gasket for all 30A Locking Single Inlets and Outlets
WP459	Yellow	Wetguard® Blank Plate and Gasket
60W03	Yellow	Wetguard® Cover and Gasket for 15A and 20A Straight Blade and 15A Locking Box Mount Single Flush Receptacles
60W04	Yellow	Wetguard® Cover and Gasket for 20A Locking Box Mount Single Flush Receptacles
60W05	Yellow	Wetguard® Cover and Gasket for 30A Locking Box Mount Single Flush Receptacles

\*Not for use with standard duplex devices



COVER-GS



WTCVS-15



60W03



WP459



WTCVD

Straight Blade Devices

## Severe Duty Dustguard®

Dustguard® plugs and connectors feature resistance to the damaging effects of dirt, dust, metal filings and other airborne particulate matter that can seriously degrade electrical performance. They share many of the superior design features of Wetguard® plugs and connectors, offering a reliable source of electrical power where extended mechanical and electrical life are specified but moisture-resistance is not required.

### Features and Benefits

- Tongue and groove design of front module and TPV body assures tight fit in husk and offers excellent barrier against dirt and dust
- Rubber membrane seal for secure cord grip; creates a barrier and keeps contaminants from entering the device interior
- Santoprene™ TPV husk exterior offers excellent resistance to cracking and fading from sunlight exposure, repels moisture and fluids, and endures extreme temperature variations
- Fast-threading assembly screws, keyed wiring module and husk, self-centering strain relief clamps and deep-funneled wiring wells provide for simple and fast assembly

## 15 & 20 Amp Straight Blade Devices

### Dustguard® Straight Blade Plugs and Connectors



1447



1547

15A and 20A					
Amp	Volt	NEMA Configuration	Cat. No. Plug	Cat. No. Connector	
<b>15A Straight Blade 2-Pole, 3-Wire Devices</b>					
15	125	5-15	1447	1547	
15	250	6-15	1449	1549	
<b>20A Straight Blade 2-Pole, 3-Wire Devices</b>					
20	125	5-20	1433	1533	
20	250	6-20	1448	1548	

NEMA configuration diagrams represent plug blade configuration



#### Related Products

See page F-31 in the Locking Devices section for Locking Dustguard® devices.

## Rhino-Hide® NEMA Wiring Devices

### Rugged Connectors for Extreme Environments

Rhino-Hide® NEMA wiring devices are the only connectors in this class to carry a true watertight/submersible rating, making them suitable for the wettest environments, including those where plugs and connectors may be subject to immersion in mud or water. The high-performance TPV material used in plugs and connectors offers superior resistance (as compared with ordinary rubber) to water, chemicals and UV exposure for long-lasting performance.

#### Plug, Connector & Receptacle



#### Features and Benefits

- Submersible, watertight, and dust-tight for outdoor and other wet environments; rated to NEMA Enclosure Type 3R, 4, 4X, 6, 6P, 12, 13 and IP66/IP67/IP68/IP69K (high-pressure steam cleaning); ABS certified — suitable for marine environments
- Threaded connections make these devices ideal in high-vibration environments such as oil-drilling and mining operations
- Coated aluminum components provide superior corrosion resistance to bare aluminum, especially in salt-air environments, which extends service life of the device and facilitates easier installation and removal of threaded components
- Nickel-plated brass electrical contacts provide superior electrical performance and corrosion resistance for extended service life
- Devices are compatible with other manufacturers' devices as well as standard NEMA configured devices
- Available in seven voltage/ampere configurations

*Continued on next page*



Continued from previous page

## Rhino-Hide® NEMA Wiring Devices

C

Straight Blade Devices

### Features and Benefits

#### Receptacles

- The only submersible receptacle in its class
- Industry exclusive self-closing cover automatically seals receptacle when not in use — cover cannot be lost or left off
- Industry exclusive integral hasp provides OSHA lockout/tagout capabilities for added safety
- Wire pigtails make it faster and easier to install
- Mounts to common FS/FD cast device boxes
- Black oxide coated stainless steel assembly screws prevent corrosion from exposure and galvanic activity between screws and receptacle flange

#### Plugs & Connectors

- Plugs and connectors are submersible when mated or with protective cap installed (connector only)
- High-performance TPV components withstand extreme temperatures, are UV stabilized and resistant to water, oils, and other chemicals
- Industry exclusive variable adjust, watertight strain relief system speeds assembly and provides more reliable performance than conventional rubber boot type systems
- Machined aluminum components are hard anodized to prevent corrosion and pitting
- Stainless steel assembly hardware resists corrosion
- Coated wire rope cover lanyard on connector is more durable than conventional beaded chain type lanyards, minimizing the chances of lost covers that result in damage from exposure to the elements
- Available with black or yellow bodies

### NEMA Straight Blade Devices — 15A and 20A

Amp	Volt	NEMA Configuration	Cat. No.				
			Blade Type	Body Color	Plug*	Connector*	Receptacle
15	125	5-15	Straight	Black	LNR80-1E	LNR86-1E	LNR96-1
15	250	6-15	Straight	Black	LNR80-2E	LNR86-2E	LNR96-2
20	125	5-20	Straight	Black	LNR80-3E	LNR86-3E	LNR96-3
20	250	6-20	Straight	Black	LNR80-4E	LNR86-4E	LNR96-4

\*To order yellow bodied plugs and connectors, replace "E" at end of catalog number with "Y"



Receptacle



Plug and Connector

## python® Hinged Industrial Grade Plugs and Connectors

### Features and Benefits

- Features hinged design for fast, easy, installation and assembly
- Tough high-impact body
- Triple-drive screws for easy wiring — standard, Phillips, Robertson
- Wide cord clamp range, 18-3 SVT-10-3 ST (.245"-.700")
- Clear thermoplastic back cover for easy visual inspection of wiring

### 15A 2-Pole, 3-Wire, Grounding

Rating	15A-125V	15A-125V	15A-250V	15A-250V
NEMA	5-15P	5-15R	6-15P	6-15R
<b>Description</b>	<b>Cat. No. Plug</b>	<b>Cat. No. Connector</b>	<b>Cat. No. Plug</b>	<b>Cat. No. Connector</b>
Black Nylon Body	5256-VB	5259-VB	—	—
High-Visibility Yellow Nylon Body	5256-VY	5259-VY	15656-VY	15659-VY
Angle High-Visibility Yellow Nylon Body	5256-VA	—	—	—



5256-VA



5456-VY

### 2-Pole, 3-Wire, Grounding

Rating	20A-125V	20A-125V	20A-250V	20A-250V
NEMA	5-20P	5-20R	6-20P	6-20R
<b>Description</b>	<b>Cat. No. Plug</b>	<b>Cat. No. Connector</b>	<b>Cat. No. Plug</b>	<b>Cat. No. Connector</b>
Black Nylon Body	5356-VB	5359-VB	5456-VY	5459-VY
High-Visibility Yellow Nylon Body	5356-VY	5359-VY	—	—
Angle High-Visibility Yellow Nylon Body	5356-VA	—	5456-VA	—



5459-VY

Straight Blade Devices

## python® Hospital Grade Plugs and Connectors

### Features and Benefits

- Features a hinged design for fast, easy, installation and assembly
- Tough high-impact body
- Triple-drive screws for easy wiring — standard, Phillips, Robertson
- Wide cord clamp range, 18-3 SVT-10-3 ST (.245"-.700")
- Hospital grade devices meet the highest standards for dependable, long term performance
- Unmatched quality and performance confirmed by rigorous UL 498 testing
- Clearly identified by green dot

### 2-Pole, 3-Wire, Grounding

Rating	15A-125V	15A-125V	15A-250V	15A-250V
NEMA				
	5-15P	5-15R	6-15P	6-15R
Description	Cat. No. Plug	Cat. No. Connector	Cat. No. Plug	Cat. No. Connector
White Nylon Body	8256-V	8259-V	8656-V	8659-V
Rating	20A-125V	20A-125V	20A-250V	20A-250V
NEMA				
	5-20P	5-20R	6-20P	6-20R
Description	Cat. No. Plug	Cat. No. Connector	Cat. No. Plug	Cat. No. Connector
White Nylon Body	8356-V	8359-V	8456-V	8459-V



8256-V



8356-V

## Midget Devices

### Features and Benefits

- Devices feature heavy-duty nylon construction for top performance in the environmental extremes of grueling industrial settings
- Offers a smaller form factor for limited-space applications
- Backed by a lifetime warranty

### 2-Pole, 2-Wire Non-Grounding

Rating	15A-125V
NEMA	
	MS2
Description	Cat. No. Plug
Straight	MS2-P
Angle	MS2-AP



MS2-P

## Integrated Power Inlets and Outlets with Weather-Resistant Covers

### Features and Benefits

- Engineered to IP64 and NEMA 3R Protection Ratings
- Suitable for industrial indoor and outdoor use
- Glass-filled thermoplastic cover and plate provide outstanding impact resistance and durability
- UL 94 VO Flammability Rating
- IP64 Suitability Rating protects against dust particles and splashing water
- NEMA Type-3R Enclosure Rating ensures protection against rain, sleet and damage from external ice formations
- Available with standard wire wells or with slots that accept fork terminals
- Dual gaskets, one under plate and one under lid, for weather-resistant fit
- Stainless steel external hardware resists corrosive effects of moisture
- Large thumb-tab makes it easy to open cover with gloved hand
- Mounts to panels or FS/FD boxes
- UL Listed and CSA Certified for wet locations with cover closed

### 15A 2-Pole, 3-Wire, Grounding

Rating	15A-125V	15A-125V
NEMA	5-15P	5-15R
Description	Cat. No. Flanged Inlet	Cat. No. Flanged Outlet
Standard Wire Wells	<a href="#">5278-CWP</a>	<a href="#">5279-CWP</a>
Slots for Fork Terminals	<a href="#">5278-FWP</a>	<a href="#">5279-FWP</a>



5278-CWP

### 20A 2-Pole, 3-Wire, Grounding

Rating	20A-125V	20A-125V	20A-250V	20A-250V
NEMA	5-20P	5-20R	6-20P	6-20R
Description	Cat. No. Flanged Inlet	Cat. No. Flanged Outlet	Cat. No. Flanged Inlet	Cat. No. Flanged Outlet
Standard Wire Wells	<a href="#">15378-CWP</a>	—	<a href="#">5478-CWP</a>	—



15378-CWP

### SPOTLIGHT

#### Industrial Wiring Devices

Our industrial wiring devices are constructed for the most extreme environments, designed to ensure safe and reliable electrical performance that will decrease downtime and provide protection from harsh conditions while keeping safety top of mind. For more information visit [www.leviton.com/industrial](http://www.leviton.com/industrial).



### 30A, 50A and 60A Devices

#### Residential, Commercial and Industrial Grade Power Devices

Built from durable thermoplastic, Leviton power receptacles — in flush mount, surface mount and panel mount versions — come equipped with heavy-gauge, double-wire copper alloy contacts. To ensure correct and speedy wiring, terminals have ID markings. Flush mount receptacles fit Leviton's wide range of 2.15"-diameter wallplates and mounting hardware is included. Angle plugs are made of tough, heavy-duty nylon for a long dependable service life.

**8462-P, 5054, 279 and 1450W**



#### Features and Benefits

- Heavy-gauge, double-wipe copper alloy contacts
- Easy-to-wire terminals accept up to #4 AWG conductors
- Terminals marked for easy identification and fast wiring
- Flush-mount devices fit two-gang outlet boxes
- Surface-mount devices are commercial grade and have concentric knockouts for 3/4" and 1" conduit and adjustable cord clamp for back and bottom entrance of cable

#### Angle Plugs

- Rugged cord clamp for secure cable grip accommodates cord diameters from .625" to 1.375" and does not tear conductor jacket
- Made of tough, heavy-duty nylon for long service life
- Devices feature heavy-sectioned dead-front right-angle
- Pressure-clamp terminal design
- Terminals accept up to #4 AWG stranded conductors
- Four-way positioning front module
- Solid brass blades for maximum conductivity

**NOTE:** Refer to instruction sheets for proper conductor size, material and torque range.

**WARNING:** Do not use with single-gang wallboxes, single-gang mud rings or single-gang box extenders.

*Continued on next page*

Continued from previous page

### 30A and 50A Residential, Commercial and Industrial Grade Power Devices

Straight Blade Devices

Rating	Receptacle/Plug Configuration & NEMA No.	Flush Mount Receptacle	Surface Mount Receptacle	Panel Mount Receptacle	Angle Plug	Wallplate Size
<b>2-Pole, 3-Wire, Grounding</b>						
30A-125V	5-30R 	5-30P 	—	—	—	9530-P 
30A-125V For Recreation Vehicles Cat. No. W7313 is WR	TT-30R 	TT-30P 	7313/W7313  Cat. No. W7313 is WR	—	—	830-T 
30A-250V	6-30R 	6-30P 	5372/5372-IG* 	5376 	—	9630-P 
30A-277V	7-30R 	7-30P 	9730-A 	—	—	—
50A-125V	5-50R 	5-50P 	5373 	—	—	9550-P 
50A-250V	6-50R 	6-50P 	5374/5374-IG* 	5378 	—	9650-P 
50A-277V	7-50R 	7-50P 	9750-A 	—	—	9750-P 

\*Isolated Ground.

Continued on next page

### Wallplates

#### 1-Gang

30A and 50A Receptacle,  
2.15" dia. hole



Thermoset (Plastic) 80528-W  
Thermoplastic (Nylon) 80728-W  
Stainless Steel 84028

#### 2-Gang

30A and 50A Receptacle,  
2.15" dia. hole



Thermoset (Plastic) 80526-W  
Thermoplastic (Nylon) 80726-W  
Stainless Steel 84026

See Wallplates section pages **S-9** and **S-10** for complete ordering information.

**NOTE:** Refer to instruction sheets for proper conductor size, material and torque range.

**WARNING:** Do not use with single-gang wallboxes, single-gang mud rings or single-gang box extenders.

Continued from previous page

30A, 50A and 60A Residential, Commercial and Industrial Grade Power Devices

Rating	Receptacle/Plug Configuration & NEMA No.	Flush Mount Receptacle	Surface Mount Receptacle	Panel Mount Receptacle	Angle Plug	Wallplate Size
<b>3-Pole, 3-Wire, Non-Grounding</b>  						
30A-125V/250V	10-30R 	10-30P 	5207 	5054 	—	9332-P 
50A-125V/250V	10-50R 	10-50P 	5206 	5050 	—	9450-P 
<b>3-Pole, 4-Wire, Grounding</b>  						
30A-125V/250V	14-30R 	14-30P 	278 	55054 	—	9432-P 
50A-125V/250V	14-50R 	14-50P 	279/W0279  <small>Cat. No. W0279 is WR</small>	55050 	279-PM 	9452-P 
50A-125V/250V Recommended for EV Plug-In Chargers	14-50R 	14-50P 	1450R/1450W  <small>Cat. No. 1450W is WR</small>	—	—	—
60A-125V/250V	14-60R 	14-60P 	9460/9460-IG* 	—	—	9462-P 


\*Isolated Ground.

Continued on next page

Wallplates


1-Gang

30A and 50A Receptacle,  
2.15" dia. hole

-  Thermoset (Plastic) 80528-W
- Thermoplastic (Nylon) 80728-W
- Stainless Steel 84028

2-Gang

30A and 50A Receptacle,  
2.15" dia. hole

-  Thermoset (Plastic) 80526-W
- Thermoplastic (Nylon) 80726-W
- Stainless Steel 84026

See Wallplates section pages S-9 and S-10 for complete ordering information. **NOTE:** Refer to instruction sheets for proper conductor size, material and torque range. **WARNING:** Do not use with single-gang wallboxes, single-gang mud rings or single-gang box extenders.

Continued from previous page

## 30A, 50A and 60A Residential, Commercial and Industrial Heavy-Duty Power Devices

Rating	Receptacle/Plug Configuration & NEMA No.		Flush Mount Receptacle	Angle Plug	Wallplate Size
<b>3-Pole, 4-Wire, 3-Phase, Grounding</b>					
30A-250V 3Ø	15-30R 	15-30P 	8430 	8432-P 	2.465" Center
50A-250V 3Ø	15-50R 	15-50P 	8450/8450-IG* 	8452-P 	
60A-250V 3Ø	15-60R 	15-60P 	8460 	8462-P 	

\*Isolated Ground.

Continued on next page

Straight Blade Devices

### Wallplates

#### 2-Gang

30A, 50A and 60A Receptacle,  
2.465" dia. hole



Thermoset (Plastic) 80530-W  
C-Series S/S SL701

### Conductor Size and Material for Power Receptacles

Rating	AWG Size	Material
20A	#14 - #10	Copper, Copper-clad
30A	#10 - #6	Copper, Copper-clad, Aluminum
50A	#10 - #6	Copper, Copper-clad, Aluminum
60A	#8 - #4	Copper, Copper-clad, Aluminum

See Wallplates section pages **S-9** and **S-10** for complete ordering information.

**NOTE:** Refer to instruction sheets for proper conductor size, material and torque range.

**WARNING:** Do not use with single-gang wallboxes, single-gang mud rings or single-gang box extenders.



Continued from previous page

30A, 50A and 60A Residential, Commercial and Industrial Heavy-Duty Power Devices

Rating	Receptacle/Plug Configuration & NEMA No.	Flush Mount Receptacle	Angle Plug	Wallplate Size	
<b>4-Pole, 4-Wire, 3 Phase, Non-Grounding</b>  					
30A-120V/208V 3ØY	18-30R 	18-30P 	8330 	8332-P 	2.465" Center
50A-120V/208V 3ØY	18-50R 	18-50P 	8350 	8352-P 	
60A-120V/208V 3ØY	18-60R 	18-60P 	8360 	8362-P 	

\*Isolated Ground.



Straight Blade Devices

**Wallplates**

**2-Gang**

30A, 50A and 60A Receptacle,  
2.465" dia. hole



Thermoset (Plastic) **80530-W**  
C-Series S/S **SL701**

**Conductor Size and Material for Power Receptacles**

Rating	AWG Size	Material
20A	#14 - #10	Copper, Copper-clad
30A	#10 - #6	Copper, Copper-clad, Aluminum
50A	#10 - #6	Copper, Copper-clad, Aluminum
60A	#8 - #4	Copper, Copper-clad, Aluminum

See Wallplates section pages **S-9** and **S-10** for complete ordering information.

**NOTE:** Refer to instruction sheets for proper conductor size, material and torque range.

**WARNING:** Do not use with single-gang wallboxes, single-gang mud rings or single-gang box extenders.

# Dual Power Attachment Plugs

30A, 50A | Commercial



Straight Blade Devices

## Dual Power Attachment Plugs

### Features and Benefits

- Tough thermoplastic shell for long life
- Shell and bottom are hinged in front for ease of assembly
- Solid brass blades with color-coded terminals simplify wiring
- Each dual combination plug supplied with 30A blades and flat 50A blade
- Dead front right angle construction
- Interchangeable blades eliminate need for stocking different devices
- Built-in rejection feature prevents closure if blades are incorrectly positioned
- Versatile cord clamp suitable for use with #14, #12, #10, #8 and #6 AWG round cord and #10/3 SRDT, #8/2-10/1 SRDT and #6/2-8/1 flat wire
- Wiring stripping gauge molded into plug cover
- Backed by a limited 10-year warranty

### Dual Power Attachment Plugs

<b>Rating</b>	30A-125V/50A-125V		
NEMA			
	5-30P	5-50P	
<b>Description</b>	<b>Color</b>	<b>Cat. No. Plug</b>	
Vinyl Angle Plug Interchangeable Blades, Cord Dia. Range .630"-1.050"	Black	930-E	
<b>Rating</b>	30A-250V/50A-250V		
NEMA			
	6-30P	6-50P	
<b>Description</b>	<b>Color</b>	<b>Cat. No. Plug</b>	
Vinyl Angle Plug Interchangeable Blades, Cord Dia. Range .630"-1.050"	Black	931-E	
<b>Rating</b>	30A-250V/50A-250V		
NEMA			
	10-30P	10-50P	
<b>Description</b>	<b>Color</b>	<b>Cat. No. Plug</b>	
Vinyl Angle Plug Interchangeable Blades, Cord Dia. Range .687"-1.050"	Black	287-E	
<b>Rating</b>	30A-125/250V/50A-125/250V		
NEMA			
	14-30P	14-50P	
<b>Description</b>	<b>Color</b>	<b>Cat. No. Plug</b>	
Vinyl Angle Plug Interchangeable Blades, Cord Dia. Range .750"-1.125"	Black	275-E	
<b>Rating</b>	30A-125V		
NEMA			
	TT-30P		
<b>Description</b>	<b>Color</b>	<b>Cat. No. Plug</b>	
Trailer Travel Vinyl Angle Plug for use with 7313 Receptacle, Cord Dia. Range .687"-.875"	Black	830-E	



930-E



931-E



287-E



275-E

**NOTE:** Refer to instruction sheets for proper conductor size, material and torque range.  
**WARNING:** Do not use with single-gang wallboxes, single-gang mud rings or single-gang box extenders.

# Combination Devices

# D

Traditional .....	D-2
Decora® .....	D-4
Combination Devices.....	D-5
SmartlockPro® GFCI Combination Devices.....	D-7
LED Sensor Guide Lights.....	D-8
Decora® USB Charger Combination Devices.....	D-9



## Traditional Combination Devices

Leviton's combination devices offer pleasing, practical designs that fit standard wallboxes. Switch/switch, switch/receptacle and switch/pilot light combinations are available. These devices come in a range of colors and are backed by a limited two-year warranty.

### Sample Traditional Devices



### Features and Benefits

- AC quiet switches have silver-cadmium oxide contacts and receptacles have double-wire contacts for maximum conductivity
- All devices have a grounding screw, except where noted
- Terminal screws accept up to #12 AWG copper or copper-clad wire
- Fit standard wallboxes
- Break-off tabs on devices with switches permit conversion to separate feeds
- Limited 2-year warranty

### Tamper-Resistant Receptacles

- Shutter mechanism inside the receptacle blocks access to the contacts unless a two-prong plug is inserted, helping ensure hairpins, keys, etc., will be locked out
- TR symbol on residential receptacle straps assures they meet the NEC requirement
- Heavy-duty construction offers long, trouble-free service life







**Color Choices** Traditional combination devices are offered in a wide range of colors. To order colors, add suffix to Cat. No.




### Related Products

Leviton carries a complete line of traditional switches. **See page B-2 in the Switches & Motor Controls section for more information.** Leviton carries a complete line of traditional receptacles. **See page C-3 in the Straight Blade Devices section for more information.**

Traditional Combination Devices

15A, 20A Combination Devices  			
Rating	Switch: 15A-120VAC Receptacle: 15A-125V		Switch: 20A-120VAC Receptacle: 20A-125V
NEMA		5-15R	
Description	Color	Cat. No.	Cat. No.
Single Pole Switch/ Tamper-Resistant Receptacle*	White	T5225-W	—
	Ivory	T5225-I	—
	Light Almond	T5225-T	—
	Brown	T5225	—
Single Pole Switch/Receptacle*	White	5225-W	5335-W
	Ivory	5225-I	5335-I
	Light Almond	5225-T	—
	Black	—	5335-E
	Brown	5225	5335
Rating	15A-120/277VAC		20A-120/277VAC
Description	Color	Cat. No.	Cat. No.
Two Single Pole Switches, non-ground	White	5224-W	—
	Ivory	5224-I	—
	Brown	5224	—
Two Single Pole Switches*	White	5224-2W	5334-W
	Ivory	5224-2I	5334-I
	Light Almond	5224-2T	—
	Brown	5224-2	5334
Rating	Switch: 15A-120VAC Pilot Light: 1/25W-125VAC		Switch: 20A-120VAC Pilot Light: 1/25W-125VAC
NEMA		5-15R	
Description	Color	Cat. No.	Cat. No.
Single Pole Switch/ Pilot Light*	White	5226-W	—
	Ivory	5226-I	5336-I
	Light Almond	5226-T	—
	Brown	5226	5336
Rating	15A-120/277VAC		
Description	Color	Cat. No.	
3-Way Switch/Single Pole Switch*	White	5241-W	
	Ivory	5241-I	
	Light Almond	5241-T	
	Brown	5241	
Two 3-Way Switches*	White	5243-W	
	Ivory	5243-I	
	Light Almond	5243-T	
	Brown	5243	
Rating	Switch: 15A-120/277VAC Receptacle: 15A-125V		
Description	Color	Cat. No.	
3-Way Switch/ Receptacle*	White	5245-W	
	Ivory	5245-I	
	Brown	5245	

\*With ground screw



## Decora® Combination Devices

Decora® combination devices offer switch/switch, switch/receptacle and switch/pilot light pairings in sleek packages suitable for the finest interiors. For the ultimate in convenience and safety, the Decora® Combination Switch/SmartlockPro® GFCI receptacles pair a single pole switch with a GFCI receptacle equipped with Leviton's pioneering true dead-face design.

### Sample Decora® Combination Devices



### Features and Benefits

- Elegant Decora® styling provides multiple controls in a single-gang wallbox
- Impact-resistant thermoplastic and double-wipe contacts
- Common shunted internally to all switches
- Limited 2-year warranty

#### Tamper-Resistant Receptacles

- Shutter mechanism inside the receptacle blocks access to the contacts unless a two- or three-prong plug is inserted
- TR symbol on residential receptacles assures they meet the latest NEC requirements
- Heavy-duty construction offers long, trouble-free service life

#### All SmartlockPro® GFCI Combination Devices

- TEST/RESET buttons match device color
- Dual function LED indicator light — provides indication of wiring error and power availability

#### SmartlockPro® GFCI/Sensor Guide Light

- Manual control of sensor light using the TEST/RESET buttons
- Long-lasting, energy efficient LEDs with 20-year life expectancy — no bulbs to replace
- Light sensor provides automatic ON/OFF features

#### SmartlockPro® GFCI/Switch

- Replaces standard switch/outlet combination devices in residential and light commercial installations
- Permits multiple wiring options that allow for GFCI protection of switched load and downstream receptacles

**Color Choices** Decora® combination devices are offered in a wide range of colors. To order colors, add suffix to Cat. No.



White  
(-W)



Ivory  
(-I)



Light Almond  
(-T)



Gray  
(-G/-GY)



Black  
(-E)







Brown  
(-/-B)



Red  
(-R)

**Decora® Combination Devices**

15A, 20A Combination Devices  			
Rating	Switch: 15A-120VAC Receptacle: 15A-125V		Switch: 20A-120VAC Receptacle: 20A-125V
NEMA	 5-15R	 5-20R	
Description	Color	Cat. No.	Cat. No.
Single Pole Switch/ Tamper-Resistant Receptacle	White Ivory Light Almond Black	T5625-W T5625-I T5625-T T5625-E	— — — —
Single Pole Switch/Receptacle	White Ivory Light Almond Black Gray	5625-W 5625-I 5625-T 5625-E 5625-GY	5636-W 5636-I — — —
Rating	Switch: 15A-120VAC Pilot Light: 1/25W-125VAC		Switch: 20A-120VAC Pilot Light: 1/25W-125VAC
Description	Color	Cat. No.	Cat. No.
Single Pole Switch/ Pilot Light	White Ivory	5626-W 5626-I	— —
Rating	15A-120/277VAC		20A-120/277VAC
Description	Color	Cat. No.	Cat. No.
Two Single Pole Switches	White Ivory Light Almond Black Gray Brown	5634-W 5634-I 5634-T 5634-E 5634-GY 5634	5627-W 5627-I 5627-T — — 5627-B
3-Way Switch/Single Pole Switch	White Ivory Light Almond Black	5641-W 5641-I 5641-T 5641-E	— — — —
Two 3-Way Switches	White Ivory Light Almond	5643-W 5643-I 5643-T	5640-W 5640-I 5640-T
Rating	Switch: 15A-120VAC Pilot Light: 1/25W-125VAC		
Description	Color	Cat. No.	Cat. No.
3-Way Switch/ Receptacle	White Ivory Black	5645-W 5645-I 5645-E	— — —



T5625-W



5626-W



Continued on next page

Continued from previous page

## Decora® Combination Devices

15A, 20A Combination Devices  

Rating	Individual Switches: 15A-120V Device Total: 20A-120V		Individual Switches: 15A-120V Device Total: 20A-120V	
Description	Color	Cat. No.	Cat. No.	
Dual Rockers	White	1754-W	1754-2W	
	Ivory	1754-I	—	
	Light Almond	1754-T	—	
Illuminated Dual Rockers (Light is ON when top rocker is OFF)	White	1754-LW	—	
	Ivory	1754-LI	—	
Three Rockers	White	1755-W	1755-2W	
	Ivory	1755-I	1755-2I	
	Light Almond	1755-T	—	
Four function rocker switch* (Top Switch On-Off-On), with Ground lead	White	01759	—	



1755-W





\*Warning: Although each individual rocker switch is rated up to 15A-120V, the total combined load for both duplex or all three triplex switches must not exceed 20A

**Related Products**

Leviton carries a complete line of Decora® switches. **See page B-19 in the Switches & Motor Controls section for more information.** Leviton carries a complete line of Decora® receptacles. **See page C-32 in the Straight Blade Devices section for more information.** Leviton carries a complete line of Decora® GFCIs. **See page E-3 in the GFCIs and AFCIs section for more information.**



## Decora® SmartlockPro® GFCI-Protected Combination Devices

SmartlockPro® 15A, 20A GFCI-Protected Combination Devices  			
<b>Rating</b>		15A-125V @ Receptacle, 20A-125V Feed-through Switch Rating 15A, 1800W @ 120VAC	
Description	Color	Cat. No.	
Single Pole Switch and Tamper-Resistant SmartlockPro®	White	GFSW1-W	
	Ivory	GFSW1-I	
Slim GFCI-Protected Receptacle with Indicator Light	Light Almond	GFSW1-T	
SmartlockPro® GFCI Receptacle with Professional Grade Lockout   Fed Spec			
<b>Rating</b>		15A-125V @ Receptacle 20A-125V Feed-Through	20A-125V @ Receptacle 20A-125V Feed-Through
Description	Color	Cat. No.	Cat. No.
SmartlockPro® Single Outlet Tamper-Resistant GFCI Protected Receptacle with Red Pilot Light	White	GFPL1-PLW	GFPL2-PLW
	Ivory	GFPL1-PLI	GFPL2-PLI
	Light Almond	GFPL1-PLT	GFPL2-PLT
	Gray	GFPL1-PLG	GFPL2-PLG
	Black	GFPL1-PLE	GFPL2-PLE
	Brown	GFPL1-PL	GFPL2-PL
	Red	GFPL1-PLR	GFPL2-PLR
Automatic ON/OFF Sensor LED Guide Light and Tamper-Resistant SmartlockPro® GFCI-Protected Receptacle with Indicator Light*	White	GFNL1-W	GFNL2-W
	Ivory	GFNL1-I	GFNL2-I
	Light Almond	GFNL1-T	GFNL2--T
	Black	GFNL1-E	—
Hospital Grade Duplex GFCI with Guide Light and Tamper-Resistant SmartlockPro® GFCI-Protected Receptacle with Indicator Light with self-grounding clip	White	GFNL1-HGW	GFNL2-HGW
	Ivory	GFNL1-HGI	GFNL2-HGI
	Light Almond	GFNL1-HGT	GFNL2-HGT
	Gray	GFNL1-HGG	GFNL2-HGG
	Black	GFNL1-HGE	GFNL2-HGE
	Brown	GFNL1-HG	GFNL2-HG
	Red	GFNL1-HGR	GFNL2-HGR



GFSW1-W



GFPL2-PLW



GFNL1-HGR



## Decora® LED Sensor Guide Lights

Our LED Sensor Guide Light Series unites Leviton's quality Decora® wiring devices with energy-saving LED guide lights for a smart combination. The Sensor LEDs turn ON and OFF automatically in switch/guide light or tamper-resistant receptacle/guide light combinations. A full LED guide light version is perfect for hallways and stairways.

### Features and Benefits

#### All Devices

- Impact-resistant face and body
- Long-lasting energy-efficient LED with long life expectancy — no bulbs to replace
- Light sensor provides automatic ON/OFF features
- All devices have a self grounding clip
- Fit standard wall boxes
- Back or side wired

#### Tamper-Resistant Receptacle/Guide Light

- Uses two LEDs
- Shutter mechanism inside the receptacle blocks access to the contacts unless a two-or -three prong plug is inserted, helping ensure foreign objects will be locked out
- Complies with section 406.12 of the NEC Code

#### Combination Switch/Guide Light

- Uses two LEDs
- Single pole
- Neutral required

#### Full LED Guide Light

- Uses three LEDs

### 15A LED Sensor Guide Lights

Rating	15A-125VAC
--------	------------

NEMA



5-15R

#### Description

Description	Color	Cat. No.
Decora® Tamper-Resistant Receptacle/LED Guide Light	White	T6525-W
	Ivory	T6525-I
Decora® Single Pole Switch/LED Guide Light	White	6526-W
	Ivory	6526-I
	Light Almond	6526-T

Rating	1W-120VAC
--------	-----------

#### Description

Description	Color	Cat. No.
Decora® Full LED Guide Light	White	6527-W
	Ivory	6527-I
	Light Almond	6527-T



T6525-W



6527-W

## Decora® USB Charger Combination Devices

Keeping your smartphones, tablets and other electronic devices up and running is essential to staying connected to family, friends and business. Choose Leviton USB In-Wall Chargers for fast, efficient charging. With a variety styles and colors to choose from, Leviton USB In-Wall Chargers are ideal for residential and commercial applications including kitchens, bedrooms, home offices, college dormitories, airport lounges, hospitals, salons and spas, hotels, meeting rooms, cafes, restaurants and more.

### Sample USB Combination Devices



### Features and Benefits

#### All USB Charger Devices

- Smart chip recognizes and optimizes the charging requirements of the connected device
- Built-in overcurrent protection helps protect electronics from receiving too much power which can damage the device
- USB ports tested to meet the industry requirement to withstand over 10,000 insertions
- Tamper-Resistant receptacles meet the latest NEC requirements
- USB cable compatible with 3.1, 3.0, 2.0, 1.1
- Spec Grade
- Adapter-free charging of devices, more outlet space

#### USB with Power Delivery

- Charge up to 2X Faster with Power Delivery
- USB Power Delivery is a new charging standard built into devices from leading industry manufacturers and supplies a higher level of power than standard charging offers. It delivers faster charging to PD-enabled devices and is the ideal solution for tablets, laptops and other devices that require more power for optimal charging.

#### Type-C

- Type-C provides faster charging and is emerging as the standard port on many phones, tablets and laptops

#### Hospital Grade USB Chargers

- Self-grounding clip
- Extra heavy-duty impact-resistant engineering grade polymer cover

Continued on next page

Continued from previous page

**Decora® USB Charger Combination Devices****Features and Benefits****Weather-Resistant USB Receptacle**

- Weather-resistant rated to provide added protection against corrosion, UV degradation, and exposure to the elements
- Wire leads for ease of installation
- For use with NEC required While-In-Use Outdoor Cover

**SmartlockPro® Self-Test GFCI Combination USB In-Wall Chargers**

- GFCI Combination USB Type A/C or Type A/A charger options
- Patented Reset Lockout Action prevents reset if the GFCI is damaged and cannot respond to a ground-fault
- Patented bridge contact provides individual sets of contacts for GFCI receptacle face and downstream receptacles; no power will be delivered to receptacle face if improperly wired (line-load reversed)
- Trip threshold meets or exceeds UL requirements for tripping time
- Improved immunity to high frequency noise reduces nuisance tripping
- Advanced electronics provides superior resistance to electrical surges and over-voltages
- Status Indicator Light provides simple, intuitive feedback on power and protection status of the GFCI as well as indication of line/load reversal
- One-piece T-design trip latch mechanism provides efficient operation
- Silver alloy contacts — Impact-resistant thermoplastic cover and body
- TEST and RESET button colors match device face

**High Power USB**

Rating		USB Port: 60W (6A) Receptacle: 15A-125V	USB Port: 60W (6A) Receptacle: 20A-125V
Description	Color	Cat. No.	Cat. No.
Dual Type-C USB with Power Delivery (PD) In-Wall Charger with Duplex Tamper-Resistant Receptacle	White	T5636-W	T5836-W
	Ivory	T5636-I	T5836-I
	Light Almond	T5636-T	T5836-T
	Black	T5636-E	T5836-E
	Gray	T5636-G	T5836-G
	Brown	T5636-B	T5836-B



T5636-W


**Type A and Type-C with Power Delivery**

Rating		USB Port: 60W (20V@2.5A+ 5V@2A) Receptacle: 15A-125V	USB Port: 60W (20V@2.5A+ 5V@2A) Receptacle: 20A-125V
Description	Color	Cat. No.	Cat. No.
Power Delivery (PD) In-Wall Charger with Duplex Tamper-Resistant Receptacle	White	T5634-W	T5834-W
	Ivory	T5634-I	T5834-I
	Light Almond	T5634-T	T5834-T
	Black	T5634-E	T5834-E
	Gray	T5634-G	T5834-G
	Brown	T5634-B	T5834-B



T5634-W


Decora® USB Charger Combination Devices

Dual Type-C with Power Delivery 			
Rating		USB Port: 30W (6A) Receptacle: 15A-125V	USB Port: 30W (6A) Receptacle: 20A-125V
Description	Color	Cat. No.	Cat. No.
Dual Type-C USB with Power Delivery (PD) In-Wall Charger with Duplex Tamper-Resistant Receptacle	White	T5635-W	T5835-W
	Ivory	T5635-I	T5835-I
	Light Almond	T5635-T	T5835-T
	Black	T5635-E	T5835-E
	Gray	T5635-G	T5835-G
	Brown	T5635-B	T5835-B




T5635-W

Dual Type-C 			
Rating		USB Port: 30W (6A) Receptacle: 15A-125V	USB Port: 30W (6A) Receptacle: 20A-125V
Description	Color	Cat. No.	Cat. No.
Dual Type-C USB In-Wall Charger with Duplex Tamper-Resistant Receptacle	White	T5637-W	T5837-W
	Ivory	T5637-I	T5837-I
	Light Almond	T5637-T	T5837-T
	Black	T5637-E	T5837-E
	Gray	T5637-G	T5837-G
	Brown	T5637-B	T5837-B



T5637-W

Type A and Type-C 			
Rating		USB Port: 25+W (5.1A) Receptacle: 15A-125V	USB Port: 25+W (5.1A) Receptacle: 20A-125V
Description	Color	Cat. No.	Cat. No.
Type A and Type-C USB In-Wall Charger with Duplex Tamper-Resistant Receptacle	White	T5633-W	T5833-W
	Ivory	T5633-I	T5833-I
	Light Almond	T5633-T	T5833-T
	Black	T5633-E	T5833-E
	Gray	T5633-GY	T5833-GY
	Brown	T5633-B	T5833-B
Hospital Grade Type A and Type-C USB In-Wall Charger with Duplex Tamper-Resistant Receptacle	White	T5633-HGW	T5833-HGW
	Ivory	T5633-HGI	T5833-HGI
	Light Almond	T5633-HGT	T5833-HGT
	Black	T5633-HGE	T5833-HGE
	Gray	T5633-HGY	T5833-HGY
	Brown	T5633-HG	T5833-HG
	Red	T5633-HGR	T5833-HGR
Weather Resistant Type A and Type-C USB In-Wall Charger with Duplex Tamper-Resistant Receptacle	White	W5633-W	W5833-W



T5833-W

Color

To order colors, add suffix to basic Cat. No. White (-W), Ivory (-I), Light Almond (-T), Gray (-G), Black (-E) and Brown (-B).

Continued on next page




Continued from previous page

### Decora® USB Charger Combination Devices

Combination Devices

Type A and Type-C Low Power			
Rating		USB Port: 18W (3.6A) Receptacle: 15A-125V	
Description	Color	Cat. No.	
Type A and Type-C USB In-Wall Charger with Duplex Tamper-Resistant Receptacle	White	T5638-W	



T5632-HGW

Dual Type A			
Rating		USB Port: 18W (3.6A) Receptacle: 15A-125V	USB Port: 18W (3.6A) Receptacle: 20A-125V
Description	Color	Cat. No.	Cat. No.
Dual Type A USB In-Wall Charger with Duplex Tamper-Resistant Receptacle	White	T5632-W	T5832-W
	Ivory	T5632-I	T5832-I
	Light Almond	T5632-T	T5832-T
	Black	T5632-E	T5832-E
	Gray	T5632-GY	T5832-GY
	Brown	T5632-B	T5832-B
Hospital Grade Dual Type A USB In-Wall Charger with Duplex Tamper-Resistant Receptacle	White	T5632-HGW	T5832-HGW
	Ivory	T5632-HGI	T5832-HGI
	Light Almond	T5632-HGT	T5832-HGT
	Black	T5632-HGE	T5832-HGE
	Gray	T5632-HGG	T5832-HGG
	Brown	T5632-HG	T5832-HG
	Red	T5632-HGR	T5832-HGR



W5633-W



GUSB2-W

SmartlockPro® Self-Test GFCI Combination USB In-Wall Chargers			
Rating		USB Port: 24W (4.8A) Receptacle: 15A-125V, 20A Feed-Thru	USB Port: 24W (4.8A) Receptacle: 20A-125V, 20A Feed-Thru
Description	Color	Cat. No.	Cat. No.
SmartlockPro® Self-Test GFCI Combination USB Type A/C In-Wall Charger	White	GUAC1-W	GUAC2-W
	Light Almond	GUAC1-T	GUAC2-T
	Black	GUAC1-E	GUAC2-E
Self-Test GFCI Combination USB Type A In-Wall Charger	White	GUSB1-W	GUSB2-W
	Light Almond	GUSB1-T	GUSB1-T
	Black	GUSB1-E	GUSB1-E

#### Color

To order colors, add suffix to basic Cat. No. White (-W), Ivory (-I), Light Almond (-T), Gray (-G), Black (-E) and Brown (-B).

### USB Selector Tool

Which USB charging solution is right for you — visit [leviton.com/usbselectortool](http://leviton.com/usbselectortool)



#### Related Products

Leviton carries a complete line of Decora® switches. See page B-19 in the Switches & Motor Controls section for more information. Leviton carries a complete line of Decora® receptacles. See page C-28 in the Straight Blade Devices section for more information. Leviton carries a complete line of Decora® GFCIs. See page E-3 in the GFCIs and AFCIs section for more information.



Self-Test GFCI Receptacles .....	E-2
Commercial Grade .....	E-3
Spec Grade .....	E-4
Combo USB Charger.....	E-5
Extra Heavy-Duty Industrial Grade .....	E-6
Leaded GFCIs .....	E-7
Combo Pilot Light .....	E-7
Extra Heavy-Duty Hospital Grade .....	E-9
NAFTA .....	E-10
DIN Rail .....	E-11
Lev-Lok® .....	E-12
AFCI Receptacles .....	E-15
Dual Function AFCI/GFCI Receptacles .....	E-18
GFCI Cord Sets .....	E-20
GFCI User Attachables .....	E-23
GFCI Panel Mount .....	E-24



## Tamper-Resistant and Non Tamper-Resistant Self-Test GFCI Receptacles

The SmartlockPro® Self-Test GFCIs contain the latest innovation in ground-fault protection by automatically conducting a periodic internal test to confirm that the GFCI is able to respond to a ground-fault. Easy to install, they take up to 25% less space in the wallbox vs. typical GFCIs and can fit into any box, even shallow ones. These slim GFCIs provide all the reset lockout benefits of our standard SmartlockPro® offering, and are available in tamper-resistant and non tamper-resistant versions. Constructed of resilient thermoplastic and able to withstand high torque levels, self-test GFCIs come in styles for every need, including a combination guide light/receptacle and a blankface device.

### GFTR1-W


**Takes up to 25% less space in the wallbox vs. other GFCIs**




Older Model GFCI



SmartlockPro® GFCI



**Color Choices** GFCI receptacles are offered in a wide range of colors. To order colors, add suffix to Cat. No.





### SmartlockPro® Self-Test GFCIs

#### Features and Benefits

##### Self-Test

- Provides continuous ground-fault protection — detects and trips on actual ground-fault even when self-test is being conducted
- On initial power up, tests the GFCI within 3 seconds
- Auto-monitoring exceeds the UL requirement
- Auto adapts and shifts to more frequent testing if potential problem is detected
- Testing frequency regularly updates protection status
- Electronics are designed to minimize any false triggers

##### Standard

- Available in 15A and 20A versions
- Silver alloy contacts
- Impact-resistant thermoplastic cover and body
- One-piece T-design trip latch mechanism provides efficient operation
- Takes up 25% less space in the wallbox vs. other tamper-resistant GFCIs
- Terminals allow for easy wiring options — back and side wire capable
- External backwire clamps provide positive visual indication of wiring and exhibit very high holding force at standard torque levels
- Standard brass self-grounding clips (excluding WR versions)
- Patented bridge contact provides individual sets of contacts for GFCI receptacle face and downstream receptacles; no power to receptacle face if improperly wired (line-load reversed)
- Patented lockout feature for added safety prevents RESET if GFCI is not operating properly
- Status Indicator Light provides simple, intuitive feedback on power and protection status as well as indication of line/load reversal
- Advanced electronic design provides superior resistance to electrical surges and over-voltages
- Trip threshold meets or exceeds UL requirements for tripping time
- Improved immunity to high frequency noise reduces nuisance tripping
- Impact-resistant thermoplastic cover and body
- TEST and RESET button colors match device face
- Compatible with all Decora® devices and wallplates; available in select Decora® colors
- NAFTA compliant versions available
- Fed Spec Rated
- Backed by a limited 2-year warranty

##### Tamper-Resistant

- Shutter mechanism inside the receptacle blocks access to the contacts unless a two-prong or three-prong plug is inserted
- Complies with NEC® requirement mandating that all 15A and 20A receptacles installed in dwelling units be listed as tamper-resistant

##### Duplex Guide Light

- Sensor provides automatic ON/OFF based on ambient lighting
- Dual lens provides visible light with a variety of plugs or transformers
- Custom designed lenses with edge-mounted LEDs improve light dispersion
- Energy-efficient: uses approx. 1W of electricity — no bulbs to replace
- Saves space by eliminating the need to use an outlet for a plug-in night light

##### Weather-Resistant

- Designed for wet and damp locations to meet the requirements of NEC Section 406.8
- Stainless steel strap and screws
- Conformal coated PC board to protect critical components from moisture
- Cold impact resistant face and buttons
- UV stabilized plastics

##### Audible Alert

- Alarm sounds when GFCI trips, providing alert that power has been disconnected from load(s) plugged in or fed from the GFCI
- Indicator light provides visual status

##### Wi-Fi Certified/Smart

- Sends notifications and alerts via the My Leviton app directly to the user's smartphone when a trip occurs due to a ground-fault
- Provides at-a-glance protection status, if a ground-fault has occurred, if the GFCI is in test mode, and exactly which Smart GFCI has tripped in homes with multiple Smart GFCI Outlets installed
- Includes optional audible alarm that can be enabled or silenced
- An upgrade from the GFCI Outlet with Audible Trip Alert

##### Hospital Grade

- Extra heavy-duty impact-resistant PBT cover
- Passes stringent durability test required for use in healthcare facilities including plug retention and construction integrity

*Continued on next page*

# GFCI Receptacles





Tamper- and Non Tamper-Resistant | Commercial



Continued from previous page


## SmartlockPro® Self-Test GFCIs Spec Grade

E  
GFCIs and AFCIs

Back and Side Wired GFCI with Professional Grade Lockout  					
Rating	15A-125V @ Receptacle 20A-125V Feed-Through		20A-125V @ Receptacle 20A-125V Feed-Through		
NEMA	 5-15R		 5-20R		
Description	Color	Cat. No.	Cat. No.	Cat. No.	Cat. No.
		TR	Non-TR	TR	Non-TR
Duplex GFCI with LED Indicator Light (with self-grounding clip)	White	GFTR1-W	GFNT1-W	GFTR2-W	GFNT2-W
	Ivory	GFTR1-I	GFNT1-I	GFTR2-I	GFNT2-I
	Light Almond	GFTR1-T	GFNT1-T	GFTR2-T	GFNT2-T
	Gray	GFTR1-GY	GFNT1-GY	GFTR2-GY	GFNT2-GY
	Black	GFTR1-E	GFNT1-E	GFTR2-E	GFNT2-E
	Brown	GFTR1	GFNT1	GFTR2	GFNT2
	Red	—	—	—	GFNT2-R
Duplex Weather-Resistant/ Outdoor Grade GFCI with LED Indicator Light	White	GFWT1-W	GFWR1-W	GFWT2-W	GFWR2-W
	Ivory	GFWT1-I	GFWR1-I	GFWT2-I	—
	Light Almond	GFWT1-T	—	GFWT2-T	—
	Gray	GFWT1-GY	—	GFWT2-GY	—
	Black	GFWT1-E	GFWR1-E	GFWT2-E	GFWR2-E
Duplex GFCI with Guide Light, LED Indicator Light (with self-grounding clip)	White	GFNL1-W	—	GFNL2-W	—
	Ivory	GFNL1-I	—	GFNL2-I	—
	Light Almond	GFNL1-T	—	GFNL2-T	—
	Black	GFNL1-E	—	—	—
Combination GFCI with Switch, LED Indicator Light (with self-grounding clip)	White	GFSW1-W	—	—	—
	Ivory	GFSW1-I	—	—	—
	Light Almond	GFSW1-T	—	—	—
Duplex GFCI with Audible Trip Alert (with self-grounding clip)	White	GFTA1-W	—	GFTA2-W	—
	Ivory	GFTA1-I	—	GFTA2-I	—
	Light Almond	GFTA1-T	—	GFTA2-T	—
Duplex Wi-Fi Certified Smart GFCI with Optional Audible Alarm (with self-grounding clip)	White	D2GF1-W	—	D2GF2-W	—



GFTR2-W



GFWT1-W



GFNL1-W



GFRBF-W

TR: Tamper-Resistant

Blank Face Back and Side Wired GFCI with Professional Grade Lockout  		
Rating	20A-125V Feed-Through Switch Rated	
Description	Color	Cat. No.
Blank Face GFCI	White	GFRBF-W
with LED Indicator Light	Ivory	GFRBF-I
(with self-grounding clip)	Light Almond	GFRBF-T
	Black*	GFRBF-XE
	Red	GFRBF-R

\*Bulk pack only (50 pcs/MC)



**Related Products**  
Leviton has a comprehensive line of outdoor weatherproof covers and boxes that are ruggedly constructed to withstand the elements. **See pages S-26 to S-32 in the Wallplates & Covers section for more information.**

## SmartlockPro® Self-Test GFCI Combination Devices

### Features and Benefits

#### SmartlockPro® Self-Test GFCI Combination USB In-Wall Chargers

- GFCI Combination USB Type A/C or Type A/A charger options
- Patented bridge contact provides individual sets of contacts for GFCI receptacle face and downstream receptacles; no power will be delivered to receptacle face if improperly wired (line-load reversed)
- Trip threshold meets or exceeds UL requirements for tripping time
- Improved immunity to high frequency noise reduces nuisance tripping
- Advanced electronics provides superior resistance to electrical surges and over-voltages
- Patented Reset Lockout Action prevents reset if the GFCI is damaged and cannot respond to a ground-fault
- Status Indicator Light provides simple, intuitive feedback on power and protection status of the GFCI as well as indication of line/load reversal
- 4.8A USB Charger
- No data transfer capability
- Two high-powered charging ports with 24W of total power
- Smart chip recognizes and optimizes the charging requirements of individual devices
- Built-in overcurrent protection helps protect the electronics from receiving too much power, which can damage the device
- Internal thermo regulator prevents the electronics from overheating USB Ports tested to meet the industry requirement to withstand over 10,000 insertions
- Compatible with USB 3.1, 3.0, 2.0, 1.1 devices
- Tamper-resistant receptacles help prevent access by most non-rated/foreign objects
- Silver alloy contacts — Impact-resistant thermoplastic cover and body
- One-piece T-design trip latch mechanism provides efficient operation
- TEST and RESET button colors match device face
- Compatible with all Decora® devices and Decora® and Decora Plus™ screwless wallplates
- Limited Two-Year Product Warranty

#### SmartlockPro® Self-Test GFCI Combination USB In-Wall Chargers

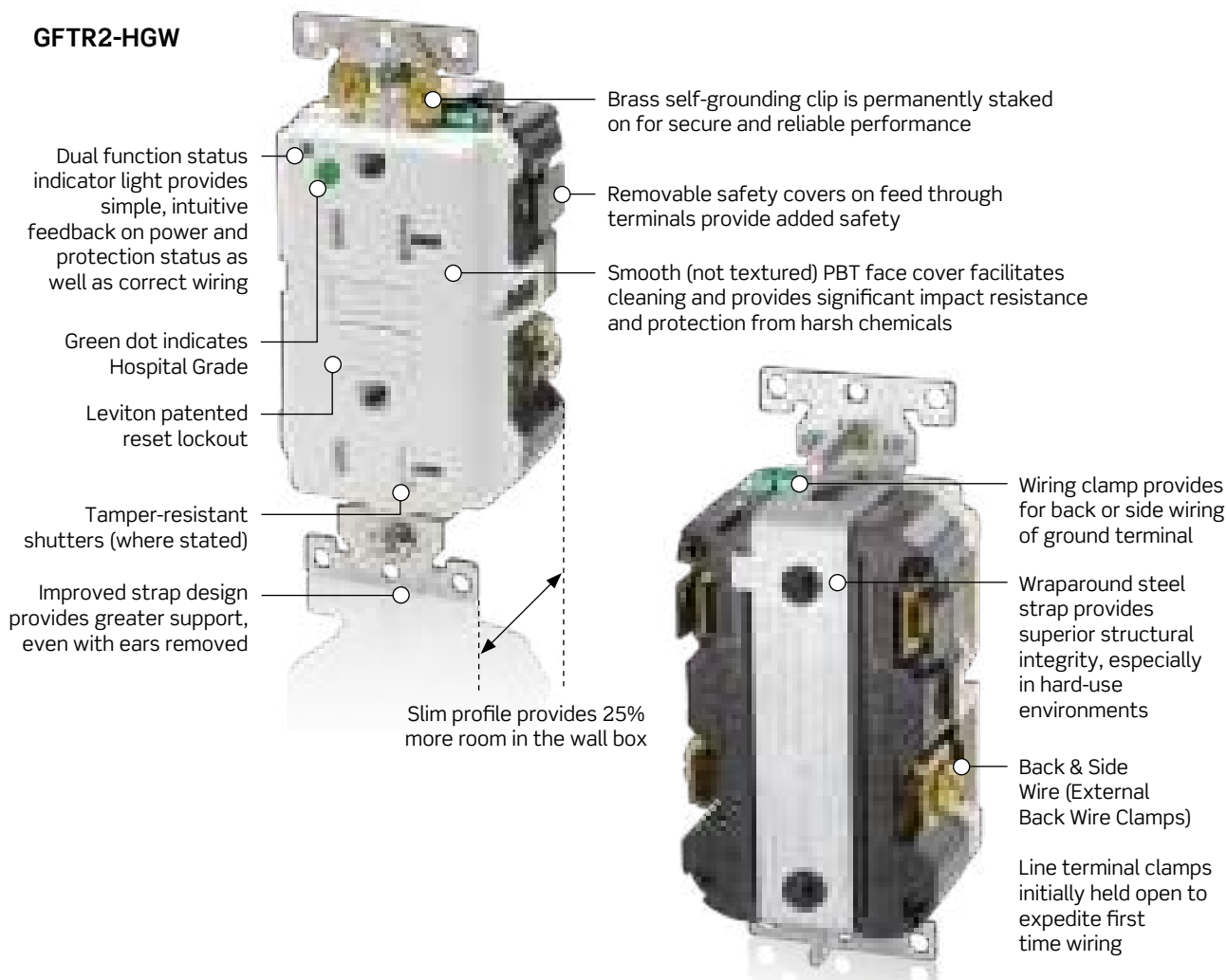
Rating		USB Port: 24W (4.8A) Receptacle: 15A-125V, 20A Feed-Thru	USB Port: 24W (4.8A) Receptacle: 20A-125V, 20A Feed-Thru
Description	Color	Cat. No.	Cat. No.
SmartlockPro® Self-Test GFCI Combination USB Type A/C In-Wall Charger	White	<a href="#">GUAC1</a>	<a href="#">GUAC2</a>
Self-Test GFCI Combination USB Type A In-Wall Charger		<a href="#">GUSB1</a>	<a href="#">GUSB2</a>



GUSB2-W

## SmartlockPro® Extra Heavy-Duty Industrial Grade Self-Test GFCI Receptacles with Professional Grade Lockout

### GFTR2-HGW



### Features and Benefits

- Patented bridge contact provides individual sets of contacts for GFCI receptacle face and downstream receptacles; no power to receptacle face if improperly wired (line-load reversal)
- Patented lockout feature for added safety prevents RESET if GFCI is not operating properly
- Provides continuous ground-fault protection — detects and trips on actual ground-fault even when self-test is being conducted
- Status Indicator Light provides simple, intuitive feedback on power and protection status as well as indication of line/load reversal
- Auto-monitoring exceeds the UL requirement. Auto adapts and shifts to more frequent testing if potential problem is detected. Testing frequency regularly updates protection status. Electronics are designed to minimize any false triggers
- Compatible with all Decora® devices and wallplates; available in select Decora® colors
- Tamper-resistant shutters meet NEC Article 406.12 requirements (where stated)
- Impact and chemical resistant PBT face for longer service life
- Improved strap design provides greater support, even with ears removed
- Fed Spec
- Backed by a limited 2-year warranty

*Continued on next page*

Continued from previous page

**SmartlockPro® Extra Heavy-Duty Industrial Grade Self-Test GFCI Receptacles with Professional Grade Lockout**

**Features and Benefits**

**Isolated Ground GFCI**

- Isolated ground terminal pre-wired for quick assembly

**Leaded**

- Include #12 AWG TEW line and load leads plus a ground wire for broadest installation flexibility
- Terminals are enclosed for added safety

**Pilot Light GFCI**


- Long-lasting, energy efficient LEDs with 20-year life expectancy — no bulbs to replace
- High-visibility power indicator illuminates when power to the receptacle is present
- Ideal for equipment protection on dedicated branch circuits

**Back and Side Wired GFCI Ⓢ Ⓢ Fed Spec**

Rating		15A-125V @ Receptacle 20A-125V Feed-Through	20A-125V @ Receptacle 20A-125V Feed-Through
NEMA		 5-15R	 5-20R
Description	Color	Cat. No.	Cat. No.
Extra Heavy-Duty, Duplex GFCI	White	G5262-W	G5362-W
	Ivory	G5262-I	G5362-I
	Light Almond	G5262-T	G5362-T
	Gray	G5262-GY	G5362-GY
	Black	G5262-E	G5362-E
	Brown	G5262	G5362
Extra Heavy-Duty, Duplex GFCI, Tamper-Resistant	White	G5262-TW	G5362-TW
	Ivory	G5262-TI	G5362-TI
	Light Almond	G5262-TT	G5362-TT
	Gray	G5262-TGY	G5362-TGY
	Black	G5262-TE	G5362-TE
	Brown	G5262-T0	G5362-T0
Extra Heavy-Duty, Duplex GFCI, Tamper- and Weather-Resistant	White	G5262-WTW	G5362-WTW
	Ivory	G5262-WTI	G5362-WTI
	Light Almond	G5262-WTT	G5362-WTT
	Gray	G5262-WTG	G5362-WTG
	Black	G5262-WTE	G5362-WTE
	Brown	G5262-WT	G5362-WT
Extra Heavy-Duty, Two Marked Controlled Duplex GFCI, Tamper-Resistant	White	—	G5362-2TW
	Ivory	—	G5362-2TI
	Light Almond	—	G5362-2TT
	Gray	—	G5362-2TG
	Black	—	G5362-2TE
	Brown	—	G5362-2T
	Red	—	G5362-2TR
	Green	—	G5362-2TN



G5362-WTW



G5362-2TN

Continued on next page

# GFCI Receptacles


Extra Heavy-Duty | **Industrial**



Continued from previous page

## Back and Side Wired GFCI Fed Spec

Rating	15A-125V @ Receptacle 20A-125V Feed-Through		20A-125V @ Receptacle 20A-125V Feed-Through	
NEMA	5-15R		5-20R	
Description	Color	Cat. No.	Cat. No.	Cat. No.
Extra Heavy-Duty, Duplex GFCI, Tamper-Resistant, Isolated Ground	White	GFTR1-IGW	GFTR2-IGW	
	Ivory	GFTR1-IGI	GFTR2-IGI	
	Light Almond	GFTR1-IGT	GFTR2-IGT	
	Gray	GFTR1-IGG	GFTR2-IGG	
	Black	GFTR1-IGE	GFTR2-IGE	
	Brown	GFTR1-IG	GFTR2-IG	
	Red	GFTR1-IGR	GFTR2-IGR	
	Orange	GFTR1-IGO	GFTR2-IGO	
Extra-Heavy Duty, Duplex GFCI, Tamper-Resistant, 3-Wire Lead	White	GFTR1-3LW	GFTR2-3LW	
	Ivory	GFTR1-3LI	GFTR2-3LI	
	Light Almond	GFTR1-3LE	—	
Extra Heavy-Duty Duplex GFCI, Tamper-Resistant, 5-Wire Lead	White	GFTR1-5LW	GFTR2-5LW	
	Ivory	GFTR1-5LI	GFTR2-5LI	
	Light Almond	GFTR1-5LT	GFTR2-5LT	
	Gray	GFTR1-5LG	GFTR2-5LG	
	Black	GFTR1-5LE	GFTR2-5LE	
	Brown	GFTR1-5L	GFTR2-5L	
Extra Heavy-Duty, Single GFCI, Tamper-Resistant, with Pilot Light	White	GFPL1-PLW	GFPL2-PLW	
	Ivory	GFPL1-PLI	GFPL2-PLI	
	Light Almond	GFPL1-PLT	GFPL2-PLT	
	Gray	GFPL1-PLG	GFPL2-PLG	
	Black	GFPL1-PLE	GFPL2-PLE	
	Brown	GFPL1-PL	GFPL2-PL	
	Red	GFPL1-PLR	GFPL2-PLR	



GFTR1-IGO



GFPL2-PLW



GFTR2-5LW

E  
GFCIs and AFCIs

## Extra Heavy-Duty Hospital Grade SmartlockPro® Self-Test GFCI Receptacles

Back and Side Wired GFCI with Professional Grade Lockout   Fed Spec					
Rating		15A-125V @ Receptacle 20A-125V Feed-Through		20A-125V @ Receptacle 20A-125V Feed-Through	
NEMA					
		5-15R		5-20R	
Description	Color	Cat. No.	Cat. No.	Cat. No.	Cat. No.
		TR*	Non-TR**	TR*	Non-TR**
Extra Heavy-Duty, GFCI Duplex Receptacle with LED Indicator Light (with self-grounding clip)	White	GFTR1-HGW	GFNT1-HGW	GFTR2-HGW	GFNT2-HGW
	Ivory	GFTR1-HGI	GFNT1-HGI	GFTR2-HGI	GFNT2-HGI
	Light Almond	GFTR1-HGT	GFNT1-HGT	GFTR2-HGT	GFNT2-HGT
	Gray	GFTR1-HGG	GFNT1-HGG	GFTR2-HGG	GFNT2-HGG
	Black	GFTR1-HGE	GFNT1-HGE	GFTR2-HGE	GFNT2-HGE
	Brown	GFTR1-HG	GFNT1-HG	GFTR2-HG	GFNT2-HG
	Red	GFTR1-HGR	GFNT1-HGR	GFTR2-HGR	GFNT2-HGR
Extra Heavy-Duty, GFCI Duplex Receptacle with Guide Light and LED Indicator Lights (with self-grounding clip)	White	GFNL1-HGW	—	GFNL2-HGW	—
	Ivory	GFNL1-HGI	—	GFNL2-HGI	—
	Light Almond	GFNL1-HGT	—	GFNL2-HGT	—
	Gray	GFNL1-HGG	—	GFNL2-HGG	—
	Black	GFNL1-HGE	—	GFNL2-HGE	—
	Brown	GFNL1-HG	—	GFNL2-HG	—
Extra Heavy-Duty, Weather-Resistant Outdoor Grade GFCI Duplex Receptacle with LED Indicator Light	White	GFWT1-HGW	—	GFWT2-HGW	—
	Ivory	GFWT1-HGI	—	GFWT2-HGI	—
	Light Almond	GFWT1-HGT	—	GFWT2-HGT	—
	Gray	GFWT1-HGG	—	GFWT2-HGG	—
	Black	GFWT1-HGE	—	GFWT2-HGE	—
	Brown	GFWT1-HG	—	GFWT2-HG	—
Red	GFWT1-HGR	—	GFWT2-HGR	—	

\*TR versions are Tamper-Resistant and feature a shutter mechanism inside the receptacle that blocks access to the contacts unless a two-prong plug is inserted.  
 \*\*Non-TR versions are not Tamper-Resistant



E  
GFCIs and AFCIs

### SPOTLIGHT

#### NAFTA/ARRA Compliant

Leviton is the smart choice for GFCIs, Lighting Controls, Occupancy/Vacancy Sensors, Relay Control Panels, Submeters and Entertainment Lighting products that meet NAFTA (North American Free Trade Agreement) or ARRA (American Recovery and Reinvestment Act) requirements. For an up-to-date, comprehensive listing of Leviton's NAFTA or ARRA compliant products go to [www.leviton.com/usa](http://www.leviton.com/usa).





**Related Products**  
 For more information on our Portable GFCI devices and User Attachable GFCIs **see section I, Temporary Power.**

## SmartlockPro® Self Test NAFTA Compliant GFCI Receptacles with Professional Grade Lockout

NAFTA Compliant SmartlockPro® Self-Test GFCIs are available for projects subject to the provisions of the North American Free Trade Agreement.

E  
GFCIs and AFCIs

Back and Side Wired GFCI with Professional Grade Lockout   Fed Spec					
Rating		15A-125V @ Receptacle 20A-125V Feed-Through		20A-125V @ Receptacle 20A-125V Feed-Through	
NEMA		 5-15R		 5-20R	
Description	Color	Cat. No.	Cat. No.	Cat. No.	Cat. No.
		TR*	Non-TR*	TR*	Non-TR*
NAFTA Compliant Self-Test GFCI with LED Indicator Light (with self-grounding clip)	White	GFTR1-FW	GFNT1-FW	GFTR2-FW	GFNT2-FW
	Ivory	GFTR1-FI	GFNT1-FI	GFTR2-FI	GFNT2-FI
Extra Heavy-Duty Hospital Grade NAFTA Compliant Self-Test Duplex GFCI with LED Indicator Light (with self-grounding clip)	White	GFTR1-HFW	GFNT1-HFW	GFTR2-HFW	GFNT2-HFW
	Ivory	GFTR1-HFI	GFNT1-HFI	GFTR2-HFI	GFNT2-HFI
	Light Almond	GFTR1-HFT	GFNT1-HFT	GFTR2-HFT	GFNT2-HFT
	Gray	GFTR1-HFG	GFNT1-HFG	GFTR2-HFG	GFNT2-HFG
	Black	GFTR1-HFE	GFNT1-HFE	GFTR2-HFE	GFNT2-HFE
	Brown	GFTR1-HF	GFNT1-HF	GFTR2-HF	GFNT2-HF
	Red	GFTR1-HFR	GFNT1-HFR	GFTR2-HFR	GFNT2-HFR



GFTR2-HFR

\*Tamper-Resistant.

\*\*Not Tamper-Resistant



## SmartlockPro® DIN Rail Self-Test GFCI Receptacles

### Features and Benefits

- Mounting clip provides easy installation in equipment cabinets
- GFCI has two terminals blocks, one for the line side and one for feed-thru
- Terminal block accepts #22-#12 AWG conductors
- 10kA SCCR
- GFCI receptacle is Fed Spec W-C 596 rated

### Extra Heavy-Duty Industrial Specification Grade DIN Rail GFCI Module

Rating	15A-125V 20A Feed-Through	20A-125V 20A Feed-Through
NEMA	 5-15R	 5-20R
Description	Color	Cat. No.
Duplex Receptacle with Indicator Light	Black	GFNT1-DIN
		GFNT2-DIN



GFNT1-DIN




### Related Products

For more information on our Decora Plus™ Industrial grade DIN Rail-Mount Duplex receptacles **see page C-35 in the Straight Blade Devices section.**

## Lev-Lok® SmartlockPro® Self-Test GFCI Receptacles

Leviton's Extra Heavy-Duty SmartlockPro® Self-Test GFCI modular receptacles are the perfect solution for those locations that require the added safety of ground-fault protection, such as restrooms and kitchens. Suitable for use in all 15A or 20A, 125V commercial applications, these devices are offered in standard and tamper-resistant duplex receptacle versions. With ideal time-saving benefits and excellent safety features like automatic GFCI testing after RESET and built-in end-of-life indication, Leviton's GFCI modular receptacles are the perfect choice for safety.

### MGFT2-W



## Lev-Lok® SmartlockPro® Self-Test GFCI Receptacles

### Features and Benefits

- Provides continuous ground-fault protection — detects and trips on actual ground-fault even when self-test is being conducted
- Constructed with impact-resistant PBT cover
- Large triple-wipe, brass “T” line contacts on 20A for superior contact and conductivity
- Status Indicator Light provides simple, intuitive feedback on power and protection status as well as indication of line/load reversal
- Electronics are designed to minimize any false triggers
- Right Angle Wiring module’s thin profile makes it easier to place GFCI receptacle in the box
- #12 AWG THHN wire leads, 6" length on MSTWL series wiring modules
- Wiring module locks and latches to the receptacle body providing double the connection security
- Receptacle to be installed only with Leviton MSTWL series wiring modules
- MSTWL wiring module sold separately

## SmartlockPro® Extra Heavy-Duty Industrial Specification Grade Self-Test Decora Plus™ GFCI Receptacles

2-Pole, 3-Wire Grounding 			
Rating		15A-125V	20A-125V
NEMA		 5-15R	 5-20R
Description	Color	Cat. No.	Cat. No.
Duplex	White	MGFN1-W	MGFN2-W
	Ivory	MGFN1-I	MGFN2-I
	Light Almond	MGFN1-T	MGFN2-T
	Gray	MGFN1-GY	MGFN2-GY
	Black	MGFN1-E	MGFN2-E
	Brown	MGFN1	MGFN2
	Red	MGFN1-R	MGFN2-R
Duplex, Tamper-Resistant	White	MGFT1-W	MGFT2-W
	Ivory	MGFT1-I	MGFT2-I
	Light Almond	MGFT1-T	MGFT2-T
	Gray	MGFT1-GY	MGFT2-GY
	Black	MGFT1-E	MGFT2-E
	Brown	MGFT1	MGFT2
	Red	MGFT1-R	MGFT2-R



MGFT2-HGR

## SmartlockPro® Extra Heavy-Duty Hospital Grade Self-Test Decora Plus™ GFCI Receptacles

2-Pole, 3-Wire Grounding  Fed Spec			
Rating	15A-125V		20A-125V
NEMA		5-15R	
Description	Color	Cat. No.	Cat. No.
Duplex	White	MGFN1-HGW	MGFN2-HGW
	Ivory	MGFN1-HGI	MGFN2-HGI
	Light Almond	MGFN1-HGT	MGFN2-HGT
	Gray	MGFN1-HGG	MGFN2-HGG
	Black	MGFN1-HGE	MGFN2-HGE
	Brown	MGFN1-HG	MGFN2-HG
	Red	MGFN1-HGR	MGFN2-HGR
Duplex, Tamper-Resistant	White	MGFT1-HGW	MGFT2-HGW
	Ivory	MGFT1-HGI	MGFT2-HGI
	Light Almond	MGFT1-HGT	MGFT2-HGT
	Gray	MGFT1-HGG	MGFT2-HGG
	Black	MGFT1-HGE	MGFT2-HGE
	Brown	MGFT1-HG	MGFT2-HG
	Red	MGFT1-HGR	MGFT2-HGR



MGFN1-HGI



MSTWL-A  
Wiring Module

## Lev-Lok® Wiring Modules

Lev-Lok® Receptacle Wiring Modules			
Device Type	Description	Color	Cat. No.
Receptacles	Stranded	White	MSTWL-A
	Stranded with Push-Wire Connectors	White	MSTWL-WST
	Stranded for Emergency Circuits	Red	MSTWL-R
	Stranded for Isolated Ground Circuits	Orange	MSTWL-IG
	Stranded with Push-Wire Connectors for Isolated Ground Circuits	Orange	MSTWL-WIG
	Solid	White	MSTWL-SDA
	Solid for Isolated Ground Circuits	Orange	MSTWL-SIG
	Solid with Push-Wire Connectors	White	MSTWL-WSD
	Stranded XHHW-2 Wire for Low Leakage Circuits*	White	MSTWL-XA**
	Stranded XHHW-2 Wire for Low Leakage Circuits	White	MSTWL-XI**
	Stranded XHHW-2 Wire for Low Leakage Circuits	White	MSTWL-XN**

\*With orange, brown and green wires.

\*\*Add suffix of 0 for 6", 1 for 12", 2 for 24" or 3 for 36" long leads; please allow 4 to 6 weeks for delivery

### SPOTLIGHT Self-Test


The UL943 standard requires all GFCI receptacle manufacturers to produce GFCIs with an auto-monitoring (self-test) feature that automatically conducts a periodic internal test to confirm the GFCI is able respond to a ground-fault. If a problem is detected during the self-test, the GFCI must automatically trip and deny power or provide a visual and/or audible indication. For more information visit [www.leviton.com/gfci](http://www.leviton.com/gfci).



## AFCI Devices

SmartlockPro® Outlet Branch Circuit (OBC) AFCI Devices offer advanced technology to help protect against electrical fires. These devices are designed to interrupt power in the event potentially hazardous arcing is detected, which could originate from a number of sources including damaged wires and cords. Meeting the latest UL requirements for OBC AFCI outlets, they provide protection against series and parallel arcs. SmartlockPro® OBC AFCI devices feature Leviton's patented reset lockout and tamper-resistant technology. AFCI's are now required by the National Electrical Code® (NEC) in many areas of the home.

### AFTR1-W

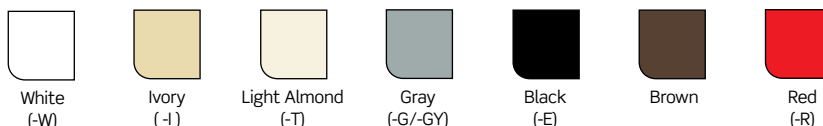


### Features and Benefits

- Use of TEST and RESET buttons is similar to traditional GFCI receptacles of which consumers have become familiar with. This translates into greater acceptance of the technology and a more user-friendly platform
- Meets or exceeds latest UL 1699A requirements for arc detection and tripping requirements on both series and parallel arcs
- TR symbol on the strap indicates the device's compliance with the latest NEC® requirements for tamper-resistant receptacles in residences and childcare facilities
- Device design reduces nuisance tripping
- Impact-resistant thermoplastic cover and body

*Continued on next page*

**Color Choices** AFCI devices are offered in a wide range of colors. To order colors, add suffix to Cat. No.



Continued from previous page

### SmartlockPro® Outlet Branch Circuit AFCI Devices

#### Features and Benefits

- Superior resistance to electrical surges and over-voltages
- Expanded wiring options with nine back-wire holes (two for each line and load connection plus one for ground with an internal clamp)
- Silver alloy contacts
- Coordinates with all Decora® devices and wallplates; available in select colors
- Packed with coordinating wallplate (except AFRBF)
- Backed by a limited 2-year warranty

#### Blank Face

- May be used for outlet branch circuits where AFCI protection is desired but is located where an outlet is not needed
- May be used on circuits feeding lighting loads as well as other loads such as smoke detectors where a receptacle is not used
- Ideal for installation in locations to make AFCI protection “readily accessible” per NEC requirements

#### AFCI/Switch

- Combination AFCI and single pole switch
- Use for new circuits or modifications to existing circuits where a switch is the first outlet in a branch circuit

#### Lockout Action

- Automatically tests the AFCI every time the RESET button is depressed; the AFCI will not reset if the AFCI circuit is not functioning properly
- Leviton’s patented reset/lockout technology prevents the AFCI from being reset in the event of a line-load reversal and stops power from being fed to the AFCI receptacle face or through to downstream devices; an illuminated green LED indicator on the AFCI’s face should alert an installer to a line-load wiring reversal if the device is in the tripped state

### SmartlockPro® Outlet Branch Circuit AFCI Receptacles

#### Back and Side Wired AFCI w Reset/Lockout

Rating	15A-125V @ Receptacle 20A-125V Feed-Through	20A-125V @ Receptacle 20A-125V Feed-Through	
NEMA	 5-15R	 5-20R	
Description	Color	Cat. No.	Cat. No.
Tamper-Resistant Outlet	White	AFTR1-W	AFTR2-W
Branch Circuit AFCI	Ivory	AFTR1-I	AFTR2-I
Receptacle with LED Indicator	Light Almond	AFTR1-T	AFTR2-T
	Gray	AFTR1-GY	AFTR2-GY
	Black	AFTR1-E	AFTR2-E
	Brown	AFTR1	AFTR2



AFTR1-W

#### Heavy-Duty Hospital Grade Back and Side Wired AFCI w Reset/Lockout Fed Spec

Rating	15A-125V @ Receptacle 20A-125V Feed-Through	20A-125V @ Receptacle 20A-125V Feed-Through	
NEMA	 5-15R	 5-20R	
Description	Color	Cat. No.	Cat. No.
Tamper-Resistant Outlet Branch	White	AFTR1-HGW	AFTR2-HGW
Circuit AFCI Receptacle with LED	Ivory	AFTR1-HGI	AFTR2-HGI
Indicator, Hospital Grade	Light Almond	AFTR1-HGT	AFTR2-HGT
	Gray	AFTR1-HGG	AFTR2-HGG
	Black	AFTR1-HGE	AFTR2-HGE
	Brown	AFTR1-HG	AFTR2-HG
	Red	AFTR1-HGR	AFTR2-HGR



AFTR2-HGW

Continued on next page

Continued from previous page

## SmartlockPro® Outlet Branch Circuit AFCI Receptacles

Combination AFCI/Switch, Back and Side Wired <sup>UL</sup> <sup>CS</sup>		
Rating		15A-125V Switch 20A-125V Feed-Through
Description	Color	Cat. No.
Outlet Branch Circuit	White	AFSW1-W
Combination AFCI/Switch	Ivory	AFSW1-I
with LED Indicator Light	Light Almond	AFSW1-T
Blank Face Back and Side Wired AFCI with Professional Grade Lockout <sup>UL</sup> <sup>CS</sup>		
Rating		20A-125V Feed-Through
Description	Color	Cat. No.
Blank Face Outlet Branch Circuit	White	AFRBF-W
AFCI with LED Indicator Light	Ivory	AFRBF-I
	Light Almond	AFRBF-T



AFSW1-W



AFRBF-W

## SmartlockPro® Dual Function AFCI/GFCI Receptacles

The SmartlockPro® Dual Function AFCI/GFCI Receptacle offers advanced technology to help protect against electrical fires and electrical shock hazards. These devices are designed to interrupt power in the event that a potentially hazardous arc-fault or ground-fault is detected. The SmartlockPro® Dual Function AFCI/GFCI Receptacle offers a National Electrical Code® (NEC®) compliant option for AFCI/GFCI protection in residential kitchens and laundry areas for new construction, modifications or extensions, and replacement receptacles. It is also ideal as a replacement for ungrounded receptacles, satisfying NEC requirements for both AFCI and GFCI protection.

### Features and Benefits

- Meets NEC® requirements for AFCI and GFCI protection in residential kitchens and laundry areas for new circuits, circuit modifications or extensions and replacement receptacles
- Meets the latest UL standard for auto-monitoring (self-test) by periodically conducting an automatic internal test to confirm that GFCI protected power is available
- Patented reset lockout prevents reset if damaged and cannot respond to an arc-fault or ground-fault or line and load wires were reversed during installation
- Replaces a standard receptacle and has TEST and RESET buttons on face for localized testing and resetting
- Tamper-resistant to comply with the latest NEC® requirements
- Trip threshold meets or exceeds UL requirements for tripping time on ground-faults and on both series and parallel arcs for optimal safety
- Packaged with coordinating wallplate
- Patented bridge contact design provides individual sets of contacts for receptacle face and downstream receptacles
- Improved immunity to high frequency noise reduces nuisance tripping
- Superior resistance to electrical surges and over-voltages enhancing reliability
- Status Indicator Light provides simple, intuitive feedback on power and protection status as well as indication of line/load reversal
- One-piece T-design trip latch mechanism provides efficient operation
- Impact-resistant thermoplastic cover and body for durability
- Expanded wiring options with nine back-wire holes (two for each line and load connection plus one for ground with an internal clamp) for easy installation
- Silver alloy contacts

*Continued on next page*

### SPOTLIGHT

#### Self-Test





*The UL943 standard requires all GFCI receptacle manufacturers to produce GFCIs with an auto-monitoring (self-test) feature that automatically conducts a periodic internal test to confirm the GFCI is able respond to a ground-fault. If a problem is detected during the self-test, the GFCI must automatically trip and deny power or provide a visual and/or audible indication. For more information visit [www.leviton.com/gfci](http://www.leviton.com/gfci).*





Continued from previous page

SmartlockPro® Dual Function AFCI/GFCI Receptacles

Back and Side Wired AFCI/GFCI with Reset/Lockout  				
Rating		15A-125V @ Receptacle 20A-125V Feed-Through	20A-125V @ Receptacle 20A-125V Feed-Through	
NEMA				
		5-15R	5-20R	
Description	Color	Cat. No.	Cat. No.	
Tamper-Resistant Dual Function AFCI/GFCI Receptacle with LED Indicator Light	White	AGTR1-W	AGTR2-W	
	Ivory	AGTR1-I	AGTR2-I	
	Light Almond	AGTR1-T	AGTR2-T	
	Gray	AGTR1-GY	AGTR2-GY	
	Black	AGTR1-E	AGTR2-E	
	Brown	AGTR1	AGTR2	
Tamper-Resistant Dual Function AFCI/GFCI Receptacle with LED Indicator Light Hospital Grade	White	AGTR1-HGW	AGTR2-HGW	
	Ivory	AGTR1-HGI	AGTR2-HGI	
	Light Almond	AGTR1-HGT	AGTR2-HGT	
	Gray	AGTR1-HGG	AGTR2-HGG	
	Black	AGTR1-HGE	AGTR2-HGE	
	Brown	AGTR1-HG	AGTR2-HG	
	Red	AGTR1-HGR	AGTR2-HGR	





AGTR1-W



AGTR1-HGW



AGRBF-W

Blank Face Back and Side Wired AFCI/GFCI with Professional Grade Lockout  		
Rating		20A-125V Feed-Through Switch Rated
Description	Color	Cat. No.
Blank Face AFCI/GFCI with LED Indicator Light (with self-grounding clip)	White	AGRBF-W
	Ivory	AGRBF-I
	Light Almond	AGRBF-T

## GFCI Cord Sets

### Automatic and Manual Reset GFCI Devices

Leviton's automatic and manual reset GFCI devices are now sleeker and more rugged than ever. These fully OSHA compliant devices are also perfect for use in a variety of temporary power applications, such as recreation and marine vehicles, portable pools and generators, submersible pumps, vending machines and more.

#### Features and Benefits

- Rainproof, outdoor rated GFCI module
- Fully complies with NEC and OSHA regulations for construction sites
- Manual Reset Cord Sets (yellow body) will NOT automatically reset ON when power is applied or restored after a power interruption — RESET button must be actuated
- Automatic Reset Cord Sets (black body) will automatically reset ON when plugged in or when power is restored after a power interruption
- Power indicator light goes OFF if GFCI trips, power is interrupted, or GFCI is unplugged
- Open-neutral protection immediately trips the GFCI if the neutral conductor on the line side is opened, eliminating the possibility of the GFCI having a live hot leg
- Custom cord lengths and configurations available as special order
- Impact-resistant thermoplastic cover and body
- Water-resistant enclosure is sealed by ultrasonic welding
- Fully complies with NEC and OSHA regulations for construction sites
- UL/CSA listed cord sets and user-attachables; UL recognized power supply cords; complies with UL
- CSA certified
- Satisfies UL 943 Certification Requirement, which now requires all GFCIs to be self-test

#### GFCI Cord Sets — Manual (Yellow) and Automatic Reset (Black)

**MANUAL RESET (YELLOW)** models require manual actuation to restore power to connected equipment providing an extra level of safety




Weather-resistant SJTW cables

Equipped with Industrial Grade plugs and connectors to provide long service life in heavy-duty applications

Power Indicator lights go OFF if GFCI trips, power is interrupted or line cord is unplugged

**AUTOMATIC RESET (BLACK)** models automatically restore power to connected equipment when plugged in or after power interruption and are ideal for hard to access locations



Polycarbonate, ultrasonically welded bodies provide long service life and excellent resistance to harsh weather

RTV injected at cord entrance and exit of the housings for better protection against moisture intrusion

*Continued on next page*

Continued from previous page

### Automatic Reset GFCI Cord Sets and Power Supply Cords

Automatic Reset GFCI Cord Sets and Power Supply Cords		
Rating	NEMA Plug	NEMA Connector
NEMA	 5-15P	 5-15R
Description	Cat. No.	
15 A, 2 ft. Cord Set, Molded-On Plug and Connector, Straight Blade, 14/3 SJTW Cord, Self-Test	GSCA1-2C	
15 A, 3 ft. Cord Set, Molded-On Plug and Triple Tap Connector, Straight Blade, 14/3 SJTW Cord, Self-Test	GSCA1-3TC	
15 A, 6 ft. Cord Set, Molded-On Plug and Connector, Straight Blade, 14/3 SJTW Cord, Self-Test	GSCA1-6C	
15 A, 25 ft. Cord Set, Molded-On Plug and Connector, Straight Blade, 14/3 SJTW Cord, Self-Test	GSCA1-25C	
15 A, 37 ft. Cord Set, Molded-On Plug and <b>No Connector</b> , Straight Blade, 14/3 SJTW Cord, Self-Test	GSCA1-37E	—
Rating	NEMA Plug	NEMA Connector
NEMA	 5-20P	 5-20R
Description	Cat. No.	
20 A, 3 ft. Cord Set, Molded-On Plug and Connector, Straight Blade, 12/3 SJTW Cord, Self-Test	GSCA2-3C	
20 A, 37 ft. Cord Set, Molded-On Plug and <b>No Connector</b> , Straight Blade, 12/3 SJTW Cord, Self-Test	GSCA2-37E	—



GSCA1-2C



GSCA2-3C

Continued on next page

### SPOTLIGHT

#### Temporary Power





Leviton offers a comprehensive line of temporary power products for the commercial, industrial and entertainment market segments. See Section J, our Temporary Power Section, for our full temporary power offering, or visit us online at [www.leviton.com/temppower](http://www.leviton.com/temppower).



Continued from previous page

## Manual Reset GFCI Cord Sets and Power Supply Cords

E  
GFCIs and AFCIs

Manual Reset GFCI Cord Sets and Power Supply Cords  		
Rating	NEMA Plug	NEMA Connector
NEMA	 5-15P	 5-15R
Description	Cat. No.	
15 A, 3 ft. Heavy Duty Cord Set, Black & White® Plug and Connector, Straight Blade, 12/3 SJTW Cord, Self-Test	GSCM1-3C	
15 A, 3 ft. Heavy Duty Cord Set, Black & White® Plug and Triple Tap Connector, Straight Blade, 12/3 SJTW Cord, Self-Test	GSCM1-3TC	
15 A, 25 ft. Cord Set, Black & White® Plug and Connector, 14/3 SJTW Cord, Self-Test	GSCM1-25C	
20 A, 3 ft. Cord Set, Black & White® Plug and Connector, Straight Blade, 12/3 SJTW Cord, Self-Test	GSCM2-3C	
20 A, 3 ft. Cord Set, Wetguard® Plug and Connector, Straight Blade, 12/3 SJTW Cord, Self-Test	GSCM2-3WC	



GSCM1-3C

### SPOTLIGHT

#### Temporary Power

Leviton offers a comprehensive line of temporary power products for the commercial, industrial and entertainment market segments. See Section J, our Temporary Power Section, for our full temporary power offering, or visit us online at [www.leviton.com/tempower](http://www.leviton.com/tempower).



## GFCI User Attachables

### Features and Benefits

- UL 943 Class A GFCI operation with open-neutral protection
- May be pre-wired to cable of any specified length up to 50 feet
- Accept — #18 thru #12 cord sizes Type SJ or ST
- Power indicator light goes off if GFCI trips, power is interrupted or GFCI is unplugged
- Backed by a limited 2-year warranty




### GFCI User-Attachables — Manual and Automatic Reset

**MANUAL RESET (YELLOW)** models require manual actuation to restore power to connected equipment providing an extra level of safety

**AUTOMATIC RESET (BLACK)** models automatically restore power to connected equipment when plugged in or after power interruption and are ideal for hard to access locations



### GFCI User Attachable Devices

Automatic Reset User-Attachable Devices*  	
Rating	NEMA Plug
NEMA	 5-15P
Description	Cat. No.
15 A, Right-Angle GFCI Plug, Grounded, Self-Test	GSRA1
15 A, Right-Angle GFCI Plug, Grounded, Self-Test, BULK (20)	GSRA1-1

Continued on next page



GSRA1

Continued from previous page

### GFCI User Attachable Devices

Automatic Reset User-Attachable Devices*	
Rating	NEMA Plug
NEMA	 5-20P
Description	Cat. No.
20 A, Right-Angle GFCI Plug, Grounded, Self-Test	G5RA2
20 A, Right-Angle GFCI Plug, Grounded, Self-Test, BULK (20)	G5RA2-1
20 A, In-Line GFCI Plug, Grounded, Self-Test	G5IA2
Manual Reset User-Attachable Devices*	
Rating	NEMA Plug
NEMA	 5-15P
Description	Cat. No.
15 A, Right-Angle GFCI Plug, Grounded, Self-Test	G5RM1
15 A, Right-Angle GFCI Plug, Grounded, Self-Test, BULK (20)	G5RM1-1
Rating	NEMA Plug
NEMA	 5-20P
Description	Cat. No.
20 A, Right-Angle GFCI Plug, Grounded, Self-Test	G5RM2
20 A, Right-Angle GFCI Plug, Grounded, Self-Test, BULK (20)	G5RM2-1
20 A, In-Line GFCI Plug, Grounded, Self-Test	G5IM2



G5RA2



G5RM1

## GFCI Panel Mount

### Features and Benefits

- Satisfies latest UL 943 self-test requirement
- Improves safety — protect critical personnel from electrical shocks
- Withstands outdoor conditions - rainproof and outdoor rated devices are OSHA compliant
- Ideal for — vending machines, construction sites, RV parks, marinas, and spas/hot tubs
- Automatic reset — automatically restore power to connected equipment when plugged in or after power interruption

### Panel Mount GFCI with Hi/Lo Voltage Detection

Description	Cat. No.
20 A, Panel Mount GFCI, Self-Test	G5PA2-Y



G5PA2-Y



## Locking Devices

# F

NEMA Locking Devices.....	F-2
15 Amp Locking Devices.....	F-5
20 Amp Locking Devices.....	F-7
30 Amp Locking Devices.....	F-10
Non-NEMA Locking Devices .....	F-14
15 Amp Non-NEMA Locking Devices .....	F-14
20 Amp Non-NEMA Locking Devices .....	F-15
30 Amp Non-NEMA Locking Devices .....	F-16
50 Amp Non-NEMA Locking Devices .....	F-17
Plug & Connector Boots.....	F-20
Power Interrupting Devices.....	F-21
Wetguard® Watertight Locking Plugs, Connectors, Inlets, Outlets and Receptacles .....	F-22
Wetguard® FD Box System .....	F-27
Wetguard® Switch Cover, Plate and Replacement Covers .....	F-30
Dustguard® .....	F-31
Rhino-Hide® NEMA Wiring Devices .....	F-32
Midget Locking Devices .....	F-34
Combo Locking & Straight Blade Receptacles...	F-35
Integrated Devices.....	F-36

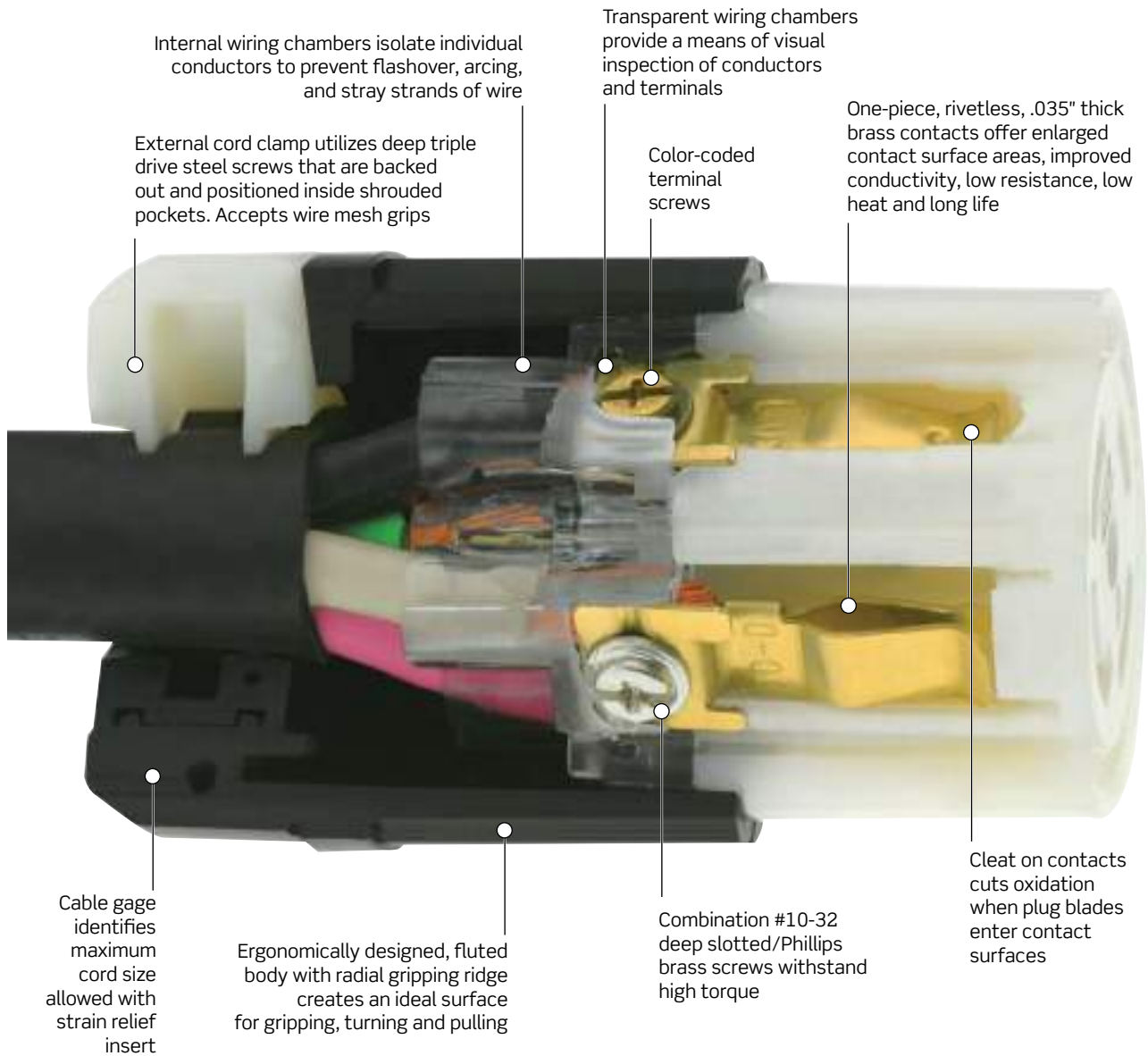


## NEMA Locking Devices

### Locking Devices for the Entire Spectrum of Industrial Applications


Leviton's industrial grade locking devices are built to provide unparalleled quality and superior performance in the most severe industrial settings. Leviton combines the best materials available with superior production standards to produce a broad selection of locking devices of unmatched flexibility and dependability.

#### Exposed Connector





## Exposed Plug



Shrouded pockets in cord clamp prevents slippage of screwdriver blade when tightening clamp screws.



Wire clamps move within individual chambers to provide positive clamp lock without cutting wire strands.



Captive terminal screws eliminate nuisance dropping and searching for missing screws.




Deep-funnelled, large wire wells guide conductors into termination position.

### Locking Flush Receptacles


Engineered for maximum performance with a UL 94 V-0 flammability rating.



#### Sample Receptacles



- Extra thick .050" nickel-plated brass mounting strap
- Stamped-in agency certifications
- Molded-in amperage and voltage rating
- NEMA configuration
- Color-coded voltage rating
- Manufacturer
- Stability ribs
- Uni-body face
- Triple combination head mounting screws



- Molded-in terminal identification letters
- Triple combination mounting screws, multi-terminated design, accepts #8 to #14 solid or stranded conductors
- Seam between front cover and back cover is far from contact working area
- External nickel plated clamps accept #8 to #14 solid or stranded conductors for back and side wiring
- Oversized #10 brass Phillips/Robertson/straight slot drive terminal screw



Color-Coded Voltage Ratings

125V	250V	277VAC
125/250V	3ø250V	3ø480V
		600V

*One-piece .040" thick brass, high-copper content contacts with nickel-plated clamp type terminals*

Contacts deeply seated in thick walled faced



Mechanically-secured all-brass ground path

## 15A NEMA Locking Devices

### Industrial Grade Black & White® Locking Devices

#### Features and Benefits

##### Locking Plugs and Connectors

- Super tough nylon body resists damage from severe impact, abrasion and chemicals
- Ergonomic, fluted body design with radial grip ridge is ideal for gripping, turning and pulling
- Cord clamp does not have to be disassembled from body for wiring — accepts wire mesh connection strain reliefs
- One-piece, rivetless .035" thick brass connector contacts and solid brass plug blades provide maximum conductivity and long service life
- Power Indication™ 15A Locking Plugs & Connectors equipped with green neon bulb rated at 30,000 hours (24/7 for 3.5 years)
- Power Indication™ 20A and 30A Locking Plugs & Connectors equipped with green LED rated at 100,000 hours (24/7 for 10 years)

##### Flanged Inlets and Outlets

- Rugged nylon flange fits flush and won't crack in high abuse applications
- Individual deep-funneled chamfered wire wells guide each wire into rectangular chambers
- Wire clamps bundle stranded wire without cutting wire strands

##### Locking Flush Receptacles

- Rugged nylon body and cover for outstanding resistance to impacts and harsh chemicals
- Double-wipe phosphor-bronze power contacts

##### V-0-MAX® Locking Flush Receptacles

- UL 94 V-0 flammability rating, the best rating of any material used in Industrial locking flush receptacles available today
- Extra-thick .050" nickel-plated brass mounting strap for high-abuse applications
- Designed for maximum durability: One-piece .040" brass, high copper-content contacts with nickel plated clamp-type terminals
- Color-coded voltage rating on face for easy identification

### 15A-125V

2-Pole, 2-Wire Non-Grounding		
Rating	15A-125V	
NEMA		
	L1-15P	L1-15R
Description	Cat. No.	Cat. No.
<b>Plugs and Connectors</b>	<b>Plug</b>	<b>Connector</b>
Black & White® Nylon Body	7545-C	7506-C
Flanged Outlet	—	7526-C
<b>Receptacles</b>		
Duplex Flush Receptacle	—	7540
Single Flush Receptacle	—	7535
Accessories		
Description	White	Black
Black & White® Plugs & Connector Cord Clamp Inserts	INS23-W	INS23-B



7545-C



INS23-W

# 15A NEMA Locking Devices

Black & White® | Industrial



## Industrial Grade Black & White® Locking Devices

15A-125V, 250V and 277VAC

### 2-Pole, 3-Wire Grounding

Rating	15A-125V		15A-250V		15A-277VAC	
NEMA						
	L5-15P	L5-15R	L6-15P	L6-15R	L7-15P	L7-15R
Description	Cat. No.	Cat. No.	Cat. No.	Cat. No.	Cat. No.	Cat. No.
<b>Plugs and Connectors</b>	<b>Plug</b>	<b>Connector</b>	<b>Plug</b>	<b>Connector</b>	<b>Plug</b>	<b>Connector</b>
Black & White® Nylon Body	4720-C	4729-C	4570-C	4579-C	4770-C	4779-C
All Black Nylon Body	4720-CB	4729-CB	—	4579-B	4770-B	4779-B
Yellow Nylon Body	4720-CY	4729-CY	4570-CY	4579-CY	4770-CY	4779-CY
Power Indication™	4720-PLC	4729-PLC	4570-PLC	4579-PLC	4770-PLC	4779-PLC
Black & White® Nylon Body						
Angle Locking	4720-CA	—	4570-CA	—	4770-CA	—
Black & White® Nylon Body						
<b>Inlets and Outlets</b>	<b>Inlet</b>	<b>Outlet</b>	<b>Inlet</b>	<b>Outlet</b>	<b>Inlet</b>	<b>Outlet</b>
Flanged Device	4716-C	4715-C	4586-C	4585-C	4786-C	4785-C
<b>Receptacles</b>						
Duplex Flush Receptacle, Self Grounding, Back and Side Wired	—	4700	—	4550	—	4750
Duplex Flush Receptacle, Isolated Ground, Back and Side Wired, 6" Green Ground Lead	—	4700-IG	—	4550-IG	—	4750-IG
Duplex Flush Receptacle w/2 Hot Feeds and 1 Neutral Return, Self Grounding, Back and Side Wired	—	4702-IIR	—	—	—	—
Duplex Flush Receptacle w/Split Feed — 2 Hot Feeds and 2 Neutral Returns, Self Grounding, Back and Side Wired	—	4703-IIR	—	—	—	—
Single Flush Receptacle	—	4710	—	4560	—	4760
Single Flush Receptacle, w/Short Strap	—	4710-SS	—	—	—	—
Single Flush Receptacle, Isolated Ground	—	4710-IG	—	4560-IG	—	4760-IG



4716-C



4560-IG



4700

### Wallplates and Covers

#### 302 Stainless Steel Single Receptacle

1.41" Dia. Opening



84004-40

#### 302 Stainless Steel Duplex Receptacle



84003-40

#### Weatherproof Cover with Self Closing Lid for Flanged Inlets and Outlets\*

1.72" Dia. Opening, IP64, NEMA 3R — Includes Screws and Pre-assembled Gasket



WP1-G



WP1-EB



WP1-YL

\*For use with 15A Locking devices



#### Related Products

For more information on Weather-Resistant Boots for Locking Plugs and Connectors **see page F-20**. Find the right wallplate for any application. **See section S for Wallplates & Covers.**

## 20A NEMA Locking Devices

### Industrial Grade Black & White® Locking Devices

#### 20A-250V

2-Pole, 2-Wire Non-Grounding		
Rating	20A-250V	
NEMA	L2-20P	L2-20R
Description	Cat. No.	Cat. No.
<b>Plugs and Connectors</b>	<b>Plug</b>	<b>Connector</b>
Black & White® Nylon Body	7102-C	7101-C
Non-Polarized	7102-NP	—
<b>Receptacles</b>		
Single Flush Receptacle	—	7210-B



7102-C

#### 20A-125V, 250V and 277VAC

2-Pole, 3-Wire Grounding						
Rating	20A-125V		20A-250V		20A-277VAC	
NEMA	L5-20P	L5-20R	L6-20P	L6-20R	L7-20P	L7-20R
Description	Cat. No.	Cat. No.	Cat. No.	Cat. No.	Cat. No.	Cat. No.
<b>Plugs and Connectors</b>	<b>Plug</b>	<b>Connector</b>	<b>Plug</b>	<b>Connector</b>	<b>Plug</b>	<b>Connector</b>
Black & White® Nylon Body	2311	2313	2321	2323	2331	2333
All Black Nylon Body	2311-B	2313-B	—	2323-B	—	2333
Yellow Nylon Body	2311-CY	2313-CY	2321-CY	2323-CY	—	—
Power Indication™ Black & White® Nylon Body	2311-PLC	2313-PLC	2321-PLC	2323-PLC	2331-PLC	2333-PLC
Power Indication™ All Black Nylon Body	2311-PLB	2313-PLB	—	—	—	—
<b>Inlets and Outlets</b>	<b>Inlet</b>	<b>Outlet</b>	<b>Inlet</b>	<b>Outlet</b>	<b>Inlet</b>	<b>Outlet</b>
Flanged Device	2315	2316	2325	2326	2335	2336
<b>Receptacles</b>						
V-0-MAX® Single Flush Receptacle	—	2310	—	2320	—	2330
V-0-MAX® Single Flush Receptacle, Isolated Ground	—	2310-IG	—	2320-IG	—	2330-IG



2311



2313



2310

# 20A NEMA Locking Devices

Black & White® | Industrial



Locking Devices

## Industrial Grade Black & White® Locking Devices

### 20A-347VAC, 480VAC and 600VAC

2-Pole, 3-Wire Grounding						
Rating	20A-347VAC		20A-480VAC		20A-600VAC	
NEMA						
	L24-20P	L24-20R	L8-20P	L8-20R	L9-20P	L9-20R
Description	Cat. No.	Cat. No.	Cat. No.	Cat. No.	Cat. No.	Cat. No.
<b>Plugs and Connectors</b>	<b>Plug</b>	<b>Connector</b>	<b>Plug</b>	<b>Connector</b>	<b>Plug</b>	<b>Connector</b>
Black & White® Nylon Body	3721	3723	2341	2343	2351	2353
<b>Inlets and Outlets</b>	<b>Inlet</b>	<b>Outlet</b>	<b>Inlet</b>	<b>Outlet</b>	<b>Inlet</b>	<b>Outlet</b>
Flanged Device	—	3756	2345	2346	2355	2356
<b>Receptacles</b>						
V-0-MAX® Single Flush Receptacle	—	3720	—	2340	—	2350
V-0-MAX® Single Flush Receptacle, Isolated Ground	—	—	—	—	—	2350-IG



2341



2411

### 20A-125/250V, 3Ø 250V and 3Ø 480V

3-Pole, 3-Wire Non-Grounding						
Rating	20A-125/250V		20A-3Ø 250V		20A-3Ø 480V	
NEMA						
	L10-20P	L10-20R	L11-20P	L11-20R	L12-20P	L12-20R
Description	Cat. No.	Cat. No.	Cat. No.	Cat. No.	Cat. No.	Cat. No.
<b>Plugs and Connectors</b>	<b>Plug</b>	<b>Connector</b>	<b>Plug</b>	<b>Connector</b>	<b>Plug</b>	<b>Connector</b>
Black & White® Nylon Body	2361	2363	2371	2373	2381	2383
<b>Inlets and Outlets</b>	<b>Inlet</b>	<b>Outlet</b>	<b>Inlet</b>	<b>Outlet</b>	<b>Inlet</b>	<b>Outlet</b>
Flanged Device	2365	2366	2375	2376	2385	2386
<b>Receptacles</b>						
V-0-MAX® Single Flush Receptacle	—	2360	—	2370	—	2380



2413



2433

### 20A-125/250V, 3Ø 250V and 3Ø 480V

3-Pole, 4-Wire Grounding						
Rating	20A-125/250V		20A-3Ø 250V		20A-3Ø 480V	
NEMA						
	L14-20P	L14-20R	L15-20P	L15-20R	L16-20P	L16-20R
Description	Cat. No.	Cat. No.	Cat. No.	Cat. No.	Cat. No.	Cat. No.
<b>Plugs and Connectors</b>	<b>Plug</b>	<b>Connector</b>	<b>Plug</b>	<b>Connector</b>	<b>Plug</b>	<b>Connector</b>
Black & White® Nylon Body	2411	2413	2421	2423	2431	2433
<b>Inlets and Outlets</b>	<b>Inlet</b>	<b>Outlet</b>	<b>Inlet</b>	<b>Outlet</b>	<b>Inlet</b>	<b>Outlet</b>
Flanged Device	2415	2416	2425	2426	2435	2436
<b>Receptacles</b>						
V-0-MAX® Single Flush Receptacle	—	2410	—	2420	—	2430
V-0-MAX® Single Flush Receptacle, Isolated Ground	—	2410-IG	—	2420-IG	—	—



2416

## 20A-3ØY 120/208V, 3ØY 277/480V and 3ØY 347/600V

4-Pole, 4-Wire Non-Grounding						
Rating	20A-3ØY 120/208V		20A-3ØY 277/480V		20A-3ØY 347/600V	
NEMA						
	L18-20P	L18-20R	L19-20P	L19-20R	L20-20P	L20-20R
Description	Cat. No.	Cat. No.	Cat. No.	Cat. No.	Cat. No.	Cat. No.
<b>Plugs and Connectors</b>	<b>Plug</b>	<b>Connector</b>	<b>Plug</b>	<b>Connector</b>	<b>Plug</b>	<b>Connector</b>
Black & White® Nylon Body	2441	2443	2451	2453	2461	2463
<b>Inlets and Outlets</b>	<b>Inlet</b>	<b>Outlet</b>	<b>Inlet</b>	<b>Outlet</b>	<b>Inlet</b>	<b>Outlet</b>
Flanged Device	2445	2446	2455	2456	2465	2466
<b>Receptacles</b>						
V-0-MAX® Single	—	2440	—	2450	—	2460
Flush Receptacle						



2451



2453



2516

## 20A-3Ø 120/208V, 3Ø 277/480V and 3Ø 347/600V

4-Pole, 5-Wire Grounding						
Rating	20A-3Ø 120/208V		20A-3Ø 277/480V		20A-3Ø 347/600V	
NEMA						
	L21-20P	L21-20R	L22-20P	L22-20R	L23-20P	L23-20R
Description	Cat. No.	Cat. No.	Cat. No.	Cat. No.	Cat. No.	Cat. No.
<b>Plugs and Connectors</b>	<b>Plug</b>	<b>Connector</b>	<b>Plug</b>	<b>Connector</b>	<b>Plug</b>	<b>Connector</b>
Black & White® Nylon Body	2511	2513	2521	2523	2531	2533
<b>Inlets and Outlets</b>	<b>Inlet</b>	<b>Outlet</b>	<b>Inlet</b>	<b>Outlet</b>	<b>Inlet</b>	<b>Outlet</b>
Flanged Device	2515	2516	2525	2526	2545	2546
<b>Receptacles</b>						
V-0-MAX® Single	—	2510	—	2520	—	2530
Flush Receptacle						
V-0-MAX® Single Flush Receptacle, Isolated Ground	—	2510-IG	—	2520-IG	—	2530-IG

For NEMA L24-20 see page F-8

## Wallplates and Covers

302 Stainless Steel Single Receptacle	Weatherproof Cover with Self Closing Lid*	Weatherproof Cover with Self Closing Lid*	Weather-Resistant Thermoplastic Cover***
1.60" Dia. Opening	2.25" Dia. Opening	1.60" Dia. Opening	1.60" Dia. Opening Self-Closing Lid
84020-40	**WP2-G (Gray) **WP2-EB (Black) **WP2-YL (Yellow)	***7420-G (Gray) ***7420-EB (Black) ***7420-YL (Yellow)	4980-GY (Gray)

\*IP64 and NEMA 3R Rated.

Includes Pre-assembled Gasket and Screws.

\*\*For use with 20 and 30A 3, 4 and 5 Wire Locking Flanged Inlets and Outlets.

\*\*\*For use with 20A and 30A Single-Locking Receptacles



### Related Products

For more information on Weather-Resistant Boots for Locking Plugs and Connectors see page F-20. Find the right wallplate for any application. See section S for Wallplates & Covers.

# 30A NEMA Locking Devices









Black & White® | Industrial



## 30A NEMA Locking Devices

### Industrial Grade Black & White® Locking Devices

#### 30A-125V, 250V and 277VAC

2-Pole, 3-Wire Grounding  						
Rating	30A-125V		30A-250V		30A-277VAC	
NEMA						
	L5-30P	L5-30R	L6-30P	L6-30R	L7-30P	L7-30R
Description	Cat. No.	Cat. No.	Cat. No.	Cat. No.	Cat. No.	Cat. No.
Plugs and Connectors	Plug	Connector	Plug	Connector	Plug	Connector
Black & White® Nylon Body	2611	2613	2621	C2623	2631	2633
All Black Nylon Body	2611-B	2613-B	2621-B	C2623-B	—	—
Yellow Nylon Body	2611-CY	2613-CY	2621-CY	C2623-CY	—	—
Power Indication™ Black & White® Nylon Body	2611-PLC	2613-PLC	2621-PLC	C2623-PLC	2631-PLC	2633-PLC
Power Indication™ All Black Nylon Body	2611-PLB	2613-PLB	—	—	—	—
Inlets and Outlets	Inlet	Outlet	Inlet	Outlet	Inlet	Outlet
Flanged Device	2615	2616	2625F	2626F	2635	2636
Receptacles						
V-0-MAX® Single Flush Receptacle	—	2610	—	2620	—	2630
V-0-MAX® Single Flush Receptacle, Isolated Ground	—	2610-IG	—	2620-IG	—	2630-IG



2620



2621-B









2625F



2650

#### 30A-480VAC and 600VAC

2-Pole, 3-Wire Grounding  				
Rating	30A-480VAC		30A-600VAC	
NEMA				
	L8-30P	L8-30R	L9-30P	L9-30R
Description	Cat. No.	Cat. No.	Cat. No.	Cat. No.
Plugs and Connectors	Plug	Connector	Plug	Connector
Black & White Nylon Body	2641	2643	C2651	C2653
Inlets and Outlets	Inlet	Outlet	Inlet	Outlet
Flanged Device	2645	2646	2655	2656
Receptacles				
V-0-MAX® Single Flush Receptacle	—	2640	—	2650



## 30A-125/250V and 3Ø 250V

3-Pole, 3-Wire Non-Grounding					
Rating	30A-125/250V		30A-3Ø 250V		
NEMA					
	L10-30P	L10-30R	L11-30P	L11-30R	
Description	Cat. No.	Cat. No.	Cat. No.	Cat. No.	
<b>Plugs and Connectors</b>	<b>Plug</b>	<b>Connector</b>	<b>Plug</b>	<b>Connector</b>	
Black & White® Nylon Body	2661	2663	2671	2673	
<b>Inlets and Outlets</b>	<b>Inlet</b>	<b>Outlet</b>	<b>Inlet</b>	<b>Outlet</b>	
Flanged Device	2665	2666	2675	2676	
<b>Receptacles</b>					
V-0-MAX® Single	—	2660	—	2670	
Flush Receptacle					



2671



2676

## 30A-3Ø 480VAC and 3Ø 600VAC

3-Pole, 3-Wire Non-Grounding					
Rating	30A-3Ø 480VAC		30A-3Ø 600VAC		
NEMA					
	L12-30P	L12-30R	L13-30P	L13-30R	
Description	Cat. No.	Cat. No.	Cat. No.	Cat. No.	
<b>Plugs and Connectors</b>	<b>Plug</b>	<b>Connector</b>	<b>Plug</b>	<b>Connector</b>	
Black & White® Nylon Body	2681	2683	2691	2693	
<b>Inlets and Outlets</b>	<b>Inlet</b>	<b>Outlet</b>	<b>Inlet</b>	<b>Outlet</b>	
Flanged Device	2685	2686	2695	2696	
<b>Receptacles</b>					
V-0-MAX® Single	—	2680	—	2690	
Flush Receptacle					

### SPOTLIGHT

#### Industrial Devices

Our industrial wiring devices are constructed for the most extreme environments, designed to ensure safe and reliable electrical performance that will decrease downtime and provide protection from harsh conditions while keeping safety top of mind. For more information visit [www.leviton.com/industrial](http://www.leviton.com/industrial).



# 30A NEMA Locking Devices

Black & White® | Industrial



Locking Devices

## Industrial Grade Black & White® Locking Blade Devices

### 30A-125/250V and 3Ø 250V

3-Pole, 4-Wire Grounding  				
Rating	30A-125/250V		30A-3Ø 250V	
NEMA				
	L14-30P	L14-30R	L15-30P	L15-30R
Description	Cat. No.	Cat. No.	Cat. No.	Cat. No.
Plugs and Connectors	Plug	Connector	Plug	Connector
Black & White® Nylon Body	2711	2713	2721	2723
All Black	2711-B	2713-B	2721-B	2723-B
Yellow Nylon Body	—	2713-CY	—	—
Inlets and Outlets	Inlet	Outlet	Inlet	Outlet
Flanged Device	2715	2716	2725	2726
Receptacles				
V-0-MAX® Single Flush Receptacle	—	2710	—	2720
V-0-MAX® Single Flush Receptacle, Isolated Ground	—	2710-IG	—	2720-IG
All Black Flush Mount Locking Receptacle	—	2710-B	—	—









2711



2710

### 30A-3Ø 480VAC and 3Ø 600VAC

3-Pole, 4-Wire Grounding  				
Rating	30A-3Ø 480VAC		30A-3Ø 600VAC	
NEMA				
	L16-30P	L16-30R	L17-30P	L17-30R
Description	Cat. No.	Cat. No.	Cat. No.	Cat. No.
Plugs and Connectors	Plug	Connector	Plug	Connector
Black & White® Nylon Body	2731	2733	2741	2743
All Black	2731-B	2733-B	—	—
Inlets and Outlets	Inlet	Outlet	Inlet	Outlet
Flanged Device	2735	2736	2745	2746
Receptacles				
V-0-MAX® Single Flush Receptacle	—	2730	—	2740
V-0-MAX® Single Flush Receptacle, Isolated Ground	—	2730-IG	—	2740-IG
All Black Flush Mount Locking Receptacle	—	2730-B	—	—











2733



2736

## 30A-3ØY 120/208V, 3ØY 277/480V and 3ØY 347/600V

4-Pole, 4-Wire Non-Grounding  						
Rating	30A-3ØY 120/208V		30A-3ØY 277/480V		30A-3ØY 347/600V	
NEMA						
	L18-30P	L18-30R	L19-30P	L19-30R	L20-30P	L20-30R
Description	Cat. No.	Cat. No.	Cat. No.	Cat. No.	Cat. No.	Cat. No.
<b>Plugs and Connectors</b>	<b>Plug</b>	<b>Connector</b>	<b>Plug</b>	<b>Connector</b>	<b>Plug</b>	<b>Connector</b>
Black & White® Nylon Body	2751	2753	2761	2763	2771	2773
<b>Inlets and Outlets</b>	<b>Inlet</b>	<b>Outlet</b>	<b>Inlet</b>	<b>Outlet</b>	<b>Inlet</b>	<b>Outlet</b>
Flanged Device	2755	2756	2765	2766	2775	2776
<b>Receptacles</b>						
V-0-MAX® Single	—	2750	—	2760	—	2770
Flush Receptacle						











2813



2810

## 30A-3ØY 120/208V, 3ØY 277/480V and 3ØY 347/600V

4-Pole, 5-Wire Grounding  						
Rating	30A-3ØY 120/208V		30A-3ØY 277/480V		30A-3ØY 347/600V	
NEMA						
	L21-30P	L21-30R	L22-30P	L22-30R	L23-30P	L23-30R
Description	Cat. No.	Cat. No.	Cat. No.	Cat. No.	Cat. No.	Cat. No.
<b>Plugs and Connectors</b>	<b>Plug</b>	<b>Connector</b>	<b>Plug</b>	<b>Connector</b>	<b>Plug</b>	<b>Connector</b>
Black & White® Nylon Body	2811	2813	2821	2823	2831	2833
<b>Inlets and Outlets</b>	<b>Inlet</b>	<b>Outlet</b>	<b>Inlet</b>	<b>Outlet</b>	<b>Inlet</b>	<b>Outlet</b>
Flanged Device	2815	2816	2825	2826	2835	2836
<b>Receptacles</b>						
V-0-MAX® Single	—	2810	—	2820	—	2830
Flush Receptacle						
V-0-MAX® Single Flush Receptacle, Isolated Ground	—	2810-IG	—	2820-IG	—	—

## Wallplates and Covers

302 Stainless Steel Single Receptacle	Weatherproof Cover with Self Closing Lid*	Weatherproof Cover with Self Closing Lid*	Weather-Resistant Thermoplastic Cover***
1.60" Dia. Opening	2.25" Dia. Opening	1.60" Dia. Opening	1.60" Dia. Opening Self-Closing Lid
			
84020-40	**WP2-G (Gray) **WP2-EB (Black) **WP2-YL (Yellow)	***7420-G (Gray) ***7420-EB (Black) ***7420-YL (Yellow)	4980-GY (Gray)

\*IP64 and NEMA 3R Rated.

Includes Pre-assembled Gasket and Screws.

\*\*For use with 20 and 30A 3.4 and 5 Wire Locking Flanged Inlets and Outlets.

\*\*\*For use with 20A and 30A Single-Locking Receptacles



### Related Products

For more information on Weather-Resistant Boots for Locking Plugs and Connectors **see page F-20**. Find the right wallplate for any application. **See section S for Wallplates & Covers.**

## Non-NEMA Locking Devices

### Industrial Grade Black & White® Locking Devices

#### Features and Benefits

##### Locking Plugs and Connectors

- Super tough nylon body resists damage from severe impact, abrasion and chemicals
- Ergonomic, fluted body design with radial grip ridge is ideal for gripping, turning and pulling
- Cord clamp does not have to be disassembled from body for wiring — accepts all wire mesh connection strain reliefs
- One-piece, rivetless .035" thick brass connector contacts and solid brass plug blades provide maximum conductivity and long service life
- Power Indication™ 15A Locking Plugs & Connectors equipped with green neon bulb rated at 30,000 hours (24/7) for 3.5 years
- 50A devices, nylon housing provides excellent impact and chemical resistance

##### Flanged Inlets and Outlets

- Rugged nylon flange fits flush and won't crack in high abuse applications
- Individual deep-funneled chamfered wire wells guide each wire into rectangular chambers
- Wire clamps provide positive crimp lock without cutting wire strands
- 50A devices designed in a steel flanged cup for high abuse applications

##### Locking Flush Receptacles

- Rugged nylon body and cover for outstanding resistance to impact and harsh chemicals
- Double-wipe phosphor-bronze power contacts
- 50A devices have a metal shroud and nylon construction

## 15A Non-NEMA Locking Devices

### Non-NEMA 15A-125V/10A-250V

#### 3-Pole, 3-Wire Non-Grounding

Rating	15A-125V/10A-250V	
Non-NEMA		
Description	Cat. No.	Cat. No.
Locking Plug	7567-C	—
Locking Connector	—	7565-C
Locking Flanged Inlet	7556*	—
Locking Flanged Outlet	—	7557
Single Flush Receptacle	—	7582*



7567-C

\*Add (-G) for grounding devices.  
 Non-NEMA grounding devices are no longer UL Listed — for replacement use only.  
 Note: Cord Clamp Range: .240"-.700" #18-#10 AWG



#### Related Products

For more information on Weather-Resistant Boots for Locking Plugs and Connectors **see page F-20**. Find the right wallplate for any application. **See section S for Wallplates & Covers.**

## 20A Non-NEMA Locking Devices

### Industrial Grade Black & White® Locking Devices

#### Non-NEMA 20A-125/250V

3-Pole, 3-Wire Non-Grounding		
Rating	20A-125/250V	
Non-NEMA		
Description	Cat. No.	Cat. No.
Locking Plug	9965-C*	—
Locking Connector	—	7314-C*
Locking Flanged Inlet	3325-C*	—
Locking Flanged Outlet	—	3326-C
Single Flush Receptacle, Black	—	7310-B*

\*Add (-G) for grounding devices



3525-C



9965-C



7411

#### Non-NEMA 20A-3ØY 120/208V

4-Pole, 4-Wire Non-Grounding		
Rating	20A-3ØY 120/208V	
Non-NEMA		
Description	Cat. No.	Cat. No.
Locking Plug	7411-C*	—
Locking Connector	—	7413-C*
Locking Flanged Inlet	7408-C*	—
Locking Flanged Outlet	—	7409-C*
Single Flush Receptacle, Black	—	7410-B*

\*Add (-G) for grounding devices

#### Non-NEMA 20A 250VAC/600VAC

4-Pole, 5-Wire Grounding		
Rating	20A-125VAC/DC/10A-600VAC	
Non-NEMA		
Description	Cat. No.	Cat. No.
Locking Plug, Black & White® Nylon Body	3521-C	—
Locking Connector, Black & White® Nylon Body	—	3523-C
Locking Flanged Inlet	3524-C	—
Locking Flanged Outlet	—	3525-C
Single Flush Receptacle	—	3520

### Wallplates and Covers

302 Stainless Steel Single Receptacle	Weatherproof Cover with Self Closing Lid*	Weatherproof Cover with Self Closing Lid*	Weather-Resistant Thermoplastic Cover***
1.60" Dia. Opening	2.25" Dia. Opening	1.60" Dia. Opening	1.60" Dia. Opening Self-Closing Lid
84020-40	**WP2-G (Gray) **WP2-EB (Black) **WP2-YL (Yellow)	***7420-G (Gray) ***7420-EB (Black) ***7420-YL (Yellow)	4980-GY (Gray)

\*IP64 and NEMA 3R Rated.

Includes Pre-assembled Gasket and Screws.

\*\*For use with 20 and 30A 3, 4 and 5 Wire Locking Flanged Inlets and Outlets.

\*\*\*For use with 20A and 30A Single-Locking Receptacles

## 30A Non-NEMA Locking Devices Industrial Grade Black & White® Locking Devices

### Non-NEMA 30A-125/250V

3-Pole, 3-Wire Non-Grounding		
Rating	30A-125/250V	
Non-NEMA		
Description	Cat. No.	Cat. No.
Locking Plug	3331-C*	—
Locking Connector	—	3333*
Locking Flanged Inlet	3334-C	—
Locking Flanged Outlet	—	3335-C
Single Flush Receptacle	—	3330*

\*Add (-G) for grounding devices



3330



3333



3431-C



3431-C

### Non-NEMA 30A-3ØY 120/208V

4-Pole, 4-Wire Non-Grounding		
Rating	30A-3ØY 120/208V	
Non-NEMA		
Description	Cat. No.	Cat. No.
Locking Plug	3431-C*	—
Locking Connector	—	3433-C*
Locking Flanged Inlet	3434-C	—
Locking Flanged Outlet	—	3435-C
Single Flush Receptacle	—	3430**

\*Add (-G) for grounding devices.

\*\*30A, 250VDC/600VAC, Non-NEMA, 3P, 4W Grounding Version Available (Cat. No. 3430-G).



### SPOTLIGHT Industrial Devices

For over 107 years, Leviton has been helping businesses power their equipment safely, reliably, and efficiently. The Leviton line of rugged industrial electrical products comprises devices rated up to 1100A at 1000V, and includes devices with watertight and dust-tight ratings. For more information on Industrial devices visit us online at [www.leviton.com/industrial](http://www.leviton.com/industrial).

## 50A Non-NEMA Locking Devices

### Industrial Grade Black & White® Locking Devices

#### Non-NEMA 50A-250VDC/600VAC

2-Pole, 3-Wire Grounding		
Rating	50A-250VDC/600VAC	
Non-NEMA		
Description	Cat. No.	Cat. No.
Locking Plug	3763C	—
Locking Connector	—	3762C
Locking Flanged Inlet	3777	—
Single Locking Receptacle	—	3771



3763C

3-Pole, 4-Wire Grounding				
Rating	50A-250VDC/600VAC		50A-250VDC/600VAC	
Non-NEMA				
Description	Cat. No.	Cat. No.	Cat. No.	Cat. No.
Locking Plug	7765C*	—	3765C	—
Locking Connector	—	7764C*	—	3764C
Locking Flanged Inlet	7958*	—	3775	—
Single Locking Receptacle	—	7379*	—	3769



3765C

\*For replacement use in existing installation only

### Wallplates and Covers

#### Weatherproof Cover with Self Closing Lid for 50A Receptacles

IP64 and NEMA 3R Rated—Includes Gasket and Screws



7788-CR Yellow Thermoplastic



7770 Gray Metal



WP3-G (Gray)  
WP3-EB (Black)  
WP3-YL (Yellow)



WP4-G (Gray)  
WP4-EB (Black)  
WP4-YL (Yellow)



#### Related Products

For more information on Weather-Resistant Boots for Locking Plugs and Connectors **see page F-20**. Find the right wallplate for any application. **See section S for Wallplates & Covers.**

# 50A Non-NEMA Locking Devices

Black & White® California Style | Industrial



Locking Devices

## Black & White® California Style CS Locking Devices







### Features and Benefits

#### 50A CS Locking Plugs and Connectors, Receptacles and Flanged Inlets

- Nylon housing for excellent impact resistance and secure gripping
- Color-coded wire entrance holes for simple, easy wiring
- Clamp-type wire terminals

### Non-NEMA 50A-125V, 250V and 480V

#### 2-Pole, 3-Wire Grounding

Rating	50A-125V		50A-250V		50A-480V	
Non-NEMA						
Description	Cat. No.	Cat. No.	Cat. No.	Cat. No.	Cat. No.	Cat. No.
Locking Plug	CS6361C	—	CS8265C	—	CS8465C	—
Locking Connector	—	CS6360C	—	CS8264C	—	CS8464C
Locking Flanged Inlet	CS6377	—	CS8275	—	CS8475	—
Single Locking Receptacle	—	CS6370	—	CS8269	—	CS8469



CS6365C









CS6364C



CS8375

### Non-NEMA 50A-125/250V, 3Ø 250V and 3Ø 480V

#### 3-Pole, 4-Wire Grounding

Rating	50A-125/250V		50A-3Ø 250V		50A-3Ø 480V	
Non-NEMA						
Description	Cat. No.	Cat. No.	Cat. No.	Cat. No.	Cat. No.	Cat. No.
Locking Plug	CS6365C*	—	CS8365C	—	CS8165C	—
Locking Connector	—	CS6364C*	—	CS8364C	—	CS8164C
Locking Flanged Inlet	CS6375	—	CS8375	—	CS8175	—
Single Locking Receptacle	—	CS6369	—	CS8369	—	CS8169

\*Available with screwless cable clamp - CS6364W and CS6365W

### Wallplates and Covers

#### Weatherproof Cover with Self Closing Lid for 50A Receptacles

IP64 and NEMA 3R Rated—Includes Gasket and Screws



7788-CR Yellow Thermoplastic



7770 Gray Metal



WP3-G (Gray)  
WP3-EB (Black)  
WP3-YL (Yellow)



WP4-G (Gray)  
WP4-EB (Black)  
WP4-YL (Yellow)







## 50A Corrosion Resistant Devices

### Features and Benefits

- Stainless steel shrouds on receptacles and plugs for corrosion resistance
- Stainless steel receptacle mounting screws





### Non-NEMA 50A-125V

2-Pole, 3-Wire Grounding  		
Rating	50A-125V	
Non-NEMA		
Description	Cat. No.	Cat. No.
Yellow Nylon Body and Cord Clamp	6361CR	6360CR
Locking Flanged Inlet	6377CR	—
Single Flush Receptacle	—	6370CR



6370CR  
(Front and Back)

### Non-NEMA 50A-125/250V

3-Pole, 4-Wire Grounding  		
Rating	50A-125/250V	
Non-NEMA		
Description	Cat. No.	Cat. No.
Yellow Nylon Body and Cord Clamp	6365CR	6364CR
Locking Flanged Inlet	6375CR	—
Single Flush Receptacle	—	6369CR



6377CR



6361CR

Note: Cord Clamp Range: .650"-1.125" #10-#4 AWG

### Wallplates and Covers

#### Weatherproof Cover with Self Closing Lid for 50A Receptacles

IP64 and NEMA 3R Rated—Includes Gasket and Screws



7788-CR Yellow  
Thermoplastic



7770 Gray Metal



WP3-G (Gray)  
WP3-EB (Black)  
WP3-YL (Yellow)



WP4-G (Gray)  
WP4-EB (Black)  
WP4-YL (Yellow)



#### Related Products

For more information on Weather-Resistant Boots for Locking Plugs and Connectors **see page F-20**. Find the right wallplate for any application. **See section S for Wallplates & Covers.**

## Locking Plug and Connector Boots

### Thermoplastic Elastomer Construction

#### Features and Benefits

- Features triple seal action to protect locking plugs and connectors against dirt and moisture in harsh applications
- Plug and connector boots available in black and high-visibility yellow
- Fluted surface and grip-ring design provide a non-slip grip even in wet conditions
- Backed by a limited lifetime warranty

#### Boots for all 15A Industrial Locking Plugs and Connectors

Description	Cat. No.
Plug Boot, Black	6017-L
Plug Boot, High-Visibility Yellow	6017-LY
Connector Boot, Black	6018-L
Connector Boot, High-Visibility Yellow	6018-LY



6017-LY

#### Boots for 3-Wire 20A & 30A Industrial Locking Plugs and Connectors

Description	Cat. No.
3-Wire Plug Boot, Black	6031
3-Wire Plug Boot, High-Visibility Yellow	6031-Y
3-Wire Connector Boot, Black	6032
3-Wire Connector Boot, High-Visibility Yellow	6032-Y



6032



6033

#### Boots for 4 and 5-Wire 20A & 30A Industrial Locking Plugs and Connectors

Description	Cat. No.
4- & 5-Wire Plug Boot, Black	6033
4- & 5-Wire Plug Boot, High-Visibility Yellow	6033-Y
4- & 5-Wire Connector Boot, Black	6034
4- & 5-Wire Connector Boot, High-Visibility Yellow	6034-Y



6034

#### Boots and Covers for 50A Devices

Description	Cat. No.
Plug Boot, Black, IP55 Rated	7715-CR
Plug Boot, High-Visibility Yellow, IP55 Rated	7715-CRY
Connector Boot, Black, IP55 Rated	7717-CR
Connector Boot, High-Visibility Yellow, IP55 Rated	7717-CRY
Weather-Resistant Receptacle w/Flip Lid Cover, IP64 Rated, Yellow Thermoplastic	7788-CR
Cast Aluminum Gray Receptacle w/Flip Lid Cover, IP64 Rated	7770
Weatherproof Cover with Self Closing Lid, IP64 and NEMA 3R Rated, Panel Mount	WP3-G
	WP3-EB
	WP3-YL
Weatherproof Cover with Self Closing Lid, IP64 and NEMA 3R Rated, Device Mount	WP4-G
	WP4-EB
	WP4-YL



7715CR



7717CR

## Locking Power Interrupting Devices

### Non-NEMA 20A-125V

2-Pole, 3-Wire Grounding		
Rating	20A-125V	
Non-NEMA		
Description	Cat. No.	Cat. No.
Locking Plug HOSPITAL USE ONLY	23004-LHG*	—
Single Flush Receptacle with Thermoset Body	—	23000-LHG
Single Flush Receptacle	—	23030-L

\*UL and CSA listed.  
UL for "Hospital Use Only" applications in non-hazardous locations

3-Pole, 3-Wire Grounding		
Rating	20A-125V	
Non-NEMA		
Description	Cat. No.	Cat. No.
Locking Plug	23034-LA	—

### Non-NEMA 30A-600VAC/20A-250VDC

3-Pole, 4-Wire Grounding		
Rating	30A-600VAC/20A-250VDC	
Non-NEMA		
Description	Cat. No.	Cat. No.
Locking Plug	21415-LB	—
Locking Connector	—	21414-LB
Single Flush Receptacle	—	20403-L



23000-LHG



21415-LB

## wetguard® Watertight Devices

Leviton's Wetguard® Products are the Most Versatile and Well-Engineered Watertight Wiring Devices on the Market.

A complete collection of watertight devices for demanding industrial environments including connectors, inlets, outlets, covers and rugged FD boxes that allows mounting of single-gang devices in multi-gang configurations.

### Watertight Electrical Connections

Wetguard® devices are designed for industrial applications where electrical connections are exposed to wet, dirty or dusty locations, both indoors and outside. They are UL and CSA listed and meet NEMA Type 4, 4X and 12 standards and are rated IP66, IP67 and IP69K\* to IEC Standards. A patented multi-point system forms an impenetrable barrier against dirt and moisture providing the security you need in your electrical connections.

### Corrosion-Resistant

Wetguard® devices feature corrosion-resistant electroless nickel-coated brass blades, contacts, terminal screws and wiring clamps, and stainless steel assembly screws — making them ideal for use in wet and corrosive environments.

### Withstands Abuse in Harsh Environments

Wetguard® devices are resistant to water, acids, alkalis, and many automotive and industrial lubricants and solvents. The plug and connector husk is molded to a bondable nylon body, providing a device that withstands physical abuse as well. In addition, the patented compression nut strain relief system ensures the integrity of the electrical connection and watertight seal.

### Wetguard® Group



\*Plugs and connectors need caps attached in order to achieve IP69K rating

## Wetguard® Watertight Locking Plugs, Connectors, Inlets, Outlets and Receptacles

### Features and Benefits

- Corrosion-resistant electroless nickel-coated brass blades, contacts, terminal screws and wiring clamps, and stainless steel assembly screws make these devices ideal for use in wet and corrosive environments
- EPTR rubber part provides outstanding resistance to wet and damp environments, extreme temperature variations, water, acids, alkalis, grease, oils and many automotive and industrial lubricants and solvents
- Plug and connector husk is molded to a bondable nylon body, providing a device that withstands physical abuse
- Interlocking “tongue and groove” construction seals out water, moisture and dirt when plugs are mated with connectors
- Multi-point sealing system utilizes nut, strain relief washer and rubber bushing to form a watertight cord grip seal
- Non-magnetic stainless steel fast-threading assembly screws won't interfere with sensitive equipment
- Connector “hood” closure cap seals device when not in use
- Most devices also available in black. Check for availability
- Devices are UL and CSA listed and have enclosure ratings of NEMA 4, 4X, 12 and IEC IP66, IP67 when mated or with cover closed and plugs and connectors IP69K when caps are attached
- Backed by a lifetime warranty

### Wetguard® Locking Plugs, Connectors, Inlets, Outlets and Receptacles

15A Wetguard® Locking Devices					
Rating		15A-125V	15A-125V	15A-250V	15A-277V
Configuration		2P 2W	2P 3W	2P 3W	2P 3W
NEMA					
		L1-15	L5-15	L6-15	L7-15
Description	Color	Cat. No.	Cat. No.	Cat. No.	Cat. No.
Plug	Yellow	24W04	24W47*	24W49	24W34
Plug Cap		14W*	14W*	14W*	14W*
Connector		25W04	25W47*	25W49	25W34
Connector Cap		50W50*	50W50*	50W50*	50W50*
Single Outlet		95W04-S	95W47-S	95W49-S	95W34-S
Duplex Outlet		85W04-D	85W47-D	85W49-D	85W34-D
Single Inlet		64W04	64W47	64W49	64W34
Connector for Single Inlet		74W04-C	74W47-C	74W49-C	74W34-C
Single Receptacle		—	47CM-10	45CM-60	47CM-60
Receptacle Cover w/Gasket		—	60W03*	60W03*	60W03*
Replacement Interior for Locking Plug	—	—	24W47-IN	—	—
Replacement Interior for Locking Connector	—	—	25W47-IN	—	—



NEMA configuration diagrams represent plug blade configuration.  
\*Available in black. To order, add “-B” suffix to catalog number

Continued on next page

### SPOTLIGHT

#### What makes Wetguard® exceptional?

Our complete collection of Wetguard® watertight wiring devices consists of plugs, connectors, inlets, outlets and FD boxes for use in demanding industrial locations. These devices are engineered to withstand abuse in indoor and outdoor wet and corrosive environments. For more information visit [www.leviton.com/wetguard](http://www.leviton.com/wetguard).



# Wetguard® Watertight Devices



15/10A and 20A | Plugs, Connectors, Inlets, Outlets & Receptacles | **Industrial**



Continued from previous page

## Wetguard® Locking Plugs, Connectors, Inlets, Outlets and Receptacles

F Locking Devices







15/10A and 20A Wetguard® Locking Devices			
Rating	15A-125V 10A-250V	15A-125V	
Configuration	3P 2W	2P 3W	
NEMA	 Non-NEMA	 L5-15	
Description	Color	Cat. No.	Cat. No.
Plug	Yellow	24W07	26W07
Plug Cap		14W*	14W*
Connector		25W07	27W07
Connector Cap		50W50*	50W50*
Single Outlet		95W07-S	97W07-S
Duplex Outlet		85W07-D	87W07-D
Single Inlet		64W07	66W07
Connector for Single Inlet		74W07-C	76W07-C
Single Receptacle		—	—
Receptacle Cover w/Gasket		—	—



24W07



85W07-D

20A and 20/10A Wetguard® Locking Devices							
Rating	20A-125V	20A-250V	20A-277V	20A-347V	20A-125/250V	20A-250V 10A-600V	
Configuration	2P 3W	2P 3W	2P 3W	2P 3W	3P 3W	3P 3W	
NEMA	 L5-20	 L6-20	 L7-20	 L24-20	 Non-NEMA	 Non-NEMA	
Description	Color	Cat. No.	Cat. No.	Cat. No.	Cat. No.	Cat. No.	Cat. No.
Plug	Yellow	26W47*	26W48*	26W49	22W07	26W08	26W08-G
Plug Cap		26W*	26W*	26W*	26W*	26W*	26W*
Connector		27W47*	27W48*	27W49	23W07	27W08	27W08-G
Connector Cap		50W52*	50W52*	50W52*	50W52*	50W52*	50W52*
Single Outlet		97W47-S	97W48-S	97W49-S	93W07-S	97W08-S	—
Duplex Outlet		—	—	—	—	—	—
Single Inlet		66W47	66W48	66W49	68W29	66W08	—
Connector for Single Inlet		76W47-C	76W48-C	76W49-C	78W29-C	76W08-C	—
Single Receptacle		23CM-10	23CM-20	23CM-30	—	7310-B	—
Receptacle Cover w/Gasket		60W04*	60W04*	60W04*	—	60W04*	—
Replacement Interior for Locking Plug	—	26W47-IN	—	—	—	—	—
Replacement Interior for Locking Connector	—	27W47-IN	—	—	—	—	—



26W47



27W47

NEMA configuration diagrams represent plug blade configuration.  
\*Available in black. To order, add “-B” suffix to catalog number

Continued on next page

Continued from previous page

### Wetguard® Locking Plugs, Connectors, Inlets, Outlets and Receptacles

20A and 20/10A Wetguard® Locking Devices					
Rating	20A-125/250V	20A-3Ø 250V	20A-3Ø 480V	20A-3ØY 120/208V	
Configuration	3P 4W	3P 4W	3P 4W	4P 4W	
NEMA	L14-20	L15-20	L16-20	Non-NEMA	
Description	Color	Cat. No.	Cat. No.	Cat. No.	Cat. No.
Plug	Yellow	26W74	26W75*	26W76*	26W09
Plug Cap		26W*	26W*	26W*	26W*
Connector		27W74	27W75*	27W76*	27W09
Connector Cap		50W52*	50W52*	50W52*	50W52*
Single Outlet		97W74-S	97W75-S	97W76-S	97W09-S
Duplex Outlet		—	—	—	—
Single Inlet		66W74	66W75	66W76	66W09
Connector for Single Inlet		76W74-C	76W75-C	76W76-C	76W09-C
Single Receptacle		24CM-10	24CM-20	24CM-30	7410-B
Receptacle Cover w/Gasket		60W04*	60W04*	60W04*	60W04*
Replacement Male Insert	—	26W74-IN	—	—	—
Replacement Interior for Locking Plug	—	—	—	26W76-IN	—
Replacement Female Insert	—	27W74-IN	—	—	—
Replacement Interior for Locking Connector	—	—	—	27W76-IN	—

Rating	20A-3ØY 120/208V	20A-3ØY 277/480V	20A-3ØY 347/600V	20A-250V 10A-600V	
Configuration	4P 5W	4P 5W	4P 5W	4P 5W	
NEMA	L21-20	L22-20	L23-20	Non-NEMA	
Description	Color	Cat. No.	Cat. No.	Cat. No.	Cat. No.
Plug	Yellow	26W81*	26W82	26W83	26W10
Plug Cap		26W*	26W*	26W*	26W*
Connector		27W81*	27W82	27W83	27W10
Connector Cap		50W52*	50W52*	50W52*	50W52*
Single Outlet		97W81-S	97W82-S	97W83-S	97W10-S
Duplex Outlet		—	—	—	—
Single Inlet		66W81	66W82	66W83	66W10
Connector for Single Inlet		76W81-C	76W82-C	76W83-C	76W10-C
Single Receptacle		2510	2520	2530	—
Receptacle Cover w/Gasket		60W04*	60W04*	60W04*	60W04*

NEMA configuration diagrams represent plug blade configuration.  
\*Available in black. To order, add “-B” suffix to catalog number

Continued on next page



26W74



66W76



26W



27W81



**Related Products**  
See section C, **Straight Blade Devices** for our line of Straight Blade watertight wiring devices.

# Wetguard® Watertight Devices


30A | Plugs, Connectors, Inlets, Outlets & Receptacles | Industrial



Continued from previous page

## Wetguard® Locking Plugs, Connectors, Inlets, Outlets and Receptacles



Locking Devices

30A Wetguard® Locking Devices								
Rating	30A-125V		30A-250V		30A-277V		30A-125/250V	
Configuration	2P 3W		2P 3W		2P 3W		3P 3W	
NEMA								
	L5-30		L6-30		L7-30		Non-NEMA	
Description	Color	Cat. No.	Cat. No.	Cat. No.	Cat. No.	Cat. No.	Cat. No.	
Plug	Yellow	28W47*	28W48*	28W49	28W08			
Plug Cap		28W*	28W*	28W*	28W*			
Connector		29W47*	29W48*	29W49	29W08			
Connector Cap		50W54*	50W54*	50W54*	50W54*			
Single Outlet		99W47-S	99W48-S	99W49-S	99W08-S			
Single Inlet		68W47	68W48	68W49	68W08			
Connector for Single Inlet		78W47-C	78W48-C	78W49-C	78W08-C			
Single Receptacle		26CM-10	26CM-20	2630	3330			
Receptacle Cover w/Gasket		60W05*	60W05*	60W05*	60W05*			

Rating	30A-125/250V		30A-3Ø 250V		30A-3Ø 480V		30A-3ØY 600V	
Configuration	3P 4W		3P 4W		3P 4W		3P 4W	
NEMA								
	L14-30		L15-30		L16-30		L17-30	
Description	Color	Cat. No.	Cat. No.	Cat. No.	Cat. No.	Cat. No.	Cat. No.	
Plug	Yellow	28W74	28W75	28W76*	28W77			
Plug Cap		28W*	28W*	28W*	28W*			
Connector		29W74	29W75	29W76*	29W77			
Connector Cap		50W54*	50W54*	50W54*	50W54*			
Single Outlet		99W74-S	99W75-S	99W76-S	99W77-S			
Single Inlet		68W74	68W75	68W76	68W77			
Connector for Single Inlet		78W74-C	78W75-C	78W76-C	78W77-C			
Single Receptacle		27CM-10	27CM-20	2730	2740			
Receptacle Cover w/Gasket		60W05*	60W05*	60W05*	60W05*			
Replacement Male Insert	—	28W74-IN	—	—	—	—		
Replacement Interior for Locking Plug	—	—	28W75-IN	28W76-IN	—	—		
Replacement Female Insert	—	29W74-IN	—	—	—	—		
Replacement Interior for Locking Connector	—	—	29W75-IN	29W76-IN	—	—		

Rating	30A-3ØY 120/208V		30A-3ØY 120/208V		30A-3ØY 277/480V		30A-3ØY 347/600V	
Configuration	4P 4W		4P 5W		4P 5W		4P 5W	
NEMA								
	Non-NEMA		L21-30		L22-30		L23-30	
Description	Color	Cat. No.	Cat. No.	Cat. No.	Cat. No.	Cat. No.	Cat. No.	
Plug	Yellow	28W09	28W81	28W82	28W83			
Plug Cap		28W*	28W*	28W*	28W*			
Connector		29W09	29W81	29W82	29W83			
Connector Cap		50W54*	50W54*	50W54*	50W54*			
Single Outlet		99W09-S	99W81-S	99W82-S	99W83-S			
Single Inlet		68W09	68W81	68W82	68W83			
Connector for Single Inlet		78W09-C	78W81-C	78W82-C	78W83-C			
Single Receptacle		3430	2810	2820	2830			
Receptacle Cover w/Gasket		60W05*	60W05*	60W05*	60W05*			




28W47



29W48



99W76



50W54

NEMA configuration diagrams represent plug blade configuration. \*Available in black. To order, add "-B" suffix to catalog number




## Wetguard® FD Box System

### Features and Benefits

- Compliant with UL and CSA standards
- Rated to NEMA 4, 4X, 12 and IEC IP66 when used with Leviton Wetguard® devices
- Available in one-, two- and three-gang configurations
- Constructed of PVC with unthreaded conduit with reducers and plugs for conduit openings

### 3-Gang FD Box FDBX3-Y (Exploded View)



Stainless steel device mounting plates with an 8-inch long, 12 AWG ground wire lead for use with strap-mounted devices

Patent-pending "modular" frame design allows the combining of a variety of single-gang devices in multi-gang configurations without the need for dedicated two-, and three-gang cover plates

1" diameter unthreaded conduit openings, reducers for 3/4" and 1/2" PVC conduit and plugs for unused openings

TPV gasket on all Wetguard® covers assures maximum watertight and dust-tight seal between device cover and frame

TPV gasket assures maximum watertight and dust-tight seal between frame and box

External flange with mounting holes for surface mounting.

*Continued on next page*

Continued from previous page

### FD Box System

#### FDBX1-GY


Boxes feature 1" diameter unthreaded conduit openings, and include reducers for 3/4" and 1/2" PVC conduit

Rigid PVC construction provides excellent resistance to impact, water and chemicals found in harsh industrial environments

Corrosion-resistant brass threaded inserts for mounting covers

Stainless steel assembly screws provide excellent corrosion resistance

Also included are plugs for unused openings




#### COVER-S

Impact and chemical resistant Valox® PBT cover and handle provide extended life in abusive environments

Integrated lockout handle meets OSHA safety regulations

Cover rated NEMA 4, 4X, 12 and IEC IP66

Stainless steel mounting and assembly screws provide excellent corrosion resistance; triple-drive head facilitates proper tightening



Valox® is a registered trademark of SABIC

### FD Box System

Description	Box Volume	Conduit Openings	Cat. No. Yellow	Cat. No. Gray
Single-Gang FD Box with plugs and reducers	26.0 cu in/426 cu cm	2	FDBX1-Y	FDBX1-GY
Two-Gang FD Box with plugs and reducers	67.3 cu in/1103 cu cm	4	FDBX2-Y	FDBX2-GY
Three-Gang FD Box with plugs and reducers	109.1 cu in/1788 cu cm	6	FDBX3-Y	FDBX3-GY

All boxes are shipped with ground plate assembled to box. Single-gang box image shows ground plate removed for clarity



**Stainless Steel FD Box System**

**FDSS1 and FDSS2 with 99W83-S & COVER-S**


Available in single-gang and two-gang configurations

Welded 304 stainless steel construction provides resistance against heat, chemical corrosion and physical abrasion

Boxes are suitable for use in wet and damp locations

Electropolished finish provides a smoother surface for ease of cleaning and improved sterilization

Single-gang Wetguard® devices fit in any frame position and provide excellent protection from water and dust ingress



**Stainless Steel FD Box System**

Description	Box Volume	Cat. No.
Single-Gang Stainless Steel FD Box	37.2 cu in/610 cu cm	FDSS1
Two-Gang Stainless Steel FD Box	87.3 cu in/1431 cu cm	FDSS2
3/4" Stainless Steel Hub	—	SSHUB

Boxes are compatible with all Wetguard® covers **EXCEPT** duplex receptacle cover



FDSS1



FDSS2

## Switch Cover, Plate and Replacement Covers

Switch Covers, Plate and Replacement Covers		
Cat. No.	Color	Description
COVER-S	Yellow	Single Gang Switch Cover and Gasket for any 15A-40A Toggle Switch, including Leviton
COVER-GS	Gray	Manual Motor Starters
WTCVD*	Yellow	Wetguard® Replacement Cover and Gasket for Wetguard® Duplex Outlets Only
WTCVS-15	Yellow	Wetguard® Replacement Cover and Gasket for 15A and 20A Straight and 15A Locking Single Inlets and Outlets
WTCVS-20	Yellow	Wetguard® Replacement Cover and Gasket for all 20A Locking Single Inlets and Outlets
WTCVS-30	Yellow	Wetguard® Replacement Cover and Gasket for all 30A Locking Single Inlets and Outlets
WP459	Yellow	Wetguard® Blank Plate and Gasket
60W03	Yellow	Wetguard® Cover and Gasket for 15A and 20A Straight Blade and 15A Locking Box Mount Single Flush Receptacles
60W04	Yellow	Wetguard® Cover and Gasket for 20A Locking Box Mount Single Flush Receptacles
60W05	Yellow	Wetguard® Cover and Gasket for 30A Locking Box Mount Single Flush Receptacles

\*Not for use with standard duplex devices



COVER-GS



WTCVS-15



60W03



WP459



WTCVD

## Severe Duty Dustguard®

Dustguard® plugs and connectors feature resistance to the damaging effects of dirt, dust, metal filings and other airborne particulate matter that can seriously degrade electrical performance. They share many of the superior design features of Wetguard® plugs and connectors, offering a reliable source of electrical power where extended mechanical and electrical life are specified but moisture-resistance is not required.

### Features and Benefits

- Tongue and groove design of front module and TPV body assures tight fit in husk and offers excellent barrier against dirt and dust
- Rubber membrane seal for secure cord grip; creates a barrier and keeps contaminants from entering the device interior
- Santoprene™ TPV husk exterior offers excellent resistance to cracking and fading from sunlight exposure, repels moisture and fluids, and endures extreme temperature variations
- Fast-threading assembly screws, keyed wiring module and husk, self-centering strain relief clamps and deep-funneled wiring wells provide for simple and fast assembly

## 15 Amp Locking Devices

### Dustguard® Locking Plugs and Connectors



2447

#### 15A Locking 2-Pole, 3-Wire Devices

Amp	Volt	NEMA Configuration	Cat. No. Plug	Cat. No. Connector
15	125	L5-15 	2447	2547

NEMA configuration diagrams represent plug blade configuration



#### Related Products

See page C-79 in the Straight Blade Devices section for Straight Blade Dustguard® devices.

## Rhino-Hide® NEMA Wiring Devices

### Rugged Connectors for Extreme Environments

Rhino-Hide® NEMA wiring devices are the only connectors in this class to carry a true watertight/submersible rating, making them suitable for the wettest environments, including those where plugs and connectors may be subject to immersion in mud or water. The high-performance TPV material used in plugs and connectors offers superior resistance (as compared with ordinary rubber) to water, chemicals and UV exposure for long-lasting performance.

#### Plug, Connector & Receptacle



#### Features and Benefits

- Submersible, watertight, and dust-tight for outdoor and other wet environments; rated to NEMA Enclosure Type 3R, 4, 4X, 6, 6P, 12, 13 and IP66/IP67/IP68/IP69K (high-pressure steam cleaning); ABS certified — suitable for marine environments
- Threaded connections make these devices ideal in high-vibration environments such as oil-drilling and mining operations
- Coated aluminum components provide superior corrosion resistance to bare aluminum, especially in salt-air environments, which extends service life of the device and facilitates easier installation and removal of threaded components
- Nickel-plated brass electrical contacts provide superior electrical performance and corrosion resistance for extended service life
- Devices are compatible with other manufacturers' devices as well as standard NEMA configured devices
- Available in seven voltage/ampere configurations

*Continued on next page*

Continued from previous page

## Rhino-Hide® NEMA Wiring Devices

### Features and Benefits

#### Receptacles

- The only submersible receptacle in its class
- Industry exclusive self-closing cover automatically seals receptacle when not in use — cover cannot be lost or left off
- Industry exclusive integral hasp provides OSHA lockout/tagout capabilities for added safety
- Wire pigtails make it faster and easier to install
- Mounts to common FS/FD cast device boxes
- Black oxide coated stainless steel assembly screws prevent corrosion from exposure and galvanic activity between screws and receptacle flange

#### Plugs & Connectors

- Plugs and connectors are submersible when mated or with protective cap installed (connector only)
- High-performance TPV components withstand extreme temperatures, are UV stabilized and resistant to water, oils, and other chemicals
- Industry exclusive variable adjust, watertight strain relief system speeds assembly and provides more reliable performance than conventional rubber boot type systems
- Machined aluminum components are hard anodized to prevent corrosion and pitting
- Stainless steel assembly hardware resists corrosion
- Coated wire rope cover lanyard on connector is more durable than conventional beaded chain type lanyards, minimizing the chances of lost covers that result in damage from exposure to the elements
- Available with black or yellow bodies

### NEMA Locking Devices — 15A and 20A

Amp	Volt	NEMA Configuration	Cat. No.				
			Blade Type	Body Color	Plug*	Connector*	Receptacle
15	125	L5-15	Locking	Black	LNR80-5E	LNR86-5E	LNR96-5
15	250	L6-15	Locking	Black	LNR80-6E	LNR86-6E	LNR96-6
15	277	7-15	Locking	Black	LNR80-7E	LNR86-7E	LNR96-7

\*To order yellow bodied plugs and connectors, replace "E" at end of catalog number with "Y"



Receptacle



Plug and Connector

## Midget Locking Devices

### Features and Benefits

- Offers a smaller form factor for limited-space applications
- Locking plugs and connectors feature heavy-duty nylon construction for top performance in the environmental extremes of grueling industrial settings
- Flanged inlets and outlets are built to endure hard use with rugged nylon flanges that assure a smooth, flush fit and outstanding resistance to cracking and breaking
- Backed by a lifetime warranty

### 15A-125V

#### 2-Pole, 2-Wire Non-Grounding

Rating		15A-125V	
NEMA			
	ML1	ML1	
Description	Cat. No. Plug	Cat. No. Connector	
Locking	ML1-P	ML1-C	
Angle	ML1-AP	ML1-AC	
Inlets and Outlets	Inlet	Outlet	
Nylon Flange	ML1-PB	ML1-PER	



ML1-P

#### 2-Pole, 3-Wire Grounding

Rating		15A-125V	
NEMA			
	ML2	ML2	
Description	Cat. No. Plug	Cat. No. Connector	
Locking	ML2-P	ML2-C	
Angle	ML2-AP	ML2-AC	
Inlets and Outlets	Inlet	Outlet	
Nylon Flange	ML2-PB	ML2-PER	



ML1-AP



ML2-AP

### 15A-125/250V

#### 3-Pole, 3-Wire Non-Grounding

Rating		15A-125/250V	
NEMA			
	ML3	ML3	
Description	Cat. No. Plug	Cat. No. Connector	
Locking	ML3-P	ML3-C	
Angle	ML3-AP	ML3-AC	
Inlets and Outlets	Inlet	Outlet	
Nylon Flange	ML3-PB	ML3-PER	



ML3-P



## Combination Locking and Straight Blade Duplex Receptacles

### Features and Benefits

- Impact-resistant black thermoplastic nylon face and body
- Smooth face does not collect dirt
- Large, triple-wipe brass “T” contacts for superior contact and conductivity
- Triple-combination terminal screws
- Back and side wire options accept #10-#14 AWG stranded or solid wire
- Backed by a limited 10-year warranty

### 15A-125V

**2-Pole, 3-Wire Back and Side Wired, Grounding**

Rating	15A-125V
NEMA	L5-15R      5-15R
Description	Cat. No.
Duplex Combination Locking & Straight Blade Receptacle with Common Feed	4792
2 Hot Feeds, 1 Neutral Return	4794-1R
Split Feed — 2 Hot Feeds, 2 Neutral Returns	4795-2R



4792

### Wallplates and Covers

#### 302 Stainless Steel



84003-40

302 Stainless Steel

#### Thermoplastic



80703-E (Black)

Other Colors Available



#### Wallplates

Find the right wallplate for any application. **See section S for Wallplates & Covers.**

## Integrated Power Inlets and Outlets with Weather-Resistant Covers

### Features and Benefits

- Engineered to IP 64 and NEMA 3R protection ratings
- Suitable for industrial indoor and outdoor use
- Gray, glass-filled thermoplastic cover and white, nylon device
- Glass-filled thermoplastic cover and plate provide outstanding impact resistance and durability
- Dual gaskets, one under plate and one under lid, for weather-resistant fit
- Stainless steel external hardware resists corrosive effects of moisture
- Large thumb-tab makes it easy to open cover with gloved hand
- Mounts to panels or FS/FD boxes
- UL Listed and CSA Certified for wet locations with cover closed
- Backed by a limited 2-year warranty

### 15A-125V and 15A-250V

#### 2-Pole, 3-Wire

Rating	15A-125V		15A-250V	
NEMA				
	L5-15P	L5-15R	L6-15P	L6-15R
Description	Cat. No. Inlet	Cat. No. Outlet	Cat. No. Inlet	Cat. No. Outlet
Standard Wire Wells	4716-CWP	4715-CWP	4586-CWP	4585-CWP



4715-CWP

### SPOTLIGHT

#### Food Processing

We know how important it is to ensure reliable electrical performance that will decrease downtime and protect equipment from washdown and corrosion. We're committed to helping food processing facilities run safely and efficiently. For more information visit [www.leviton.com/foodprocessing](http://www.leviton.com/foodprocessing).



# Surge Protective Devices (SPDs)

# G

Surge Protective Devices .....	G-2
NEC® Code Updates .....	G-3
Type 1 Surge Protective Circuit Breakers .....	G-4
Surge Protective Panel Series Description .....	G-5
Type 1 Surge Protective Panels .....	G-6
Type 2 Surge Protective Panels .....	G-7
Type 3 Surge Protective Devices .....	G-9
Type 3 Medical Grade Power Strips .....	G-11
Type 3 Surge Protective Strips .....	G-11
Type 3 Riser Diagram .....	G-12



## Surge Protective Devices (SPDs)

There are different types of surge protective devices, categorized based on the service area they protect and where they are installed. **It's important to understand how they can be layered to ensure complete surge protection.**

- TYPE 1**  
Installed before or at the main breaker panel —  
Protecting against external surges caused by instances such as lightning or utility capacitor bank switching. Type 1 devices can be used in Type 2 applications.
- TYPE 2**  
Providing the same protection as Type 1 but mounted to the load side of an electric service panel —  
These devices protect against residual lightning energy, motor driven surges and other internally generated surges. Type 2 devices can be tiered on branch circuits for additional protection.
- TYPE 3**  
Used at the protected equipment —  
Such as computers, gaming systems and TVs, shielding from harmful transients and acting as the last line of defense.



## 2020 AND 2023 NATIONAL ELECTRICAL CODE® (NEC) UPDATES

### 230.67 Surge Protection

Article 230.67 of the 2020 National Electrical Code® (NEC) requires all services supplying dwelling units to be provided with a surge protective device (SPD), as an integral part of equipment or located immediately adjacent. The SPD must be a Type 1 or Type 2 SPD. This requirement applies to residential service equipment being replaced as well.

The 2023 NEC expands upon Article 230.67 in the 2020 NEC. Whereas the 2020 NEC required SPDs in “dwelling units”, the 2023 NEC added dormitory units, guest rooms and guest suites of hotels and motels, as well as areas of nursing homes and limited-care facilities used exclusively as patient sleeping rooms to areas requiring an SPD.

### NEC Article: 230.67 Surge Protection

#### A. SURGE-PROTECTIVE DEVICE

All services supplying the following occupancies shall be provided with a surge-protective device (SPD):

1. Dwelling units\*
2. Dormitory units
3. Guest rooms and guest suites of hotels and motels
4. Areas of nursing homes and limited-care facilities used exclusively as patient sleeping rooms

#### B. LOCATION

The SPD shall be an integral part of the service equipment or shall be located immediately adjacent thereto.

EXCEPTION: The SPD shall not be required to be located at the service equipment as required in 230.67(B) if located at each next level distribution equipment downstream toward the load.

#### C. TYPE - The SPD shall be a Type 1 or Type 2 SPD.

#### D. REPLACEMENT - Where service equipment is replaced, all of the requirements of this section shall apply.


#### E. RATINGS - SPDs shall have a nominal discharge current rating (In) of not less than 10kA.

\*As per the NEC, a dwelling unit is a single unit, providing complete and independent living facilities for one or more persons, including permanent provisions for living, sleeping, cooking, and sanitation.



## TARGETED SOLUTIONS FOR COMPLIANCE

### Surge Protective Circuit Breakers



#### R Series



#### P Series




## TYPE 1 — Surge Protective Circuit Breakers

### Features and Benefits

- Designed for easy in-panel installation, providing effective surge protection for the entire home
- An easy-to read LED indicator light displays power, protection status and remains lit, even if the breaker is off, or tripped
- **ONLY for use with the Leviton Load Center**

### TYPE 1 — Surge Protective Circuit Breakers


Cat. No.	Description	Max Amp Rating	Voltage (VAC) Configuration	Max Surge Current
LSPD1-T	(2) 1-Pole Thermal	15A	120 V / 240 V	25 kA
LSPD2-T	Magnetic Circuit Breakers	20A		



LSPD1-T

Take power to new heights with the award-winning **Leviton Load Center** — the most intelligent circuit breaker system.

\*Smart Hub sold separately



#### Approachable

- Modern design with intuitive functionality and appealing aesthetics
- LEDs communicate trip condition and type of fault (AF/GF) and remain illuminated even when tripped.

#### Safer

- As the first GFCI circuit breakers on the market that met the newest/May 2021 UL requirements<sup>1</sup>, Leviton GFCIs set the bar for home safety
- Leviton AFCI, GFCI and dual-function circuit breakers feature patented reset lockout technology, and will not reset if Ground or Arc Fault protection is compromised

#### Fastest Installation

- Allows for all wiring at rough-in, without any circuit breakers present<sup>2</sup>
- Only Fully Plug-On Breaker System (up to 60A)
- Circuit Breakers simply snap in for up to 25% faster install

1. The UL943 standard no longer exempts GFCI circuit breakers from detecting and warning when the trip solenoid and/or switching semiconductor fails in the "open" state, rendering the GFCI circuit breaker incapable of tripping in response to a fault condition, resulting in complete loss of GFCI protection. However, the effective date of this requirement is 8/11/24. Leviton GFCIs have always met the more stringent safety requirement.

2. For applications up to 60A when using copper wire; or 50A when using aluminum wire.

### Surge Protective Panels

Series Descriptions		R Series	P Series	B Series	M Series	X Series	
		Compact in size and easy to install; ideal for residential homes and light-use split phase systems	Ideal for residential homes and light use commercial applications	Ideal for the branch panel in commercial and industrial applications and the main panel in light commercial applications	Ideal for point-of-entry or main service entrance installations	Advanced features including surge counters and performance monitoring, designed to provide the greatest level of protection where surge damage would lead to excessive loss or downtime on expensive machinery	
SPECIFICATIONS	Type	TYPE 1	TYPE 1	TYPE 2	TYPE 2	TYPE 2	
	Nominal Discharge Current Rating (I <sub>n</sub> )	10kA	20kA				
	Maximum Surge Current Rating Protection Per Mode/Per Phase	18kA/36kA	25kA/50kA	65kA/130kA	130kA/260kA	200kA/400kA	
	Short Circuit Current Rating (SCCR)	200kA					
	Enclosure Rating	NEMA 4X			NEMA 4		
	FEATURES	Protection Status LED	●	●	●	●	●
Audible Alarm			●	●	●	●	
Form C Dry Contacts			●	●	●	●	
EMI/RFI Filtering (UL 1283)				●	●	●	
LCD Screen with Surge/TOV Counter: • Event History • Statistics • Voltages ...and more						●	

#### Features and Benefits

##### Code Compliance

- Meets 2023 NEC and UL 1449 5th edition requirements

##### High Performance

- Leading surge protection ratings

##### Durable

- Feature NEMA 4 and 4X outdoor ratings



# Type 1 Surge Protective Panels

R Series | P Series



G Surge Protective Devices (SPDs)

## Type 1 Surge Protective Panels — R and P Series

### Features and Benefits

**R Series Panels** — Compact in size and easy to install; ideal for residential homes and light-use split phase systems

- 10kA Nominal Discharge Current Rating (In)
- Maximum Surge Current Rating 18kA per Mode, 36kA per Phase
- 200kA Short Circuit Current Rating (SCCR)
- NEMA 4X Enclosure

**P Series Panels** — Ideal for residential homes and light use commercial applications

- 20kA Nominal Discharge Current Rating (In)
- Maximum Surge Current Rating 25kA per Mode, 50kA per Phase
- 200kA Short Circuit Current Rating (SCCR)
- NEMA 4X Enclosure
- Three phase options available

### TYPE 1 R & P Series Surge Protective Panels

Series	Cat. No.	Voltage	Phase	Maximum Continuous Operating Voltage (MCOV)	Voltage Protection Rating (VPR) Performance Data
<b>R</b>	R2120-B	120/240 VAC/CA	Split Phase	180V/360V*	L-N: 700V, L-L: 1200V
<b>P</b>	P2120-B	208Y/120 VAC/CA	Three Phase	150V/300V*	L-N: 700V, L-G: 1200V, N-G: 600V, L-L: 1200V
	P3120-YB				L-N: 600V, L-G: 600V, N-G: 600V, L-L: 1000V
	P3277-YB	480Y/277 VAC/CA	WYE	350V/700V*	L-N: 1200V, L-G: 2500V, N-G: 1000V, L-L: 2000V

\*Second voltage refers to L-L rating



**R Series**  
FEATURING Protection Status LED



**P Series**  
FEATURING Protection Status LED | Audible Alarm

### Accessories for Flush Mount Applications

Series	Description	Cat. No.
<b>R</b>	R Series Flush Mount Flange - Polycarbonate	RSURG-FLG
<b>P</b>	P Series Flush Mount Flange - Polycarbonate	PSURG-FLG



RSURG



PSURG



## Type 2 Surge Protective Panels — B and M Series

### Features and Benefits

**B Series Panels** — Ideal for the branch panel in commercial and industrial applications and the main panel in light commercial applications

- 20kA Nominal Discharge Current Rating (In)
- Maximum Surge Current Rating 65kA per Mode, 130kA per Phase
- 200kA Short Circuit Current Rating (SCCR)
- NEMA 4X Enclosure

**M Series Panels** — Ideal for point-of-entry or main service entrance installations

- 20kA Nominal Discharge Current Rating (In)
- Maximum Surge Current Rating 130kA per Mode, 260kA per Phase
- 200kA Short Circuit Current Rating (SCCR)
- NEMA 4 Enclosure
- Three phase options available

### TYPE 2 — B & M Series Surge Protective Panels

Series	Cat. No.	Voltage	Phase	Maximum Continuous Operating Voltage (MCOV)	Voltage Protection Rating (VPR) Performance Data
<b>B</b>	B1120-B	120 VAC/CA	Single Phase	180V	L-N: 700V, L-G: 700V, N-G: 700V
	B2120-B	120/240 VAC/CA	Split Phase	180V/360V*	L-N: 700V, L-G: 700V, N-G: 700V, L-L: 1200V
	B3120-YB	208Y/120 VAC/CA	Three Phase WYE	150V/300V*	L-N: 700V, L-G: 700V, N-G: 600V, L-L: 1200V
	B3240-DB	240 VAC/CA	Three Phase Delta	275V	L-G: 1000V, L-L: 1200V
	B3240-HB	120/240 VAC/CA	Hi-Leg Delta	180/275V*	L-N: 800V, L-G: 700V, N-G: 700V, L-L: 1500V
	B3277-YB	480Y/277 VAC/CA	Three Phase WYE	350V/700V*	L-N: 1200V, L-G: 1200V, N-G: 1200V, L-L: 2500V
	B3347-YB	347/600 VAC/CA	Three Phase WYE	440V/880V*	L-N: 1500V, L-G: 1500V, N-G: 1500V, L-L: 3000V
<b>M</b>	B3480-DB	480 VAC/CA	Three Phase Delta	550V	L-G: 1800V, L-L: 1800V
	M2120-B	120/240 VAC/CA	Split Phase	180V/360V*	L-N: 700V, L-G: 800V, N-G: 600V, L-L: 1200V
	M3120-YB	208Y/120 VAC/CA	Three Phase WYE	150V/300V*	L-N: 600V, L-G: 700V, N-G: 600V, L-L: 1000V
	M3240-DB	240 VAC/CA	Three Phase Delta	275V	L-G: 900V, L-L: 1800V
	M3277-YB	480Y/277 VAC/CA	Three Phase WYE	350V	L-N: 1200V, L-G: 1200V, N-G: 1000V, L-L: 2000V
	M3347-YB	347/600 VAC/CA	Three Phase WYE	440V/880V*	L-N: 1500V, L-G: 1500V, N-G: 1500V, L-L: 2500V
	M3480-DB	480 VAC/CA	Three Phase Delta	550V	L-G: 1800V, L-L: 1800V
M3600-DB	600 VAC/CA	Delta	680V	L-G: 2000V, L-L: 2000V	

\*Second voltage refers to L-L rating



### Accessories for Flush Mount Applications

Series	Description	Cat. No.
<b>B</b>	B Series Flush Mount Flange - Aluminum	BSURG-FLG
<b>M</b>	M Series Flush Mount Flange - Aluminum	MSURG-FLG



## Type 2 Surge Protective Panels — X Series

### Features and Benefits


**X Series Panels** — High levels of protection and advanced features including surge counters and performance monitoring, designed to provide the greatest level of protection where surge damage would lead to excessive loss or downtime on expensive machinery

- 20kA Nominal Discharge Current Rating (In)
- Maximum Surge Current Rating 65kA per Mode, 130kA per Phase
- 200kA Short Circuit Current Rating (SCCR)
- NEMA 4X Enclosure

### TYPE 2 — X Series Surge Protective Panels

Series	Cat. No.	Voltage	Phase	Maximum Continuous Operating Voltage (MCOV)	Voltage Protection Rating (VPR) Performance Data
<b>X</b>	X2120-C	120/240 VAC/CA	Split Phase	175V/300V*	L-N: 600V, L-G: 700V, N-G: 600V, L-L: 900V
	X3120-YC	208Y/120 VAC/CA	Three Phase	150V/300V*	L-N: 600V, L-G: 600V, N-G: 600V, L-L: 1000V
	X3277-YC	480Y277 VAC/CA	WYE	320V/700V*	L-N: 1200V, L-G: 1200V, N-G: 1200V, L-L: 2000V

\*Second voltage refers to L-L rating



X Series

FEATURING Protection Status LED | Audible Alarm | EMI/RFI Filtering (UL 1283)

### Accessories for Flush Mount Applications

Series	Description	Cat. No.
<b>X</b>	X Series Flush Mount Flange - Aluminum	XSURG-FLG



XSURG

### SPOTLIGHT

#### Surge Protection

Need assistance? To learn more about how to implement an effective surge protective network have a Surge Protection Expert contact you. For more information visit [www.leviton.com/surge](http://www.leviton.com/surge).



## Type 3 Surge Protective Devices

### Features and Benefits

- EMI/RFI Noise Filtering
- Optional features include audible alarm, tamper-resistant, 4-in-1, isolated ground, and hospital grade
- Point-of-use protection for up to 18,000 amps of surge current total



\*4-in-1 Offers NEC Code Compliance, allowing you to increase the number of receptacles in your facility without having to pull new wires.

### TYPE 3 — Surge Protective Receptacles

#### COMMERCIAL SPECIFICATION GRADE

##### Decora® Tamper-Resistant Surge Protective Receptacles

Amp	Outlet Config.	Color									Features
		Brown	Ivory	White	Gray	Red	Blue	Black	Orange	Lt. Almond	
15A	Duplex	T5280	T5280-I	T5280-W	T5280-GY	—	T5280-B	T5280-E	—	T5280-T	■
20A		T5380	T5380-I	T5380-W	T5380-GY	—	T5380-B	T5380-E	—	—	■
15A		—	T7280-I	T7280-W	—	—	T7280-B	T7280-E	—	T7280-T	■ ■■■■
20A		—	T7380-I	T7380-W	—	—	T7380-B	T7380-E	—	—	■ ■■■■

##### Decora® Surge Protective Receptacles

15A	Duplex	5280	5280-I	5280-W	5280-GY	—	5280-B	—	—	5280-T	■
20A		5380	5380-I	5380-W	5380-GY	—	5380-B	—	—	—	■
15A		5280-IG	5280-IGI	5280-IGW	Th	—	5280-IGB	—	5280-IGO	—	▼ ■
20A		5380-IG	5380-IGI	5380-IGW	5380-IGG	—	5380-IGB	—	5380-IGO	—	▼ ■
15A		—	7280-I	7280-W	—	—	7280-B	—	—	7280-T	■ ■■■■
20A		—	7380-I	7380-W	—	—	7380-B	—	—	—	■ ■■■■

##### 4-in-1 Surge Protective Receptacles

15A	Four-In-One	—	5480-I	5480-W	5480-GY	5480-R	5480-BU	—	—	—	■
20A		—	5490-I	5490-W	5490-GY	—	5490-BU	—	—	—	■
15A		—	—	—	—	—	—	—	5480-IG	—	▼ ■
20A		—	5490-IGI	—	—	—	—	5490-IGB	—	5490-IG	—

\*NEC Article® 517.19(B)(2) - Critical Care (Category 1) Spaces - Receptacle Requirements

**KEY:** ▼ Isolated Ground ■ Indicator Light ■■■ Audible Alarm ● Hospital Grade

## Type 3 Surge Protective Devices

TYPE 3 — Surge Protective Receptacles											
HOSPITAL GRADE											
Decora® Surge Protective Receptacles											
Amp	Outlet Config.	Color									Features
		Brown	Ivory	White	Gray	Red	Blue	Black	Orange	Lt. Almond	
15A	Duplex	8280	8280-I	8280-W	—	8280-R	8280-B	—	—	8280-T	■       ●
20A		8380	8380-I	8380-W	8380-GY	8380-R	8380-B	—	—	—	■       ●
15A		—	8280-IGI	8280-IGW	—	—	8280-IGB	—	8280-IGO	—	▼ ■       ●
20A		—	8380-IGI	8380-IGW	8380-IGG	—	8380-IGB	—	8380-IGO	—	▼ ■       ●
Decora® Tamper-Resistant Surge Protective Receptacles											
15A	Duplex	—	T8280-I	T8280-W	—	T8280-R	T8280-B	—	—	T8280-T	■       ●
20A		—	T8380-I	T8380-W	T8380-GY	T8380-R	T8380-B	—	—	—	■       ●
4-in-1 Surge Protective Receptacles											
15A	Four-In-One*	—	8480-I	8480-W	—	8480-R	—	—	—	—	■ ●
20A		—	8490-I	8490-W	—	8490-R	—	—	—	—	■ ●
15A		—	8480-IGI	8480-IGW	—	—	8480-IGB	—	—	—	▼ ■ ●
20A		—	8490-IGI	—	—	—	8490-IGB	—	8490-IG	—	▼ ■ ●

\*NEC Article® 517.19(B)(2) - Critical Care (Category 1) Spaces - Receptacle Requirements

<b>KEY:</b>	▼ Isolated Ground	■ Indicator Light	Audible Alarm	● Hospital Grade
-------------	-------------------	-------------------	---------------	------------------

## Type 3 Medical Grade Power Strips

### Features and Benefits

- Conforms to UL 1363A, UL 60601-1, UL 60950-1, and UL 1449
- Devices with Inform™ technology feature a line-of-sight, real-time LED indication when the NFPA 99 current limit (75%) has been reached
- All outlets and plug are hospital grade, ensuring dependable performance
- Heavy duty steel construction withstands the rigors of demanding environments
- Built-in overload protection shuts off the strip in case of excess power draw, and can be returned to service with the simple push of a button
- Easily accommodates surface mounting; IV pole mounting with the use of mounting bracket (5300M-BKT)

Learn More



### TYPE 3

#### TYPE 3 — Surge Medical Grade Power Strips

Stock Configurations	Current Rating	AC Power Cord Length	2 Outlet	4 Outlet	6 Outlet
Surge Protective Medical Grade Power Strips	15A (12 A max continuous load)	7 Feet	5302M-1S7	5304M-1S7	5306M-1S7
		15 Feet	5302M-1S5	5304M-1S5	5306M-1S5
	20A (16 A max continuous load)	7 Feet	5302M-2S7	5304M-2S7	5306M-2S7
		15 Feet	5302M-2S5	5304M-2S5	5306M-2S5
Surge Protective Medical Grade Power Strips with Load Monitoring Inform™ Technology	15A (12 A max continuous load)	7 Feet	—	53C4M-1S7	53C6M-1S7
		15 Feet	—	53C4M-1S5	53C6M-1S5
	20A (16 A max continuous load)	7 Feet	—	53C4M-2S7	53C6M-2S7
		15 Feet	—	53C4M-2S5	53C6M-2S5

All strips available with flying leads — contact your Leviton sales representative for details.

Non-surge protective medical grade power strips are also available. Please visit [leviton.com/medstrips](http://leviton.com/medstrips) for more information.



Surge Protective with Load Monitoring Inform™ Technology

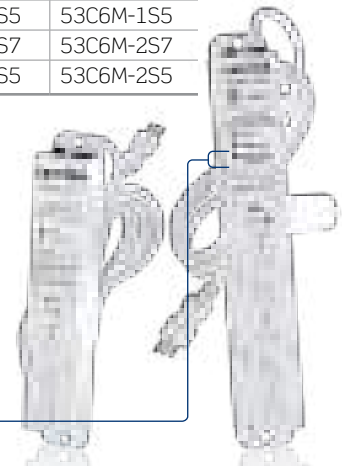
#### TYPE 3 — Additional Accessories

Description	Cat. No.
<b>Replacement Outlet Covers</b> Each will cover two outlets	5300M-CVR
<b>Mounting Bracket</b> Includes top and bottom mounting mechanisms	5300M-BKT



**OVERCURRENT INDICATION**

LOAD MONITOR EXCEEDED NFPA 99 CURRENT LIMIT WHEN LIT



## Type 3 Surge Protective Strips

### Features and Benefits

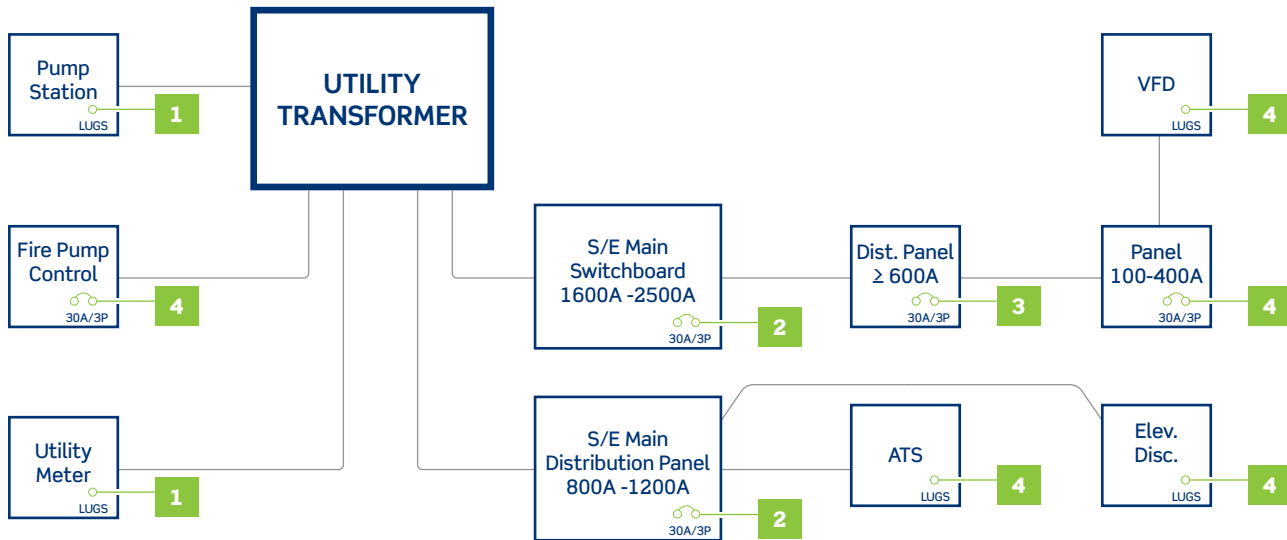
- Feature metal housing, ON/OFF switch, and tamper-resistant outlets
- Includes audible alarm at protection loss
- 6 Foot Cord Length
- Multi-line protection (L-N, L-G, N-G)
- Onboard resettable circuit breaker

#### TYPE 3 — Surge Protective Strips

Application	Maximum Input Current	Joules	Cat. No.
Industrial	15A	1330	5100-IPS
	20A	900	5100-IS2



## Type 3 Riser Diagram



## RECOMMENDED SPD

- 1 P Series** — Type 1, Maximum Surge Current Rating 50kA Per Phase, NEMA 4X Enclosure
- 2 M Series or X Series**  
**M Series** — Type 2, Maximum Surge Current Rating 260kA Per Phase, NEMA 4 Enclosure, Filtering  
**X Series** — Type 2, Maximum Surge Current Rating 400kA Per Phase, NEMA 4 Enclosure, Filtering, LCD with Surge/TOV Counter
- 3 B Series or M Series**  
**B Series** — Type 2, Maximum Surge Current Rating 130kA Per Phase, NEMA 4X Enclosure, Filtering  
**M Series** — Type 2, Maximum Surge Current Rating 260kA Per Phase, NEMA 4 Enclosure, Filtering
- 4 B Series** — Type 2, Maximum Surge Current Rating 130kA Per Phase, NEMA 4X Enclosure, Filtering

All 5 Series meet UL1449 5th edition and feature 200kA Short Circuit Current Ratings (SCCR)

## STAY UP-TO-DATE ON CODE REQUIREMENTS

In addition to Article 230.67 (page 4), there are several other places surge protective devices are referenced in the National Electrical Code, with references to the 2023 NEC below:

- **409.70** Industrial Control Panels
- **551.72(E)** RV Park Distribution Systems (allowed, but not mandatory)
- **620.51(E)** Elevators, Dumbwaiters, Escalators, Moving Walks, Platform Lifts, and Stairway Chairlifts
- **645.18** Critical Operations Data Systems
- **694.7(D)** Wind Electric Systems
- **695.15** Fire Pumps
- **700.8** Emergency System Switchgear, Switchboards, and Panelboards
- **708.20(D)** Critical Operations Power Systems
- **760.33** Fire Alarm Control Panels



LEV Series North American Configurations .....	H-2
Core Devices .....	H-4
LEV Series Mechanical Interlocks with Inform™ Technology .....	H-8
LEV Series Mechanical Interlocks .....	H-9
International Configurations .....	H-15
IEC 60309-1 & IEC 60309-2 Clock Diagram .....	H-20



## LEV Series North American Configurations


Designed to be stronger and easier to assemble for the most efficient installation and superior performance in any environment.

### LEV Series




Mounting feet attachment does not require drilling into the enclosure and can be adjusted for several angles


Bottom hinged cover designed with installer in mind




Captive screws for an easier installation



Receptacles and inlets come with pre-attached gaskets and grounding wires for mounting ease



Clearly marked contact carriers offer quick identification of each wire location



Multiple grommets with cord diameter ranges molded-in make it easier to select the correct fit and minimizes the risk of compromising a watertight seal



Captive terminal & assembly screws won't fall out during installation or servicing



Designed with fewer screws to ease assembly



Completely screwless back clamp available for 30A devices cuts installation time even further by eliminating 2 additional screws and providing additional dust protection



Threaded housing design on plugs and connectors speeds installation

*Continued on next page*



Continued from previous page

## LEV Series North American Configurations

### Pin Features



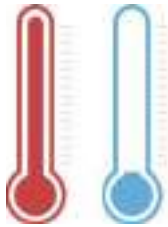
No space for debris to build up



Nickel-plated brass pins & sleeves are self-cleaning and corrosion-resistant

H  
Pin & Sleeve

Tested to endure impact at the most extreme temperatures




NSF Certified sanitary design trusted for use in food & beverage environments



Long-term Submersion



Withstands any wet and harsh location with the highest and most comprehensive ratings on the market  
**IP66, IP67, IP68 & IP69K**



## LEV Series North American Configurations

### Features and Benefits


- All plugs and connectors and 60 and 100 Amp inlets and receptacles constructed of impact modified nylon. 20 and 30 Amp inlets and receptacles constructed of PBT
- Nickel-plated brass pins and sleeves for added corrosion-resistance
- Plugs & connectors available with alternate screwless clamp (20 and 30A only) or power indication with Inform technology
- Watertight and dust-tight rated to IP66, IP67, IP68 and IP69K
- Listed to UL 1682 and 1686, CSA and NOM-ANCE requirements
- NSF certified sanitary design trusted for use in food & beverage facilities
- Meets North American IEC 60309-1 and 60309-2 standards
- Backed by an industry best limited 5-year warranty

### LEV Series Plugs & Connectors with Inform™ Technology



- Visual Power Indication for Safety
  - Quickly identify if power is present, warning that the device is energized
  - Green LEDs will illuminate as a safety precaution
  - Allows for faster troubleshooting when there is a power problem

### LEV Series with Inform™



### Ordering information for LEV Series Pin & Sleeve Devices

4	30	P	7	W	LEV	PI
1st digit	2nd-4th Digit	Letter	Clock Position*	Suffix	NEW Leviton	Feature
	20 = 20 Amp					
3 = 3 wire	30 = 30 Amp	P = Plug	4 = 4 o'clock	W = Watertight	LEV Series	PI = Power Indication
4 = 4 wire	60 = 60 Amp	C = Connector	5 = 5 o'clock			A = Alternate Screwless Clamp
5 = 5 wire		R = Receptacle	6 = 6 o'clock			PIA = Power Indication w/ Alternate Screwless Clamp
	100 = 100 Amp	B = Inlet	7 = 7 o'clock			
			9 = 9 o'clock			
			12 = 12 o'clock			

\*Clock position applies to ground pin location on female devices

Continued on next page

Continued from previous page

### 20A and 30A LEV Series Pin & Sleeve – North American Rated

20 A Watertight Pin & Sleeve Devices											
Wiring	Color	Voltage AC	Connector/ Receptacle Clock Position	Plug/ Inlet View	HP Rating	Plug w/Standard Clamp	Plug w/ Alternate Screwless Clamp	Connector w/Standard Clamp	Connector w/ Alternate Screwless Clamp	Receptacle	Inlet
2p3w	Yellow	125	4		—	320P4WLEV	320P4WLEVA	320C4WLEV	320C4WLEVA	320R4WLEV	320B4WLEV
	Blue	250	6		—	320P6WLEV	320P6WLEVA	320C6WLEV	320C6WLEVA	320R6WLEV	320B6WLEV
	Red	480	7		—	320P7WLEV	320P7WLEVA	320C7WLEV	320C7WLEVA	320R7WLEV	320B7WLEV
3p4w	Orange	125/250	12		—	420P12WLEV	420P12WLEVA	420C12WLEV	420C12WLEVA	420R12WLEV	420B12WLEV
	Blue	3Ø250	9		3	420P9WLEV*	420P9WLEVA**	420C9WLEV*	420C9WLEVA**	420R9WLEV	420B9WLEV
	Red	3Ø480	7		7.5	420P7WLEV*	420P7WLEVA**	420C7WLEV*	420C7WLEVA**	420R7WLEV	420B7WLEV
	Black	3Ø600	5		10	420P5WLEV	420P5WLEVA	420C5WLEV	420C5WLEVA	420R5WLEV	420B5WLEV
4p5w	Blue	3ØY120/208	9		2	520P9WLEV	520P9WLEVA	520C9WLEV	520C9WLEVA	520R9WLEV	520B9WLEV
	Red	3ØY277/480	7		7.5	520P7WLEV	520P7WLEVA	520C7WLEV	520C7WLEVA	520R7WLEV	520B7WLEV
	Black	3ØY347/600	5		10	520P5WLEV	520P5WLEVA	520C5WLEV	520C5WLEVA	520R5WLEV	520B5WLEV

30A Watertight Pin & Sleeve Devices											
Wiring	Color	Voltage AC	Connector/ Receptacle Clock Position	Plug/ Inlet View	HP Rating	Plug w/Standard Clamp	Plug w/ Alternate Screwless Clamp	Connector w/Standard Clamp	Connector Alternate Screwless Clamp	Receptacle	Inlet
2p3w	Yellow	125	4		NA	330P4WLEV	330P4WLEVA	330C4WLEV	330C4WLEVA	330R4WLEV	330B4WLEV
	Blue	250	6		NA	330P6WLEV	330P6WLEVA	330C6WLEV	330C6WLEVA	330R6WLEV	330B6WLEV
	Red	480	7		NA	330P7WLEV	330P7WLEVA	330C7WLEV	330C7WLEVA	330R7WLEV	330B7WLEV
3p4w	Orange	125/250	12		NA	430P12WLEV	430P12WLEVA	430C12WLEV	430C12WLEVA	430R12WLEV	430B12WLEV
	Blue	3Ø250	9		3	430P9WLEV*	430P9WLEVA**	430C9WLEV*	430C9WLEVA**	430R9WLEV	430B9WLEV
	Red	3Ø480	7		7.5	430P7WLEV*	430P7WLEVA**	430C7WLEV*	430C7WLEVA**	430R7WLEV	430B7WLEV
	Black	3Ø600	5		10	430P5WLEV	430P5WLEVA	430C5WLEV	430C5WLEVA	430R5WLEV	430B5WLEV
4p5w	Blue	3ØY120/ 208	9		3	530P9WLEV	530P9WLEVA	530C9WLEV	530C9WLEVA	530R9WLEV	530B9WLEV
	Red	3ØY277/ 480	7		10	530P7WLEV	530P7WLEVA	530C7WLEV	530C7WLEVA	530R7WLEV	530B7WLEV
	Black	3ØY347/ 600	5		15	530P5WLEV	530P5WLEVA	530C5WLEV	530C5WLEVA	530R5WLEV	530B5WLEV



\*Add "PI" to end of part number for Power Indication.  
 \*\*Change "A" to "PIA" for Power Indication and Alternate Screwless Clamp

Custom configurations available upon request.

# LEV Series | North American Configurations

60A and 100A Watertight | Industrial



Continued from previous page

## 60A and 100A LEV Series Pin & Sleeve – North American Rated

H  
Pin & Sleeve

60A Watertight Pin & Sleeve Devices										
Wiring	Color	Voltage AC	Connector/ Receptacle Clock Position	Plug/ Inlet View	HP Rating	Plug w/Standard Clamp	Connector w/ Standard Clamp	Receptacle	Inlet	
2p3w	Yellow	125	4			NA	360P4WLEV	360C4WLEV	360R4WLEV	360B4WLEV
	Blue	250	6			NA	360P6WLEV	360C6WLEV	360R6WLEV	360B6WLEV
	Red	480	7			NA	360P7WLEV	360C7WLEV	360R7WLEV	360B7WLEV
3p4w	Orange	125/250	12			NA	460P12WLEV	460C12WLEV	460R12WLEV	460B12WLEV
	Blue	3Ø250	9			7.5	460P9WLEV*	460C9WLEV*	460R9WLEV	460B9WLEV
	Red	3Ø480	7			15	460P7WLEV*	460C7WLEV*	460R7WLEV	460B7WLEV
	Black	3Ø600	5			20	460P5WLEV	460C5WLEV	460R5WLEV	460B5WLEV
4p5w	Blue	3ØY120/208	9			5	560P9WLEV	560C9WLEV	560R9WLEV	560B9WLEV
	Red	3ØY277/480	7			15	560P7WLEV	560C7WLEV	560R7WLEV	560B7WLEV
	Black	3ØY347/600	5			20	560P5WLEV	560C5WLEV	560R5WLEV	560B5WLEV

100 A Watertight Pin & Sleeve Devices										
Wiring	Color	Voltage AC	Connector/ Receptacle Clock Position	Plug/ Inlet View	HP Rating	Plug	Connector	Receptacle	Inlet	
2p3w	Yellow	125	4			—	3100P4WLEV	3100C4WLEV	3100R4WLEV	3100B4WLEV
	Blue	250	6			—	3100P6WLEV	3100C6WLEV	3100R6WLEV	3100B6WLEV
	Red	480	7			—	3100P7WLEV	3100C7WLEV	3100R7WLEV	3100B7WLEV
3p4w	Orange	125/250	12			—	4100P12WLEV	4100C12WLEV	4100R12WLEV	4100B12WLEV
	Blue	3Ø250	9			10	4100P9WLEV*	4100C9WLEV*	4100R9WLEV	4100B9WLEV
	Red	3Ø480	7			20	4100P7WLEV*	4100C7WLEV*	4100R7WLEV	4100B7WLEV
	Black	3Ø600	5			30	4100P5WLEV	4100C5WLEV	4100R5WLEV	4100B5WLEV
4p5w	Blue	3ØY120/208	9			7.5	5100P9WLEV	5100C9WLEV	5100R9WLEV	5100B9WLEV
	Red	3ØY277/480	7			20	5100P7WLEV	5100C7WLEV	5100R7WLEV	5100B7WLEV
	Black	3ØY347/600	5			30	5100P5WLEV	5100C5WLEV	5100R5WLEV	5100B5WLEV



\*Add "PI" to end of part number for Power Indication.  
\*\*Change "A" to "PIA" for Power Indication and Alternate Screwless Clamp

Custom configurations available upon request.

## 100A Marine Grade Pin & Sleeve Devices — ABYC Certified

Industry exclusive, ABYC Certified North American, Marine Grade Pin & Sleeve devices. Ideal for dockside power applications, these marine grade devices do not follow the standard IEC color system.

100A LEV Series IEC Pin & Sleeve Devices — Marine Grade							
Wiring	Color	Voltage AC	Connector/ Receptacle Clock Position	Plug/ Inlet View	Plug	Connector	Receptacle
3p4w	Yellow	125/250	12		M4100P12WLEV	M4100C12WLEV	—
	Gray				—	—	M4100R12WLEV
4p5w	Yellow	3Ø277/480	7		M5100P7WLEV	M5100C7WLEV	—
	Gray				—	—	M5100R7WLEV
	Yellow	3Ø120/208	9		M5100P9WLEV	M5100C9WLEV	—
	Gray				—	—	M5100R9WLEV

\*IEC 60309 Industrial Grade, IP66/67/68, & IP69K Certified.

### SPOTLIGHT

#### Dockside Power Pedestals

Power pedestals for marine applications provide an all-encompassing solution, including power, water, metering, and lighting. Built for durability, these power pedestals include electrical wiring devices from the brand you trust, and are 100% customizable to fit your needs. See pages J-7 through J-12 for more information or visit [www.leviton.com/powerpedestals](http://www.leviton.com/powerpedestals).



## LEV Series Mechanical Interlocks with Inform™ Technology

LEV Series Mechanical Interlocks with Inform™ Technology identify disturbances that can impact machine performance and minimize unplanned downtime. This is achieved by monitoring individual line-side and load-side voltage values, ground continuity, liquid accumulation inside the enclosure (sensors identify accumulation inside the enclosure and notify you before they can cause a device failure) and welded contacts. Enhance predictive maintenance schemes and deliver critical data to the right person at the right time. Available with local and remote monitoring.

### LEV Series Mechanical Interlocks with Inform™ Technology



#### On-device, Local Monitoring

##### • LED STATES

- **Steady GREEN:** Normal operating condition
- **Flashing YELLOW:** Warning/Minor Fault
- **Flashing RED:** Abnormal Operating Condition/Major Fault
- **OFF:** Normal power OFF

- Individual line-side and load side voltage values
- Ground continuity
- Liquid accumulation inside the enclosure
- Welded contacts

#### Optional Remote Monitoring via Wi-Fi

In addition to local monitoring data, remote monitoring via Wi-Fi allows for 24/7 access to insights of all devices, such as:

- Enclosure temperature
- Enclosure humidity
- Liquid accumulation
- Line- and load-side voltage values
- Ground continuity
- Support materials

The Inform™ app offers real-time notifications of abnormal conditions, so you can respond faster to potential problems and minimize the duration of downtime events



QR code links directly to product detail web page

### LEV Series Mechanical Interlocks

#### Features and Benefits

- Impact, UV and chemical-resistant PBT enclosure
- Pre-wired IEC receptacle accepts all manufacturer's IEC 60309-2 plugs
- Fused models accept "Class J" time-delay fuses
- Watertight and dust-tight rated to IP66, IP67, IP68 and IP69K
- NSF certified sanitary design trusted for use in food & beverage facilities
- Meets North American IEC 60309-1 and 60309-2 standards
- Listed to UL 231 and 1686, CSA and NOM-ANCE requirements, CE Marked
- Backed by an industry best limited 5-year warranty

20A and 30A

60A and 100A



#### 20A and 30A LEV Series Mechanical Interlocks – North American Rated

##### 20A Mechanical Interlocks

Amps	Wiring	Color	Voltage AC	Clock Position	Fused Mechanical Interlock	HP Rating	Non-Fused Mechanical Interlock	HP Rating
20	2p3w	Blue	240	6	—	—	320MI6WLEV	3 HP
		Red	480	7	—	—	320MI7WLEV	5 HP
	3p4w	Orange	125/250	12	420MF12WLEV	2 HP @ 120 VAC 3 HP @ 208-240 VAC L-L	420MI12WLEV	2 HP @ 120 VAC 3 HP @ 208-240 VAC L-L
		Blue	3Ø240	9	420MF9WLEV	7.5 HP	420MI9WLEV	10 HP
		Red	3Ø480	7	420MF7WLEV	15 HP	420MI7WLEV	20 HP
		Black	3Ø600	5	420MF5WLEV	20 HP	420MI5WLEV	25 HP
	4p5w	Blue	3ØY120/208	9	—	—	520MI9WLEV	10 HP
		Red	3ØY277/480	7	—	—	520MI7WLEV	20 HP
		Black	3ØY347/600	5	—	—	520MI5WLEV	25 HP

##### 30A Mechanical Interlocks

Amps	Wiring	Color	Voltage AC	Clock Position	Fused Mechanical Interlock	HP Rating	Non-Fused Mechanical Interlock	HP Rating
30	2p3w	Blue	240	6	—	—	330MI6WLEV	5 HP
		Red	480	7	—	—	330MI7WLEV	10 HP
	3p4w	Orange	125/250	12	430MF12WLEV	2 HP @ 120 VAC 3 HP @ 208-240 VAC L-L	430MI12WLEV	2 HP @ 120 VAC 3 HP @ 208-240 VAC L-L
		Blue	3Ø240	9	430MF9WLEV	7.5 HP	430MI9WLEV*	10 HP
		Red	3Ø480	7	430MF7WLEV	15 HP	430MI7WLEV	20 HP
		Black	3Ø600	5	430MF5WLEV	20 HP	430MI5WLEV	25 HP
	4p5w	Blue	3ØY120/208	9	—	—	530MI9WLEV	10 HP
		Red	3ØY277/480	7	530MF7WLEV	15 HP	530MI7WLEV	20 HP
		Black	3ØY347/600	5	530MF5WLEV	20 HP	530MI5WLEV	25 HP

\*430MI9WLEVAC — Available with Factory-Installed Auxiliary Contact.

\*\*460MI9WLEVAC — Available with Factory-Installed Auxiliary Contact.

Auxiliary Contacts available separately for all configurations — see page H-14

Continued on next page

# LEV Series | North American Configurations

60A and 100A Mechanical Interlocks | **Industrial**



Continued from previous page

## 60A and 100A LEV Series Mechanical Interlocks – North American Rated

H  
Pin & Sleeve

60A Mechanical Interlocks									
Amps	Wiring	Color	Voltage AC	Clock Position	Fused Mechanical Interlock	HP Rating	Non-Fused Mechanical Interlock	HP Rating	
60	2p3w	Blue	240	6	360MF6WLEV	7.5 HP	360MI6WLEV	10 HP	
		Red	480	7	—	—	360MI7WLEV	20 HP	
	3p4w	Orange	125/250	12	460MF12WLEV	2 HP @ 120 VAC 7.5 HP @ 208-240 VAC L-L	460MI12WLEV	2 HP @ 120 VAC 10 HP @ 208-240 VAC L-L	
		Blue	3Ø240	9	460MF9WLEV	15 HP	460MI9WLEV**	20 HP	
		Red	3Ø480	7	460MF7WLEV	30 HP	460MI7WLEV	40 HP	
		Black	3Ø600	5	460MF5WLEV	50 HP	460MI5WLEV	40 HP	
		4p5w	Blue	3ØY120/208	9	560MF9WLEV	15 HP	560MI9WLEV	20 HP
	Red		3ØY277/480	7	—	—	560MI7WLEV	40 HP	
	Black		3ØY347/600	5	—	—	560MI5WLEV	40 HP	

100A Mechanical Interlocks									
Amps	Wiring	Color	Voltage AC	Clock Position	Fused Mechanical Interlock	HP Rating	Non-Fused Mechanical Interlock	HP Rating	
100	2p3w	Yellow	125	4	—	—	3100MI4WLEV	7.5	
		Blue	240	6	—	—	3100MI6WLEV	20 HP	
		Red	480	7	—	—	3100MI7WLEV	30 HP	
	3p4w	Orange	125/250	12	—	—	4100MI12WLEV	7.5 HP @ 120 VAC 20 HP @ 208-240 VAC L-L	
		Blue	3Ø240	9	—	—	4100MI9WLEV	40 HP	
		Red	3Ø480	7	—	—	4100MI7WLEV	60 HP	
		Black	3Ø600	5	—	—	4100MI5WLEV	50 HP	
	4p5w	Blue	3ØY120/208	9	—	—	5100MI9WLEV	40 HP	
		Red	3ØY277/480	7	—	—	5100MI7WLEV	60 HP	
		Black	3ØY347/600	5	—	—	5100MI5WLEV	50 HP	

\*430MI9WLEVAC — Available with Factory-Installed Auxiliary Contact.  
 \*\*460MI9WLEVAC — Available with Factory-Installed Auxiliary Contact.  
 Auxiliary Contacts available separately for all configurations — see page H-14



### LEV Series Mechanical Interlocks with Inform™ Technology

#### Features and Benefits

##### With Inform™ Local Monitoring Sensing Technology

- Sensing capabilities
- LED Indication of operating status on cover



##### With Inform™ Remote Monitoring Communicating Technology

- Sensing capabilities
- LED Indication of operating status on cover
- Remote monitoring via Wi-Fi through the Inform app
- Real-time in-app and email notifications



##### Additional Features

- Embossed ON/OFF markings
- Strongest handle and interlock design validated through above & beyond endurance testing for improved safety
- Longer length, overmold handle provides an improved grip and features 3 lockout/tagout provisions for OSHA Compliance
- Constructed of impact-resistant, UV stable PBT
- Mounting feet standoff ¼" from surface - Meets NEC® 300.6 air space requirement & NSF Certified

### 20A and 30A LEV Series Mechanical Interlocks – North American Rated

20A and 30A Mechanical Interlocks with Inform™ Technology										
Amps	Wiring	Color	Voltage AC	Clock Position	Local Monitoring			Remote Monitoring		
					Non-Fused Mechanical Interlock w/ Sensing	HP Rating		Non-Fused Mechanical Interlock w/ Communicating	HP Rating	
20	3p4w	Blue	3Ø240	9		420MI9WLEVS	10 HP		420MI9WLEVC	10 HP
		Red	3Ø480	7		420MI7WLEVS	20 HP		420MI7WLEVC	20 HP
30	3p4w	Blue	3Ø240	9		430MI9WLEVS	10 HP		430MI9WLEVC	10 HP
		Red	3Ø480	7		430MI7WLEVS	20 HP		430MI7WLEVC	20 HP

For accessories see [page H-13](#)

Continued on next page

# LEV Series | North American Configurations

60A and 100A Mechanical Interlocks with Inform™ Technology | **Industrial**



Continued from previous page

## 60A and 100A LEV Series Mechanical Interlocks – North American Rated

### 60A and 100A Mechanical Interlocks with Inform™ Technology

Amps	Wiring	Color	Voltage AC	Clock Position	Local Monitoring			Remote Monitoring		
					Non-Fused Mechanical Interlock w/ Sensing	HP Rating		Non-Fused Mechanical Interlock w/ Communicating	HP Rating	
60	3p4w	Blue	3Ø240	9	460MI9WLEVS	20 HP		460MI9WLEVC	20 HP	
		Red	3Ø480	7	460MI7WLEVS	40 HP		460MI7WLEVC	40 HP	
100	3p4w	Blue	3Ø240	9	4100MI9WLEVS	20 HP		4100MI9WLEVC	20 HP	
		Red	3Ø480	7	4100MI7WLEVS	40 HP		4100MI7WLEVC	40 HP	

For accessories see **page H-13**

### LEV Series Mechanical Interlocks



Continued on next page

Continued from previous page

### Ordering information for LEV Series Mechanical Interlocks

4	30	MI	7	W	LEV	C
1st digit	2nd-4th Digit	Letter	Clock Position*	Suffix	NEW Leviton	Feature
3 = 3 wire	20 = 20 Amp 30 = 30 Amp	MI = Mechanical Interlock, Non-Fused	4 = 4 o'clock	W = Watertight	LEV Series	S = Sensing, LED Indication
4 = 4 wire	60 = 60 Amp	MF = Mechanical Interlock, Fused	5 = 5 o'clock			C = Communicating, Remote Monitoring via Wi-Fi
5 = 5 wire	100 = 100 Amp		6 = 6 o'clock 7 = 7 o'clock 9 = 9 o'clock 12 = 12 o'clock			

\*Clock position applies to ground pin location on female devices

### LEV Series Accessories

Replacement Watertight Cap for Connectors and Receptacles			Replacement Watertight Locking Ring for Plugs and Inlets			
Amperage	Wiring	Cat. No.	Amperage	Wiring	Device	Cat. No.
		CA320LEV				RP320LEV
		CA420LEV				RP420LEV
		CA520LEV				RP520LEV
		CA100LEV				RA100LEV
30	3-Wire and 4-Wire	CA343LEV	30	3-Wire and 4-Wire	Plug	RP343LEV
30	5-Wire	CA530LEV	30	5-Wire	Plug	RP530LEV
60	All	CA060LEV	60	All	Plug	RA060LEV
			30	3-Wire and 4-Wire	Inlet	RI343LEV
			30	5-Wire	Inlet	RI530LEV



Replacement Watertight Caps



Replacement Locking Rings



Liquid-Tight Adapters for Plugs & Connectors			
Amperage	Wiring	NPT Size	Cat. No.
30	3-Wire and 4-Wire	¾"	SAC34LEV
30	5-Wire	1"	SAC10LEV
60	All	1 ¼"	SAC12LEV



Liquid Tight Adapters

Lockout/Tagout for Pin and Sleeve Devices	
Type	Cat. No.
Can be used for any IEC 60309-1 and 60309-2 pin and sleeve plugs or inlets	PLG1



Lockout/Tagout

Continued on next page

# LEV Series | Accessories

For Use With LEV Series Devices | **Industrial**



Continued from previous page


## LEV Series Accessories

H  
Pin & Sleeve

Protective Closure Caps for Plugs and Inlets			Watertight Hubs for Mechanical Interlocks and Back Boxes	
Amperage	Wiring	Cat. No.	Amperage	Cat. No.
		PC320	¾"	HUB-034
		PC420	1"	HUB-100
		PC520	1 ¼"	HUB-114
		PC100	1 ½"	HUB-112
30	3-Wire and 4-Wire	PC3430	2"	HUB-200
30	5-Wire	PC530		
60	All	PC60		
Back Boxes			Replacement Grommets for Plugs and Connectors	
Amperage	Cat. No. Non-Metallic	Cat. No. Metallic	Amperage	Cat. No.
20/30	BX230LEV	BX230-M	20	GROM20LEV
60	0BX60LEV	BX60-M	30	GROM23LEV
100	BX100LEV	BX100-M	60	GROM60LEV
			100	GROM00LEV
Clamp Assemblies for Plugs and Connectors				
Type	For Use With		Cat. No. Metallic	
Alternate Screwless Clamp Assembly	20 Amp, 5-Wire and 30 Amp, All		CLAM23WLEV	
Standard Clamp Assembly	20 Amp, 5-Wire and 30 Amp, All		CLAM30LEV	
Standard Clamp Assembly	60 Amp, All		CLAM60LEV	
Mechanical Interlock and Safety Disconnect Accessories				
Cat. No.	For Use With			
MOUNT-LDS	Mounting Feet			
HNDLE	Replacement Handle			
AUXNO	30/60/80 Amp Non-Fused Aux Contact — Normally Open			
AUXNC-NF	30/60/80 Amp Non-Fused Aux Contact — Normally Closed			
AUXNC-F1	30 Amp Fused Aux Contact — Normally Closed			
AUXNO-F1	30 Amp Fused Aux Contact — Normally Open			
AUXNO-F2	60 Amp/100 Amp Fused Aux Contact - Normally Open			
AUXNC-F2	60/100 Amp Fused Aux Contact - Normally Closed			
30ASW	30 Amp Non-Fused Replacement Switch			
6080A-NF	60/80 Amp Non-Fused Replacement Switch			
30ASW-F	30 Amp Fused Replacement Switch			
60ASW-F	60 Amp Fused Replacement Switch			
HNDLE-ALT	Alternate Replacement Handle			
HUB-34	¾" Conduit Hub			
HUB-100	1" Conduit Hub			
HUB-114	1 ¼" Conduit Hub			
HUB-112	1 ½" Conduit Hub			



Protective Closure Cap



Watertight Hubs



Back Boxes



Replacement Grommets



Clamp Assemblies



Mechanical Interlock and Safety Disconnect Accessories

## International Rated Configurations

### Plugs, Connectors, Inlets & Receptacles

Leviton offers international configurations in 16 and 32 Amps that are available in two different ingress protection ratings: IP44 splashproof and IP66/IP67 watertight and dust-tight. These IEC 60309-1 and 60309-2 compliant devices are ideal for use overseas where voltage and amperage requirements differ from North American standards, but where rigorous performance, quality and reliability criteria need to be met.

#### Features and Benefits

- Offering includes plugs, connectors, panel mount and surface mount socket outlets, inlets and backboxes
- Available in 16, 32, 63 and 125 Amps
- Ideal for use overseas where voltage and amperage requirements differ from North American standards

#### Splashproof (IP44)

- Easy access to wire chambers
- Locking strain relief grip
- Spring clip connection to speed assembly on 16/32A plugs and connectors
- Rubber gland for watertight seal
- Easily opened, spring-loaded cap on connectors and socket outlets



### Splashproof (IP44) Devices



Plug



Connector



Panel Mount Socket Outlet



Surface Mount Socket Outlet with Back Box



Panel Mount Inlet



Back Box

#### Splashproof (IP44) International Rated Devices

Amps	Poles	Hz	Volts	Connector/Outlet Ground Position	Plug/Inlet View	Plug	Connector	Panel Mount Socket Outlet	Surface Mount Socket Outlet w/ Back Box	Panel Mount Inlet	Back Box
16	2P+E (2P, 3W)	50/60Hz	100V-130V	4		S216-P4	S216-C4	S216-R4	S216-S4	S216-B4	BB16-A
			200V-250V	6		S216-P6	S216-C6	S216-R6	S216-S6	S216-B6	BB16-A
			380V-415V	9		S216-P9	S216-C9	S216-R9	S216-S9	S216-B9	BB16-A
	3P+E (3P, 4W)	50/60Hz	200V-250V	9		S316-P9	S316-C9	S316-R9	S316-S9	S316-B9	BB16-A
			380V-415V	6		S316-P6	S316-C6	S316-R6	S316-S6	S316-B6	BB16-A
		60Hz	440V-460V	11		S316-P11	S316-C11	S316-R11	S316-S11	S316-B11	BB16-A
	3P+N+E (4P, 5W)	50/60Hz	208V-250V	9		S416-P9	S416-C9	S416-R9	S416-S9	S416-B9	BB16-A
			346V-415V	6		S416-P6	S416-C6	S416-R6	S416-S6	S416-B6	BB16-A
		60Hz	440V-460V	11		S416-P11	S416-C11	S416-R11	S416-S11	S416-B11	BB16-A

Continued on next page

Continued from previous page

### Splashproof (IP44) Devices

H  
Pin & Sleeve

Splashproof (IP44) International Rated Devices											
Amps	Poles	Hz	Volts	Connector/ Outlet Ground Position	Plug/ Inlet View	Plug	Connector	Panel Mount Socket Outlet	Surface Mount Socket Outlet w/ Back Box	Panel Mount Inlet	Back Box
<b>32</b>	2P+E (2P, 3W)	50/60Hz	100V-130V	4		S232-P4	S232-C4	S232-R4	S232-S4	S232-B4	BB32-A
			200V-250V	6		S232-P6	S232-C6	S232-R6	S232-S6	S232-B6	BB32-A
			380V-415V	9		S232-P9	S232-C9	S232-R9	S232-S9	S232-B9	BB32-A
	3P+E (3P, 4W)	50/60Hz	200V-250V	9		S332-P9	S332-C9	S332-R9	S332-S9	S332-B9	BB32-A
			380V-415V	6		S332-P6	S332-C6	S332-R6	S332-S6	S332-B6	BB32-A
		60Hz	440V-460V	11		S332-P11	S332-C11	S332-R11	S332-S11	S332-B11	BB32-A
	3P+N+E (4P, 5W)	50/60Hz	208V-250V	9		S432-P9	S432-C9	S432-R9	S432-S9	S432-B9	BB32-A
			346V-415V	6		S432-P6	S432-C6	S432-R6	S432-S6	S432-B6	BB32-A
		60Hz	440V-460V	11		S432-P11	S432-C11	S432-R11	S432-S11	S432-B11	BB32-A

### Ordering information for International Configurations

<b>S</b>	<b>4</b>	<b>16</b>	<b>-</b>	<b>C</b>	<b>11</b>
Prefix	Poles (NOT Wires)	3rd-5th Digit	Dash	Letter	Clock Position
S = Splashproof	2 = 2 Pole	16 = 16 Amp	-	P = Plug	4 = 4 o'clock
W = Watertight	3 = 3 Pole	32 = 32 Amp	-	C = Connector	6 = 6 o'clock
	4 = 4 Pole	63 = 63 Amp	-	R = Receptacle (Flush Mount Socket Outlet)	9 = 9 o'clock
		125 = 125 Amp	-	S = Surface Mount Receptacle Socket Outlet	11 = 11 o'clock
				B = Inlet	

## Watertight (IP66/67) Devices

### Features and Benefits

- Offering includes plugs, connectors, panel mount and surface mount socket outlets, inlets and backboxes
- Available in 16, 32, 63 and 125 Amps
- Ideal for use overseas where voltage and amperage requirements differ from North American standards

### Watertight (IP66/67)

- Molded-on gaskets for a trusted watertight seal
- Nickel-plated brass pins and sleeves are corrosion-resistant
- Easy access to wire chambers
- Locking strain relief grip
- Spring clip connection to speed assembly on 16/32A plugs and connectors
- Rubber gland for watertight seal
- Easily opened, spring-loaded cap on connectors and socket outlets



### Watertight (IP66/67) International Rated Devices

Amps	Poles	Hz	Volts	Connector/ Outlet Ground Position	Plug/ Inlet View	Plug	Connector	Panel Mount Socket Outlet	Surface Mount Socket Outlet w/ Back Box	Panel Mount Inlet	Back Box	
16	2P+E (2P, 3W)	50/60Hz	100V-130V	4		W216-P4	W216-C4	W216-R4	W216-S4	W216-B4	BB16-A	
				6		W216-P6	W216-C6	W216-R6	W216-S6	W216-B6	BB16-A	
				9		W216-P9	W216-C9	W216-R9	W216-S9	W216-B9	BB16-A	
	3P+E (3P, 4W)	50/60Hz		9		W316-P9	W316-C9	W316-R9	W316-S9	W316-B9	BB16-A	
				6		W316-P6	W316-C6	W316-R6	W316-S6	W316-B6	BB16-A	
				11		W316-P11	W316-C11	W316-R11	W316-S11	W316-B11	BB16-A	
	3P+N+E (4P, 5W)	50/60Hz		60Hz	9		W416-P9	W416-C9	W416-R9	W416-S9	W416-B9	BB16-A
					6		W416-P6	W416-C6	W416-R6	W416-S6	W416-B6	BB16-A
					11		W416-P11	W416-C11	W416-R11	W416-S11	W416-B11	BB16-A

Continued on next page

# International Configurations

32A, 63A Watertight | Industrial



Continued from previous page

## Watertight (IP66/67) Devices



Plug



Connector



Panel Mount  
Socket Outlet



Surface Mount Back Box  
Socket Outlet with  
Back Box



Panel Mount  
Inlet



Back Box

### Watertight (IP66/67) International Rated Devices

Amps	Poles	Hz	Volts	Connector/ Outlet Ground Position	Plug/ Inlet View	Plug	Connector	Panel Mount Socket Outlet	Surface Mount Socket Outlet w/ Back Box	Panel Mount Inlet	Back Box
<b>32</b>	2P+E (2P, 3W)	50/60Hz	100V-130V	4		W232-P4	W232-C4	W232-R4	W232-S4	W232-B4	BB32-A
			200V-250V	6		W232-P6	W232-C6	W232-R6	W232-S6	W232-B6	BB32-A
			380V-415V	9		W232-P9	W232-C9	W232-R9	W232-S9	W232-B9	BB32-A
	3P+E (3P, 4W)	50/60Hz	200V-250V	9		W332-P9	W332-C9	W332-R9	W332-S9	W332-B9	BB32-A
			380V-415V	6		W332-P6	W332-C6	W332-R6	W332-S6	W332-B6	BB32-A
		60Hz	440V-460V	11		W332-P11	W332-C11	W332-R11	W332-S11	W332-B11	BB32-A
	3P+N+E (4P, 5W)	50/60Hz	208V-250V	9		W432-P9	W432-C9	W432-R9	W432-S9	W432-B9	BB32-A
			346V-415V	6		W432-P6	W432-C6	W432-R6	W432-S6	W432-B6	BB32-A
		60Hz	440V-460V	11		W432-P11	W432-C11	W432-R11	W432-S11	W432-B11	BB32-A
<b>63</b>	2P+E (2P, 3W)	50/60Hz	200V-250V	6		W263-P6	W263-C6	W263-R6	W263-S6	W263-B6	BB63-A
	3P+E (3P, 4W)	50/60Hz	200V-250V	9		W363-P9	W363-C9	W363-R9	W363-S9	W363-B9	BB63-A
			380V-415V	6		W363-P6	W363-C6	W363-R6	W363-S6	W363-B6	BB63-A
		60Hz	440V-460V	11		W363-P11	W363-C11	W363-R11	W363-S11	W363-B11	BB63-A
	3P+N+E (4P, 5W)	50/60Hz	208V-250V	9		W463-P9	W463-C9	W463-R9	W463-S9	W463-B9	BB63-A
			346V-415V	6		W463-P6	W463-C6	W463-R6	W463-S6	W463-B6	BB63-A
		60Hz	440V-460V	11		W463-P11	W463-C11	W463-R11	W463-S11	W463-B11	BB63-A

Continued on next page

Continued on next page



Continued from previous page

### Watertight (IP66/67) Devices

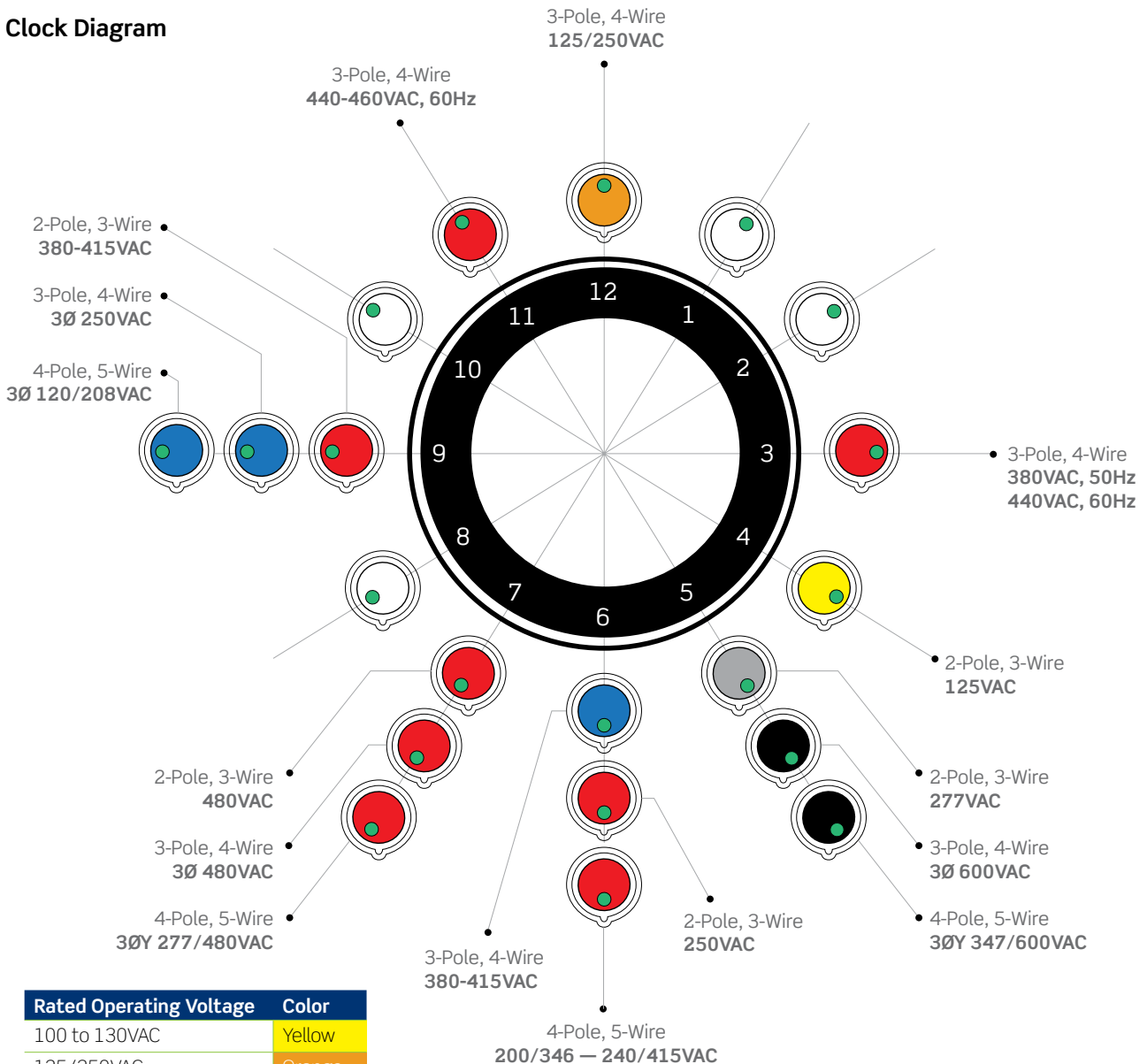
Watertight (IP66/67) International Rated Devices												
Amps	Poles	Hz	Volts	Connector/ Outlet Config. and Clock Position	Plug/ Inlet Config.	Plug	Connector	Panel Mounting Socket Outlet	Surface Mounting Socket Outlet	Panel Mounting Inlet	Back Box	
<b>125</b>	2P+E (2P, 3W)	50/60Hz	200V-250V	6		W2125-P6	W2125-C6	W2125-R6	W2125-S6	W2125-B6	BB125-A	
	3P+E (3P, 4W)	50/60Hz	200V-250V	9		W3125-P9	W3125-C9	W3125-R9	W3125-S9	W3125-B9	BB125-A	
			380V-415V	6		W3125-P6	W3125-C6	W3125-R6	W3125-S6	W3125-B6	BB125-A	
		60Hz	440V-460V	11		W3125-P11	W3125-C11	W3125-R11	W3125-S11	W3125-B11	BB125-A	
	3P+N+E (4P, 5W)	50/60Hz	208V-250V	9		W4125-P9	W4125-C9	W4125-R9	W4125-S9	W4125-B9	BB125-A	
			346V-415V	6		W4125-P6	W4125-C6	W4125-R6	W4125-S6	W4125-B6	BB125-A	
		60Hz	440V-460V	11		W4125-P11	W4125-C11	W4125-R11	W4125-S11	W4125-B11	BB125-A	

## North American IEC 60309-1 & IEC 60309-2 Clock Diagram

In order to prevent connecting devices to an incorrect power source, the IEC 60309 Standard specifies both physical attributes and marking requirements to prevent such mismatch. The dimensions of the device and ground pin, color of the device, and location of the ground pin are all designed for safety requirements.

Devices are color-coded based on voltage and frequency, and these combinations are distinguished by the location of the ground pin relative to a keyway in the housing. The ground pin can be in one of twelve locations spaced at 30° intervals around the circle on which all the pins lie representing a clock. The various positions are referenced from the view of the open side of a socket (or connector/receptacle); the 6 o'clock (180°) position is at the same angle as the keyway, and is oriented downwards. The ground pin also has a larger diameter than the other pins, preventing the wrong type of plug being inserted into a socket, connector, or receptacle.

### Clock Diagram



Rated Operating Voltage	Color
100 to 130VAC	Yellow
125/250VAC	Orange
200 to 250VAC	Blue
277VAC	Red
380 to 480VAC	Black
500 to 690VAC	Gray

## Temporary Power

Rhino-Hide® Single Pole Cam Devices .....	I-2
15 Series Single Pole Devices .....	I-5
16 Series Single Pole Devices .....	I-7
18 Series Single Pole Devices .....	I-16
17 Series Single Pole Devices .....	I-19
22 Series Single Pole Devices .....	I-20
23 Series Single Pole Devices .....	I-22
49 Series Single Pole Devices .....	I-25
Portable Outlet Boxes, Covers and Grips .....	I-30
Portable GFCI Devices .....	I-35
GFCI User Attachable Devices .....	I-37
GFCI Panel Mount .....	I-38



## Rhino-Hide® Single Pole Cam Devices

### Industrial Grade Connectors for Temporary and Semi-Permanent Power Distribution Applications

Rhino-Hide® Single Pole Cam-Type Devices are designed to provide superior service and durability, even under the most severe operating conditions.

15 Series Taper Nose mini-cam plugs and receptacles are ideal for entertainment applications such as those found at carnivals and theme parks.

16 Series Taper Nose Cam-Type Devices are the devices of choice for power distribution applications such as construction sites, mining operations, concerts, sound stages, movie/television productions, sporting events and conventions.

18 Series Single Pole Ball Nose Cam-Type Devices are typically favored by the broadcasting and welding industries.

17 & 19 Series Taper and Ball Nose devices can withstand grueling, heavy-duty industrial use. Preferred applications for these series include generator test stations, water purification plants, electrochemical machining equipment and general industrial uses.

22 & 23 Series Single Pole Latching Cam-Type devices feature an additional latching mechanism for added security, especially in high-vibration applications. These devices can also be retrofitted to existing locations and power distribution systems, allowing for an effortless installation. These plugs are commonly used to provide power to ships at dock side, and are recognized by ETL Labs to meet U.S. Navy specifications.

### 49 Series Single Pole High Amperage Devices

Rhino-Hide® 49 Series single pole devices are designed to deliver up to 1135 Amps at 1000 volts, AC or DC, under the most extreme conditions with cables ranging in size from 313 MCM to 777 MCM. Rhino-Hide® 49 Series products are ideal for demanding applications requiring continuous, reliable high-amperage power in multi phases. Typical locations where these products are used include oil and gas rigs, silicon-controlled rectifiers (SCRs), generator stations and other heavy industrial applications.



## Cam-Type Devices

### Features and Benefits

Rhino-Hide® Single Pole Cam-Type Connectors from Leviton supply temporary electrical power distribution for multiple indoor and outdoor applications.

#### Common Applications

- Motor and generator splices
- Mining and construction sites
- Commercial and navy shipbuilding and repair
- Other temporary power applications

#### Cam-Type Devices for Commercial and Industrial Use

- Plugs are available in set screw or crimp tube termination, taper nose and ball nose configurations
- Intermateable and compatible with competitive cam-type products — can be retrofitted to existing locations and power distribution systems
- Shatter and crack proof — high durometer thermoplastic vulcanizate (TPV) or Neoprene™ rubber
- Color-coded insulating sleeves provide fast and easy phase identification
- Self compensating for wear — slit in male contact provides spring action for longer usage
- Quick connect/disconnect
- High conductivity — positive, vibration-proof connection provided by cam design
- Wide range of applications — usable with a wide range of cable and amperage ratings
- Meets NEC requirements and is UL Listed and CSA Certified; NEMA 3R-rated for use in outside locations

#### Experience the Difference

Rhino-Hide® Single Pole Cam-Type Connectors are designed for easy assembly and disassembly without special tools. A thermoplastic screw is used to tightly secure the contact inside the insulating sleeve, making assembly, disassembly and field repairs effortless. The plugs use plastic locking and reinforcement rings molded into insulating sleeves and receptacles, ensuring the integrity of the connection. Under severe stress and load conditions, these rings will not melt, break or crack.

### Single Pole Devices



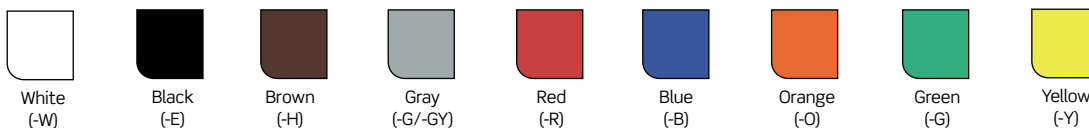
## Cam-Type Plugs

For applications up to 400A, 600V AC or DC



Cam-Type Plugs				
Connector Type	Component	Description	Standards and Certifications (NEMA, UL, CSA)	
15, 16, 18, 17, 19, 22/23 Series Plugs	Sleeve	Santoprene™	See individual pages throughout this section for specific Standards and Certifications information	
	Contact	Brass		
	Strain-Relief	Copper Wire		

**Color Choices** Rhino-Hide® Cam-Type devices are offered in a wide range of colors. To order colors, add suffix to Cat. No.





## 15 Series

### Taper Nose, Cam-Type Plugs

#### 150A, 600VAC/DC Max — NEMA 3R Rated for Outdoor Use

The 15 Series Taper Nose mini-cam plugs, receptacles and connectors are tough and reliable. Primary applications include carnivals and theme parks, as well as the entertainment industry.

#### 15 Series Cam-Type Plugs (up to 150A, 600V) — UL/CSA 1691 Listed

15 Series, Taper Nose — Cam-Type Plugs  			
		Male Plug	Female Plug
Description	Color	Cat. No.	Cat. No.
<b>Single Set Screw Termination</b>	White	15D21-UW	15D22-UW
Cable Size: #8 - #2	Black	15D21-UE	15D22-UE
Max Ampacity: 150A	Brown	15D21-UH	15D22-UH
Voltage: 600VAC/DC	Red	15D21-UR	15D22-UR
	Blue	15D21-UB	15D22-UB
	Orange	15D21-UO	15D22-UO
	Green	15D21-UG	15D22-UG
	Yellow	15D21-UY	15D22-UY
Replacement Contacts	—	15D21-UC	15D22-UC
<b>Crimp Tube Termination</b>	White	15D23-UW	15D24-UW
Cable Size: #8 - #4	Black	15D23-UE	15D24-UE
Max Ampacity: 140A	Brown	15D23-UH	15D24-UH
Voltage: 600VAC/DC	Red	15D23-UR	15D24-UR
	Blue	15D23-UB	15D24-UB
	Orange	15D23-UO	15D24-UO
	Green	15D23-UG	15D24-UG
	Yellow	15D23-UY	15D24-UY
Replacement Contacts	—	15D23-UC	15D24-UC



15D22-UG



15D23-UW



15D24-UG

15 Series — Replacement Sleeves			
		Male	Female
Description	Color	Cat. No.	Cat. No.
<b>#8-#4 Replacement Sleeves</b>	White	15SDM-1UW	15SDF-1UW
	Black	15SDM-1UE	15SDF-1UE
	Brown	—	—
	Red	15SDM-1UR	15SDF-1UR
	Blue	—	—
	Orange	—	—
	Green	—	—
	Yellow	—	—

**Note:** Contact factory for availability



#### Related Products

To accommodate everyday use Leviton offers a variety of 15 Series accessories. **See page I-24 for more information.**



# 15 Series


Rhino-Hide® Single Pole | Receptacles | Industrial



Temporary Power

## 15 Series Cam-Type Panel Mount Receptacles (150A, 600V) — UL/CSA 1691 Listed

15 Series, Taper Nose — Panel Mount Receptacle  				
		Male	Female	Male/Female
Description	Color	Cat. No.	Cat. No.	Cat. No.
<b>.5" Threaded Stud Termination 90°</b> Cable Size: #8 - #2 Max Ampacity: 150A Voltage: 600VAC/DC	White	15R21-UW	15R22-UW	—
	Black	15R21-UE	15R22-UE	—
	Brown	15R21-UH	15R22-UH	—
	Red	15R21-UR	15R22-UR	—
	Blue	15R21-UB	15R22-UB	—
	Orange	15R21-UO	15R22-UO	—
	Green	15R21-UG	15R22-UG	—
	Yellow	15R21-UY	15R22-UY	—
<b>.75" Threaded Stud Termination 90°</b> Cable Size: #8 - #2 Max Ampacity: 150A Voltage: 600VAC/DC	White	15R21-1UW	15R22-1UW	—
	Black	15R21-1UE	15R22-1UE	—
	Brown	15R21-1UH	15R22-1UH	—
	Red	15R21-1UR	15R22-1UR	—
	Blue	15R21-1UB	15R22-1UB	—
	Orange	15R21-1UO	15R22-1UO	—
	Green	15R21-1UG	15R22-1UG	—
	Yellow	15R21-1UY	15R22-1UY	—



15R21-UR



**Note:** Contact factory for availability

## 15 Series Protective Covers and Caps

15 Series - Covers				
		Male	Female	Male/Female
Description	Color	Cat. No.	Cat. No.	Cat. No.
<b>Enclosure</b> Cable Size: #8 - #2 Max Ampacity: 150A Voltage: 600VAC/DC	White	—	—	15S31-UW
	Black	—	—	15S31-UE
	Brown	—	—	15S31-UH
	Red	—	—	15S31-UR
	Blue	—	—	15S31-UB
	Orange	—	—	15S31-UO
	Green	—	—	15S31-UG
	Yellow	—	—	15S31-UY
	Clear	—	—	15S31-UCL



15S31-UR

15 Series — Caps  				
		Male	Female	Male/Female
Description	Color	Cat. No.	Cat. No.	Cat. No.
<b>Enclosure</b> Cable Size: #8 - #2 Max Ampacity: 150A Voltage: 600VAC/DC	White	15P21-UW	15P22-UW	—
	Black	15P21-UE	15P22-UE	—
	Red	15P21-UR	15P22-UR	—
	Blue	15P21-UB	15P22-UB	—
	Green	15P21-UG	15P22-UG	—
Brass Locking Ground Pin (for 49 Series and 15D22/15D24 Female Plugs)	—	—	15GND-UM	—

**Note:** 15S31 devices are NOT UL/CSA 1691 Listed

## Ampacity Table

Ampacity Ratings	
Cable Size	Ampacity
#8	80
#6	105
#4	190
#2	916

Excerpted from NEC Article 400, Table 400.5(A)(2), 90° column



## 16 Series

### Taper Nose, Cam-Type Plugs

#### 400A, 600VAC/DC Max — NEMA 3R Rated for Outdoor Use

The 16 Series Taper Nose products are the connectors of choice for concerts, sound stages, movie-making, television production, sporting events and conventions.

#### 16 Series Cam-Type Plugs (up to 190A, 600V) — UL/CSA 1691 Listed

16 Series, Taper Nose — Cam-Type Plugs			
		Male Plug	Female Plug
Description	Color	Cat. No.	Cat. No.
<b>Double Set Screw Termination</b> Cable Size: #6 - #2 Max Ampacity: 190A Voltage: 600VAC/DC	White	16D44-UW	16D45-UW
	Black	16D44-UE	16D45-UE
	Brown	16D44-UH	16D45-UH
	Red	16D44-UR	16D45-UR
	Blue	16D44-UB	16D45-UB
	Orange	16D44-UO	16D45-UO
	Green	16D44-JG	16D45-JG
	Yellow	16D44-JY	16D45-JY
<b>Crimp Tube Termination</b> Cable Size: #2 - #1 Max Ampacity: 220A Voltage: 600VAC/DC	White	16D25-UW	16D34-UW
	Black	16D25-UE	16D34-UE
	Brown	—	—
	Red	16D25-UR	16D34-UR
	Blue	16D25-UB	16D34-UB
	Orange	—	—
	Green	16D25-JG	16D34-JG
<b>Double Set Screw Termination</b> Alternate Cord Entry — Flexible sleeve allows for #6 & #2 wire without cutting sleeve	White	16D44-AJW	16D45-AJW
	Black	16D44-AJE	16D45-AJE
	Brown	16D44-AJH	16D45-AJH
	Red	16D44-AJR	16D45-AJR
	Blue	16D44-AJB	16D45-AJB
	Orange	16D44-AJO	16D45-AJO
	Green	16D44-AJG	16D45-AJG
Yellow	16D44-AJY	16D45-AJY	

**Note:** Contact factory for availability



#### Related Products

To accommodate everyday use Leviton offers a variety of 16 Series accessories. **See page I-24 for more information.**



## 16 Series

### Taper Nose, Cam-Type Plugs

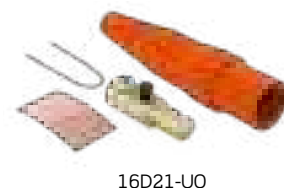
#### 400A, 600VAC/DC Max — NEMA 3R Rated for Outdoor Use

The 16 Series Taper Nose products are the connectors of choice for concerts, sound stages, movie-making, television production, sporting events and conventions.

#### 16 Series Cam-Type Plugs (up to 190A, 600V) — UL/CSA 1691 Listed

16 Series, Taper Nose — Cam-Type Plugs  			
		Male Plug	Female Plug
Description	Color	Cat. No.	Cat. No.
<b>Single Set Screw Termination</b>	White	16D21-UW	16D29-UW
Cable Size: #2 - 2/0	Black	16D21-UE	16D29-UE
Max Ampacity: 300A	Brown	16D21-UH	16D29-UH
Voltage: 600VAC/DC	Red	16D21-UR	16D29-UR
	Blue	16D21-UB	16D29-UB
	Orange	16D21-UO	16D29-UO
	Green	16D21-UG	16D29-UG
	Yellow	16D21-UY	16D29-UY
<b>Double Set Screw Termination</b>	White	16D22-UW	16D31-UW
Cable Size: #2 - 2/0	Black	16D22-UE	16D31-UE
Max Ampacity: 300A	Brown	16D22-UH	16D31-UH
Voltage: 600VAC/DC	Red	16D22-UR	16D31-UR
	Blue	16D22-UB	16D31-UB
	Orange	16D22-UO	16D31-UO
	Green	16D22-UG	16D31-UG
	Yellow	16D22-UY	16D31-UY
Replacement Contacts	—	16D22-UC	16D31-UC
<b>Double Set Screw Termination</b> (Bulk Pack of 25)	White	16D22-BUW	16D31-BUW
Cable Size: #2 - 2/0	Black	16D22-BUE	16D31-BUE
Max Ampacity: 300A	Brown	16D22-BUH	16D31-BUH
Voltage: 600VAC/DC	Red	16D22-BUR	16D31-BUR
UL/CSA 1691 Listed	Blue	16D22-BUB	16D31-BUB
	Orange	16D22-BUO	16D31-BUO
	Green	16D22-BUG	16D31-BUG
	Yellow	16D22-BUY	16D31-BUY
Replacement Cords	—	16D22-BUC	16D31-BUC
<b>Crimp Tube Termination</b>	White	16D26-UW	16D35-UW
Cable Size: 1/0 - 2/0	Black	16D26-UE	16D35-UE
Max Ampacity: 220A	Brown	16D26-UH	16D35-UH
Voltage: 600VAC/DC	Red	16D26-UR	16D35-UR
	Blue	16D26-UB	16D35-UB
	Orange	16D26-UO	16D35-UO
	Green	16D26-UG	16D35-UG
	Yellow	16D26-UY	16D35-UY

**Note:** Contact factory for availability



#### Related Products

To accommodate everyday use Leviton offers a variety of 16 Series accessories.

**See page I-24 for more information.**

## 16 Series Cam-Type Plugs (up to 400A, 600V) — UL/CSA 1691 Listed

16 Series, Taper Nose — Cam-Type Plugs			
		Male Plug	Female Plug
Description	Color	Cat. No.	Cat. No.
<b>Single Set Screw Termination</b>	White	16D23-UW	16D32-UW
Cable Size: 2/0 - 4/0	Black	16D23-UE	16D32-UE
Max Ampacity: 400A	Brown	16D23-UH	16D32-UH
Voltage: 600VAC/DC	Red	16D23-UR	16D32-UR
	Blue	16D23-UB	16D32-UB
	Orange	16D23-UO	16D32-UO
	Green	16D23-UG	16D32-UG
	Yellow	16D23-UY	16D32-UY
Replacement Contacts	—	16D23-UC	16D32-UC
<b>Double Set Screw Termination</b>	White	16D24-UW	16D33-UW
Cable Size: 2/0 - 4/0	Black	16D24-UE	16D33-UE
Max Ampacity: 400A	Brown	16D24-UH	16D33-UH
Voltage: 600VAC/DC	Red	16D24-UR	16D33-UR
	Blue	16D24-UB	16D33-UB
	Orange	16D24-UO	16D33-UO
	Green	16D24-UG	16D33-UG
	Yellow	16D24-UY	16D33-UY
Replacement Contacts	—	16D24-UC	16D33-UC
<b>Crimp Tube Termination</b>	White	16D28-UW	16D37-UW
Cable Size: 3/0 - 4/0	Black	16D28-UE	16D37-UE
Max Ampacity: 400A	Brown	16D28-UH	16D37-UH
Voltage: 600VAC/DC	Red	16D28-UR	16D37-UR
	Blue	16D28-UB	16D37-UB
	Orange	16D28-UO	16D37-UO
	Green	16D28-UG	16D37-UG
	Yellow	16D28-UY	16D37-UY
<b>Double Set Screw Termination</b>	White	16D24-TUW	16D33-TUW
(Set Screws Pre-Installed,	Black	16D24-TUE	16D33-TUE
Bulk Pack of 30)	Brown	16D24-TUH	16D33-TUH
Cable Size: 2/0 - 4/0	Red	16D24-TUR	16D33-TUR
Max Ampacity: 400A	Blue	16D24-TUB	16D33-TUB
Voltage: 600VAC/DC	Orange	16D24-TUO	16D33-TUO
UL/CSA 1691 Listed	Green	16D24-TUG	16D33-TUG
	Yellow	16D24-TUY	16D33-TUY
Replacement Contacts	—	16D24-UC	16D33-UC
<b>Double Set Screw Termination</b>	White	16D24-4UW	16D33-4UW
Pre-cut for Cable 4/0,	Black	16D24-4UE	16D33-4UE
Bulk Pack of 25	Brown	16D24-4UH	16D33-4UH
Cable Size: 2/0 - 4/0	Red	16D24-4UR	16D33-4UR
Max Ampacity: 400A	Blue	16D24-4UB	16D33-4UB
Voltage: 600VAC/DC	Orange	16D24-4UO	16D33-4UO
UL/CSA 1691 Listed	Green	16D24-4UG	16D33-4UG
	Yellow	16D24-4UY	16D33-4UY
Replacement Contacts	—	16D24-UC	16D33-UC

**Note:** Contact factory for availability



16D23-UB



16D32-UW



16D24-UR


**Related Products**

To accommodate everyday use Leviton offers a variety of 16 Series accessories. **See page I-24 for more information.**

# 16 Series

Rhino-Hide® Single Pole | Plugs | Replacement Sleeves | **Industrial**



Temporary Power

## 16 Series Cam-Type Plugs (up to 400A, 600V) — UL/CSA 1691 Listed

16 Series — Replacement Sleeves (TPV)			
		Male Plug	Female Plug
Description	Color	Cat. No.	Cat. No.
<b>For Plugs 2/0 to 4/0</b> Replacement Sleeves (Not for use with Flame Resistant Cam-Type Plugs appearing in table below)	White	16SDM-1UW	16SDF-1UW
	Black	16SDM-1UE	16SDF-1UE
	Brown	16SDM-1UH	16SDF-1UH
	Red	16SDM-1UR	16SDF-1UR
	Blue	16SDM-1UB	16SDF-1UB
	Orange	16SDM-1UO	16SDF-1UO
	Green	16SDM-1UG	16SDF-1UG
	Yellow	16SDM-1UY	16SDF-1UY
	<b>For Plugs #2 - 2/0</b> Replacement Sleeves (Not for use with Flame Resistant Cam-Type Plugs appearing in table below)	White	16SDM-2UW
Black		16SDM-2UE	16SDF-2UE
Brown		—	—
Red		16SDM-2UR	16SDF-2UR
Blue		16SDM-2UB	16SDF-2UB
Orange		—	—
Green		16SDM-2UG	16SDF-2UG
<b>Flame Resistant Cam-Type Plugs</b>	White	16D40-U*	16D41-U*
Double Set Screw Termination Cable Size: 2/0 - 4/0 Max Ampacity: 400A Voltage: 600VAC/DC Flame Resistant Rated V-0 per UL 94			



16SDF-2UG

\*16D40-U and 16D41-U are not UL Listed.  
**Note:** Contact factory for availability



**Related Products**  
 To accommodate everyday use Leviton offers a variety of 16 Series accessories.  
**See page I-24 for more information.**

### Taper Nose, Panel Mount Receptacles 400A, 600VAC/DC Max — NEMA 3R Rated for Outdoor Use

Leviton's single pole panel receptacles are designed to provide superior service and durability, even under the most severe operating conditions. These devices are ideal for use in equipment associated with concerts, sound stages, movie-making, television production and many other power distribution applications. Leviton's 16 Series single pole panel receptacles and accessories are UL/CSA 1691 Listed and are completely interoperable and interchangeable with competitive cam-type plugs and receptacles.

### 16 Series Panel Mount Receptacles (400A, 600V) — UL/CSA 1691 Listed

16 Series, Taper Nose — Panel Mount Receptacle				
		Male 90°		Female 90°
		Bulk Pack of 20		
Description	Color	Cat. No.	Cat. No.	Cat. No.
<b>Double Set Screw Termination</b> Cable Size: 2/0 - 4/0 Max Ampacity: 400A Voltage: 600VAC/DC	White	16R21-UW	16R21-BUW	16R22-UW
	Black	16R21-UE	16R21-BUE	16R22-UE
	Brown	16R21-UH	16R21-BUH	16R22-UH
	Red	16R21-UR	16R21-BUR	16R22-UR
	Blue	16R21-UB	16R21-BUB	16R22-UB
	Orange	16R21-UO	16R21-BUO	16R22-UO
	Green	16R21-UG	16R21-BUG	16R22-UG
	Yellow	16R21-UY	16R21-BUY	16R22-UY
			Male 45°	
Description	Color	Cat. No.	Cat. No.	
<b>Double Set Screw Termination</b> Cable Size: 2/0 - 4/0 Max Ampacity: 400A Voltage: 600VAC/DC	White	16R27-UW	16R28-UW	
	Black	16R27-UE	16R28-UE	
	Brown	16R27-UH	16R28-UH	
	Red	16R27-UR	16R28-UR	
	Blue	16R27-UB	16R28-UB	
	Orange	16R27-UO	16R28-UO	
	Green	16R27-UG	16R28-UG	
	Yellow	16R27-UY	16R28-UY	
	Gray	16R27-UGY	—	
		Male 90°		Female 90°
Description	Color	Cat. No.	Cat. No.	
<b>.75"L Threaded Stud Termination*</b> Cable Size: #2 - 4/0 Max Ampacity: 400A Voltage: 600VAC/DC	White	16R23-UW	16R24-UW	
	Black	16R23-UE	16R24-UE	
	Brown	16R23-UH	16R24-UH	
	Red	16R23-UR	16R24-UR	
	Blue	16R23-UB	16R24-UB	
	Orange	16R23-UO	16R24-UO	
	Green	16R23-UG	16R24-UG	
	Yellow	16R23-UY	16R24-UY	



16R21-UR

**Note:** Contact factory for availability

*Continued on next page*



#### Related Products

To accommodate everyday use Leviton offers a variety of 16 Series accessories.  
**See page I-24 for more information.**

# 16 Series

Rhino-Hide® Single Pole | Receptacles | Industrial



Continued from previous page

## 16 Series Panel Mount Receptacles (400A, 600V) — UL/CSA 1691 Listed

Temporary Power

16 Series, Taper Nose — Panel Mount Receptacle  			
		Female 90° w/Microswitch	Female 90° w/microswitch & self-clinching nut
Description	Color	Cat. No.	Cat. No.
<b>.75"L Threaded Stud Termination*</b> Cable Size: #2 - 4/0 Max Ampacity: 400A Voltage: 600VAC/DC	White	16RSW-UW†	16RSW-TUW†*
	Black	16RSW-UE†	16RSW-TUE†*
	Brown	16RSW-UH†	—
	Red	16RSW-UR†	16RSW-TUR†*
	Blue	16RSW-UB†	16RSW-TUB†*
	Orange	16RSW-UO†	—
	Green	16RSW-UG†	16RSW-TUG†*
	Yellow	16RSW-UY†	—
			Male 45°
Description	Color	Cat. No.	Cat. No.
<b>.75"L Threaded Stud Termination*</b> Cable Size: #2 - 4/0 Max Ampacity: 400A Voltage: 600VAC/DC	White	16R29-UW	16R30-UW
	Black	16R29-UE	16R30-UE
	Brown	16R29-UH	16R30-UH
	Red	16R29-UR	16R30-UR
	Blue	16R29-UB	16R30-UB
	Orange	16R29-UO	16R30-UO
	Green	16R29-UG	16R30-UG
	Gray	16R29-UGY	—
	Yellow	16R29-UY	16R30-UY
		Male 90°	Female 90°
Description	Color	Cat. No.	Cat. No.
<b>Half Round w/Tapped Hole</b> Cable Size: #2 - 4/0 Max Ampacity: 400A Voltage: 600VAC/DC	White	16R19-UW	16R20-UW
	Black	16R19-UE	16R20-UE
	Brown	16R19-UH	16R20-UH
	Red	16R19-UR	16R20-UR
	Blue	16R19-UB	16R20-UB
	Orange	16R19-UO	16R20-UO
	Green	16R19-UG	16R20-UG
	Yellow	16R19-UY	16R20-UY
			Male 45°
Description	Color	Cat. No.	Cat. No.
<b>Half Round w/Tapped Hole</b> Cable Size: #2 - 4/0 Max Ampacity: 400A Voltage: 600VAC/DC	White	16R29-1UW	16R30-1UW
	Black	16R29-1UE	16R30-1UE
	Brown	16R29-1UH	16R30-1UH
	Red	16R29-1UR	16R30-1UR
	Blue	16R29-1UB	16R30-1UB
	Orange	16R29-1UO	16R30-1UO
	Green	16R29-1UG	16R30-1UG
	Yellow	16R29-1UY	16R30-1UY



16RSW-UG



16R29-UG

**Note:** Contact factory for availability.

\*Threaded stud termination type receptacles are available with custom stud lengths, from .75"L to 3.00"L.

†16RSW is not UL/CSA 1691 Listed. No washer or extended nut required.

Please contact your local sales representative for ordering information and availability




### Related Products

To accommodate everyday use Leviton offers a variety of 16 Series accessories.

**See page I-24 for more information.**

### 16 Series Panel Mount Receptacles (400A, 600V) — UL/CSA 1691 Listed

16 Series, Taper Nose — Panel Mount Receptacle  			
Description		Male 90°	Female 90°
	Color	Cat. No.	Cat. No.
<b>1.125"L Threaded Stud Termination*</b> Cable Size: #2 - 4/0 Max Ampacity: 400A Voltage: 600VAC/DC	White	16R23-1UW	16R24-1UW
	Black	16R23-1UE	16R24-1UE
	Brown	16R23-1UH	16R24-1UH
	Red	16R23-1UR	16R24-1UR
	Blue	16R23-1UB	16R24-1UB
	Orange	16R23-1UO	16R24-1UO
	Green	16R23-1UG	16R24-1UG
	Yellow	16R23-1UY	16R24-1UY
		Male 90° With Self-Clinching Nut	Female 90° With Self-Clinching Nut
Description	Color	Cat. No.	Cat. No.
<b>1.125"L Threaded Stud Termination*</b> Cable Size: #2 - 4/0 Max Ampacity: 400A Voltage: 600VAC/DC	White	16R25-1UW	16R26-1UW
	Black	16R25-1UE	16R26-1UE
	Brown	16R25-1UH	16R26-1UH
	Red	16R25-1UR	16R26-1UR
	Blue	16R25-1UB	16R26-1UB
	Orange	16R25-1UO	16R26-1UO
	Green	16R25-1UG	16R26-1UG
	Yellow	16R25-1UY	16R26-1UY
		Male 90°	Female 90°
Description	Color	Cat. No.	Cat. No.
<b>Add 1.5"L Threaded Stud Termination</b> Cable Size: #2-4/0 Max Ampacity: 400A Voltage: 600VAC/DC	White	16R23-4UW	16R24-4UW
	Black	16R23-4UE	16R24-4UE
	Brown	16R23-4UH	16R24-4UH
	Red	16R23-4UR	16R24-4UR
	Blue	16R23-4UB	16R24-4UB
	Orange	16R23-4UO	16R24-4UO
	Green	16R23-4UG	16R24-4UG
	Yellow	16R23-4UY	16R24-4UY



**Note:** Contact factory for availability.

\*Threaded stud termination type receptacles are available with custom stud lengths, from .75"L to 3.00"L. Please contact your local sales representative for ordering information and availability



16R19-UE

Temporary Power

16 Series, Taper Nose — Panel Mount Receptacle with .75" Extended Shoulder  					
Description		Male 90°	Male 90°	Female 90°	Female 90°
	Color	Cat. No.	Cat. No.	Cat. No.	Cat. No.
<b>1.125"L Threaded Stud</b> Cable Size: #2 - 4/0 Max Ampacity: 400A Voltage: 600VAC/DC	White	16R31-XW	16R31-MXW‡	16R32-XW	16R32-MXW‡
	Black	16R31-XE	16R31-MXE‡	16R32-XE	16R32-MXE‡
	Brown	16R31-XH	—	16R32-XH	—
	Red	16R31-XR	16R31-MXR‡	16R32-XR	16R32-MXR‡
	Blue	16R31-XB	16R31-MXB‡	16R32-XB	16R32-MXB‡
	Orange	16R31-XO	—	16R32-XO	—
	Green	16R31-XG	16R31-MXG‡	16R32-XG	16R32-MXG‡
	Yellow	16R31-XY	—	16R32-XY	—

‡Available with (4) threaded inserts and (4) 10-32 Phillips Pan Head screws



#### Related Products

To accommodate everyday use Leviton offers a variety of 16 Series accessories. **See page I-24 for more information.**



# 16 Series

Rhino-Hide® Single Pole | Plugs | Covers and Caps | **Industrial**



Temporary Power

## 16 Series Female Terminal Connectors (400A, 600V)

16 Series, Taper Nose — Female Connectors  					
		Angled Male	Angled Female	Offset Male	Offset Female
Description	Color	Cat. No.	Cat. No.	Cat. No.	Cat. No.
<b>Bus Bar Mount</b>	White	16M21-2UW	16F21-UW	16M22-UW	16F22-UW
Cable Size: #2 - 4/0	Black	16M21-2UE	16F21-UE	16M22-UE	16F22-UE
Max Ampacity: 400A	Brown	—	16F21-UH	16M22-UH	16F22-UH
Voltage: 600VAC/DC	Red	16M21-2UR	16F21-UR	16M22-UR	16F22-UR
	Blue	16M21-2UB	16F21-UB	16M22-UB	16F22-UB
	Orange	—	16F21-UO	16M22-UO	16F22-UO
	Green	16M21-2UG	16F21-UG	16M22-UG	16F22-UG
	Yellow	—	16F21-UY	16M22-UY	16F22-UY

**Note:** Contact factory for availability



16F21-UB



16F22-UE

## 16 Series Protective Covers and Caps

16 Series — Covers		
		Male/Female (For 90° panel mount receptacles only)
Description	Color	Cat. No.
<b>NEMA 3R Enclosure</b>	White	16S31-UW
For use with 16 Series Panel Mount Receptacles	Black	16S31-UE
	Brown	16S31-UH
	Red	16S31-UR
	Blue	16S31-UB
	Orange	16S31-UO
	Green	16S31-UG
	Yellow	16S31-UY
	Clear	16S31-UCL

**Note:** 16S31 devices are NOT UL/CSA 1691 Listed



16S31-UR



16P22-UE

16 Series — Caps			
		Male (For use with male receptacles)	Female (For use with female receptacles)
Description	Color	Cat. No.	Cat. No.
<b>Caps</b>	White	16P21-UW	16P22-UW
For use with 16 Series Panel Mount Receptacles	Black	16P21-UE	16P22-UE
	Brown	16P21-UH	16P22-UH
	Red	16P21-UR	16P22-UR
	Blue	16P21-UB	16P22-UB
	Orange	16P21-UO	16P22-UO
	Green	16P21-UG	16P22-UG
	Yellow	16P21-UY	16P22-UY

**Note:** Contact factory for availability



### Related Products

To accommodate everyday use Leviton offers a variety of 16 Series accessories. **See page I-24 for more information.**



### Taper Nose Adapters

#### 400A, 600VAC/DC Max — NEMA 3R Rated for Outdoor Use

The entire line of Leviton 16 Series single pole cam-type adapter cable assemblies are UL/CSA 1691 Listed and completely interoperable and interchangeable with competitive cam-type plugs and receptacles.

#### 16 Series Cam-Type Adapters (400A, 600V) — UL/CSA 1691 Listed

16 Series, Taper Nose — Cam-Type Adapters  					
Description		Paralleling Tee F-M-M		Tapping Tee F-F-M	
	Color	Cat. No.	Cat. No.	Cat. No.	Cat. No.
Max Ampacity: 400A Voltage: 600VAC/DC	White	16A21-UW		16A22-UW	
	Black	16A21-UE		16A22-UE	
	Brown	16A21-UH		16A22-UH	
	Red	16A21-UR		16A22-UR	
	Blue	16A21-UB		16A22-UB	
	Orange	16A21-UO		16A22-UO	
	Green	16A21-UG		16A22-UG	
	Yellow	16A21-UY		16A22-UY	
Description		45° 3-Fer M-F-F-F	Reverse 45° 3-Fer F-M-M-M	Double Male	Double Female
	Color	Cat. No.	Cat. No.	Cat. No.	Cat. No.
Max Ampacity: 400A Voltage: 600VAC/DC	White	16A23-UW	16A26-UW	16A25-UW	16A24-UW
	Black	16A23-UE	16A26-UE	16A25-UE	16A24-UE
	Brown	16A23-UH	16A26-UH	16A25-UH	16A24-UH
	Red	16A23-UR	16A26-UR	16A25-UR	16A24-UR
	Blue	16A23-UB	16A26-UB	16A25-UB	16A24-UB
	Orange	16A23-UO	16A26-UO	16A25-UO	16A24-UO
	Green	16A23-UG	16A26-UG	16A25-UG	16A24-UG
	Yellow	16A23-UY	16A26-UY	16A25-UY	16A24-UY
Description		Paralleling Tee F-M-M	F-F-M	45° 3-Fer M-F-F-F	Reverse 45° 3-Fer F-M-M-M
	Color	Cat. No.	Cat. No.	Cat. No.	Cat. No.
Assembled Adapters Cable Size: 4/0 Max Ampacity: 400A Voltage: 600VAC/DC	White	16A31-UW	16A32-UW	16A33-UW	16A36-UW
	Black	16A31-UE	16A32-UE	16A33-UE	16A36-UE
	Red	16A31-UR	16A32-UR	16A33-UR	16A36-UR
	Blue	16A31-UB	16A32-UB	16A33-UB	16A36-UB
	Green	16A31-UG	16A32-UG	16A33-UG	16A36-UG

**Note:** Contact factory for availability

### Ampacity Table

Ampacity Ratings	
Cable Size	Ampacity
#6	105
#4	140
#2	190
#1	220
1/0	260
2/0	300
3/0	350
4/0	405

Excerpted from NEC Article 400, Table 400.5(A)(2), 90° column



16A21-UG



16A23-UE



16A24-UB



Cable Assemblies



## 18 Series

### Ball Nose, Cam-Type Plugs

#### 400A, 600VAC/DC Max — NEMA 3R Rated for Outdoor Use

The 18 Series Ball Nose plugs, receptacles and connectors are used by the broadcast industry in Canada, as well as the welding industry in the United States.

#### 18 Series Cam-Type Plugs (up to 190A, 600V) — UL/CSA 1691 Listed

18 Series, Ball Nose — Cam-Type Plugs  			
Description		Male Plug	Female Plug
	Color	Cat. No.	Cat. No.
<b>Single Set Screw Termination</b>	White	18D21-UW	18D29-UW
Cable Size: #2 - 2/0	Black	18D21-UE	18D29-UE
Max Ampacity: 300A	Brown	—	—
Voltage: 600VAC/DC	Red	18D21-UR	18D29-UR
	Blue	18D21-UB	18D29-UB
	Orange	—	—
	Green	18D21-UG	18D29-UG
	Yellow	—	—
<b>Double Set Screw Termination</b>	White	18D22-UW	18D31-UW
Cable Size: #2 - 2/0	Black	18D22-UE	18D31-UE
Max Ampacity: 300A	Brown	18D22-UH	—
Voltage: 600VAC/DC	Red	18D22-UR	18D31-UR
	Blue	18D22-UB	18D31-UB
	Orange	18D22-UO	—
	Green	18D22-UG	18D31-UG
	Yellow	18D22-UY	—
<b>Single Set Screw Termination</b>	White	—	—
Cable Size: 2/0 - 4/0	Black	18D23-UE	18D32-UE
Max Ampacity: 400A	Brown	—	18D32-UH
Voltage: 600VAC/DC	Red	18D23-UR	—
	Blue	—	—
	Orange	—	18D32-UO
	Green	—	—
	Yellow	—	18D32-UY
<b>Double Set Screw Termination</b>	White	18D24-UW	18D33-UW
Cable Size: 2/0 - 4/0	Black	18D24-UE	18D33-UE
Max Ampacity: 400A	Brown	18D24-UH	18D33-UH
Voltage: 600VAC/DC	Red	18D24-UR	18D33-UR
	Blue	18D24-UB	18D33-UB
	Orange	18D24-UO	18D33-UO
	Green	18D24-UG	18D33-UG
	Yellow	18D24-UY	18D33-UY

**Note:** Contact factory for availability



18D21-UB



18D31-UW



18D23-UY



18D24-UE



18D33-UR



#### Related Products


To accommodate everyday use Leviton offers a variety of 18 Series accessories.

**See page I-24 for more information.**

## 18 Series Panel Mount Receptacles (400A, 600V) — UL/CSA 1691 Listed

18 Series, Ball Nose — Panel Mount Receptacles			
		Male 90°	Female 90°
Description	Color	Cat. No.	Cat. No.
<b>.75”L Threaded Stud Termination</b> Cable Size: #2 - 4/0 Max Ampacity: 400A Voltage: 600VAC/DC	White	18R21-UW	18R22-UW
	Black	18R21-UE	18R22-UE
	Brown	—	18R22-UH
	Red	18R21-UR	18R22-UR
	Blue	18R21-UB	18R22-UB
	Orange	—	18R22-UO
	Green	18R21-UG	18R22-UG
	Yellow	—	18R22-UY
<b>Double Set Screw Termination</b> Cable Size: 1/0 - 4/0 Max Ampacity: 400A Voltage: 600VAC/DC	White	18R23-UW	18R24-UW
	Black	18R23-UE	18R24-UE
	Brown	18R23-UH	18R24-UH
	Red	18R23-UR	18R24-UR
	Blue	18R23-UB	18R24-UB
	Orange	18R23-UO	18R24-UO
	Green	18R23-UG	18R24-UG
	Yellow	18R23-UY	18R24-UY

**Note:** Contact factory for availability



18R22-UG

## 18 Series Female Terminal Connectors (400A, 600V)

18 Series, Ball Nose — Female Connectors			
		Angle*	Offset*
Description	Color	Cat. No.	Cat. No.
<b>Bus Bar Mount</b> Cable Size: #2 - 4/0 Max Ampacity: 400A Voltage: 600VAC/DC	White	18F21-UW	18F22-UW
	Black	18F21-UE	18F22-UE
	Brown	—	—
	Red	18F21-UR	18F22-UR
	Blue	18F21-UB	18F22-UB
	Orange	—	—
	Green	18F21-UG	18F22-UG
	Yellow	—	—

\*18F21 and 18F22 are not UL/CSA Listed.

**Note:** Contact factory for availability



18F21-UE



18P22-UE

## 18 Series Protective Caps

18 Series — Caps			
		Male	Female
Description	Color	Cat. No.	Cat. No.
<b>Caps</b> For use with All 18 Series Panel Mount Receptacles	White	18P21-UW	18P22-UW
	Black	18P21-UE	18P22-UE
	Brown	18P21-UH	18P22-UH
	Red	18P21-UR	18P22-UR
	Blue	18P21-UB	18P22-UB
	Orange	18P21-UO	18P22-UO
	Green	18P21-UG	18P22-UG
	Yellow	18P21-UY	18P22-UY

**Note:** Contact factory for availability



# 18 Series

Rhino-Hide® Single Pole | Adapters | **Industrial**



Temporary Power

## 18 Series Cam-Type Adapters (400A, 600V) — UL/CSA 1691 Listed

18 Series, Ball Nose — Cam-Type Adapters  			
		Paralleling Tee F-M-M	F-F-M
Description	Color	Cat. No.	Cat. No.
Max Ampacity: 400A Voltage: 600VAC/DC	White	18A21-UW	18A22-UW
	Black	18A21-UE	18A22-UE
	Brown	—	—
	Red	18A21-UR	18A22-UR
	Blue	18A21-UB	18A22-UB
	Orange	—	—
	Green	18A21-UG	18A22-UG
	Yellow	—	—
		45° 3-Fer M-F-F-F	Double Male
Description	Color	Cat. No.	Cat. No.
Max Ampacity: 400A Voltage: 600VAC/DC	White	—	18A25-UW
	Black	—	—
	Brown	—	—
	Red	—	—
	Blue	—	18A25-UB
	Orange	—	—
	Green	18A23-UG	—
Yellow	—	—	

**Note:** Contact factory for availability



18A22-UE



18A23-UE



18A25-UE

## Ampacity Table

Ampacity Ratings	
Cable Size	Ampacity
#2	190
1/0	260
2/0	300
4/0	405

Excerpted from NEC Article 400, Table 400.5(A)(2), 90° column



### Related Products

To accommodate everyday use Leviton offers a variety of 18 Series accessories.  
**See page I-24 for more information.**

## 17 Series

### Taper Nose, Cam-Type Plugs

#### 690A, 600VAC/DC Max — NEMA 3R Rated for Outdoor Use

The 17 Series Taper Nose connectors withstand grueling, heavy-duty industrial use. Applications include generator test stations, water purification plants, electrochemical machining equipment and other general industrial uses.

#### 17 Series Cam-Type Plugs (up to 600A, 600V)

17 Series, Taper Nose — Cam-Type Plugs			
		Male Plug	Female Plug
Description	Color	Cat. No.	Cat. No.
<b>Double Set Screw Termination</b> Cable Size: 350-500 MCM Max Ampacity: 600A Voltage: 600 V UL/CSA 1691 Listed	White	17D22-SW	17D24-SW
	Black	17D22-SE	17D24-SE
	Brown	17D22-SH	17D24-SH
	Red	17D22-SR	17D24-SR
	Blue	17D22-SB	17D24-SB
	Orange	17D22-SO	17D24-SO
	Green	17D22-SG	17D24-SG
	Yellow	17D22-SY	17D24-SY

**Note:** Contact factory for availability



#### 17 Series Cam-Type Panel Mount Receptacles (600A, 600V)

17 Series, Cam-Type Panel Mount Receptacles				
		Male, 30° 1" L Threaded Stud	Female, 30° 1.125" L Threaded Stud	w/microswitch*
Description	Color	Cat. No.	Cat. No.	Cat. No.
<b>Threaded Stud Termination</b> Cable Size: 250-500 MCM Max Ampacity: 600A Voltage: 600 V UL/CSA 1691 Listed	White	17R23-SW	17R24-SW	17RSW-SW
	Black	17R23-SE	17R24-SE	17RSW-SE
	Brown	17R23-SH	17R24-SH	17RSW-SH
	Red	17R23-SR	17R24-SR	17RSW-SR
	Blue	17R23-SB	17R24-SB	17RSW-SB
	Orange	17R23-SO	17R24-SO	17RSW-SO
	Green	17R23-SG	17R24-SG	17RSW-SG
	Yellow	17R23-SY	17R24-SY	17RSW-SY

\*17RSW is not UL/CSA 1691 Listed.  
**Note:** Contact factory for availability



#### 17 Series Caps

17 Series — Caps				
		Male/Female	Male	Female
Description	Color	Cat. No.	Cat. No.	Cat. No.
<b>Caps</b> For use with all 17 Series Panel Mount Receptacles	White	—	17P21-W	17P22-W
	Black	—	17P21-E	17P22-E
	Brown	—	17P21-H	17P22-H
	Red	—	17P21-R	17P22-R
	Blue	—	17P21-B	17P22-B
	Orange	—	17P21-O	17P22-O
	Green	—	17P21-G	17P22-G
	Yellow	—	17P21-Y	17P22-Y

**Note:** Contact factory for availability



## 22 Series

### Latching Ball Nose, Cam-Type Plugs

690A, 600VAC/DC Max

Leviton's cam-type positive latching connectors and receptacles are the standard used by Navy bases and shipyards in supplying 3-phase power to ships at dockside. These heavy duty, completely insulated connectors are vibration resistant so they will not loosen — ensuring high conductivity and maximum efficiency. Contacts can be retrofitted to existing locations and power distribution systems.

### 22 Series Cam-Type Plugs (up to 690A, 600V)

22 Series, Latching Ball Nose — Cam-Type Plugs				
		Male Plug	Female Plug	
Description	Color	Cat. No.	Cat. No.	
<b>Crimp Tube Termination</b> Cable Size: 350-500MCM Max Ampacity: 690A Voltage: 600V	White	22L22-SW#	22L25-SW	
	Black	22L22-SE#	22L25-SE	
	Brown	22L22-SH	22L25-SH	
	Red	22L22-SR	22L25-SR	
	Blue	22L22-SB	22L25-SB	
	Orange	22L22-SO	22L25-SO	
	Green	22L22-SG	22L25-SG	
	Yellow	22L22-SY	22L25-SY	
	<b>Crimp Tube Termination</b> Cable Size: 500-750MCM Max Ampacity: 690A Voltage: 600V	White	22L23-SW	22L26-SW
		Black	22L23-SE	22L26-SE
Brown		22L23-SH	22L26-SH	
Red		22L23-SR	22L26-SR	
Blue		22L23-SB	22L26-SB	
Orange		22L23-SO	22L26-SO	
Green		22L23-SG	22L26-SG	
Yellow		22L23-SY	22L26-SY	

#Contact available without silver plating.

**Note:** Contact factory for availability



22L25-E



22L25-SR



22L23-E



#### Related Products

To accommodate everyday use Leviton offers a variety of 22 Series accessories.

**See page I-24 for more information.**

### 22 Series Panel Mount Receptacles (690A, 600V)

22 Series, Latching Ball Nose — Panel Mount Receptacles			
		Male 30°	Female 30°
Description	Color	Cat. No.	Cat. No.
<b>1.00”L Threaded Stud Termination</b> Cable Size: 250-750MCM Max Ampacity: 690A Voltage: 600V	White	22R23-SW	22R24-SW
	Black	22R23-SE	22R24-SE
	Brown	22R23-SH	22R24-SH
	Red	22R23-SR	22R24-SR
	Blue	22R23-SB	22R24-SB
	Orange	22R23-SO	22R24-SO
	Green	22R23-SG	22R24-SG
	Yellow	22R23-SY	22R24-SY
			Female 15°
Description	Color	Cat. No.	Cat. No.
<b>1.00”L Threaded Stud Termination</b> Cable Size: 250-750MCM Max Ampacity: 690A Voltage: 600V	White	22R26-W	22R28-W
	Black	22R26-E	22R28-E
	Red	22R26-R	22R28-R
	Green	22R26-G	22R28-G

**Note:** Contact factory for availability



22R24-E



22R26-R  
with protective cap off



22R28-W  
with protective cap off



22R28-W  
micro switch (close-up)





22P21-E



22P22-E

### 22 Series Protective Caps

22 Series — Caps  			
		Male	Female
Description	Color	Cat. No.	Cat. No.
<b>Caps</b> For use with all 22 Series Panel Mount Receptacles	White	22P21-W	22P22-W
	Black	22P21-E	22P22-E
	Brown	—	—
	Red	22P21-R	22P22-R
	Blue	—	—
	Orange	—	—
	Green	—	—
	Yellow	—	—

**Note:** Contact factory for availability

### Ampacity Table

Ampacity Ratings	
Cable Size	Ampacity
250	455
350	570
500	700
750	885

Excerpted from NEC Article 400, Table 400.5(A)(2), 90° column

# 23 Series

Rhino-Hide® Single Pole | Plugs | Receptacles | **Industrial**



Temporary Power

## 23 Series

### Latching Taper Nose, Cam-Type Plugs

690A, 600VAC/DC Max



#### 23 Series Cam-Type Plugs (up to 690A, 600V)

23 Series, Latching Taper Nose — Cam-Type Plugs			
		Male Plug	Female Plug
Description	Color	Cat. No.	Cat. No.
<b>Crimp Tube Termination</b> Cable Size: 350-500MCM Max Ampacity: 690A Voltage: 600V	White	23L22-SW	23L25-SW
	Black	23L22-SE	23L25-SE
	Brown	23L22-SH	23L25-SH
	Red	23L22-SR	23L25-SR
	Blue	23L22-SB	23L25-SB
	Orange	23L22-SO	23L25-SO
	Green	23L22-SG	23L25-SG
	Yellow	23L22-SY	23L25-SY
	<b>Crimp Tube Termination</b> Cable Size: 500-750MCM Max Ampacity: 690A Voltage: 600V	White	23L23-SW
Black		23L23-SE	23L26-SE
Brown		23L23-SH	23L26-SH
Red		23L23-SR	23L26-SR
Blue		23L23-SB	23L26-SB
Orange		23L23-SO	23L26-SO
Green		23L23-SG	23L26-SG
Yellow		23L23-SY	23L26-SY

**Note:** Contact factory for availability



#### 23 Series Panel Mount Receptacles (690A, 600V)

23 Series, Latching Taper Nose — Panel Mount Receptacles  			
		Male 30° 1"L Threaded Stud	Female 30° 1.125"L Threaded Stud
Description	Color	Cat. No.	Cat. No.
<b>Threaded Stud Termination</b> Cable Size: 250-777 MCM Max Ampacity: 690A Voltage: 600V	White	23R23-SW	23R24-SW
	Black	23R23-SE	23R24-SE
	Brown	23R23-SH	23R24-SH
	Red	23R23-SR	23R24-SR
	Blue	23R23-SB	23R24-SB
	Orange	23R23-SO	23R24-SO
	Green	23R23-SG	23R24-SG
	Yellow	23R23-SY	23R24-SY

**Note:** Contact factory for availability





#### Related Products

To accommodate everyday use Leviton offers a variety of 23 Series accessories. **See page I-24 for more information.**



## 23 Series Protective Caps

23 Series — Caps  			
		Male	Female
Description	Color	Cat. No.	Cat. No.
<b>Caps</b>	White	17P21-W	17P22-W
For use with all 23 Series	Black	17P21-E	17P22-E
Panel Mount Receptacles	Brown	17P21-H	17P22-H
	Red	17P21-R	17P22-R
	Blue	17P21-B	17P22-B
	Orange	17P21-O	17P22-O
	Green	17P21-G	17P22-G
	Yellow	17P21-Y	17P22-Y

**Note:** Contact factory for availability

## Ampacity Table

Ampacity Ratings	
Cable Size	Ampacity
250	455
350	570
500	700
750	885

Excerpted from NEC Article 400, Table 400.5(A)(2), 90° column

## Assembly Tools & Replacement Parts

### “Com-A-Long” Assembly Tool 15 Series

Description	Cat. No.
For Female Plug	15CLF-U
For Male Plug	15CLM-U

### “Com-A-Long” Assembly Tool 16, 18 Series

Description	Cat. No.
For Female Plug	16CLF-U
For Male Plug	16CLM-U

### Copper Shims (10 Per Package)

Description	Cat. No.
15 Series	A0006
16 Series & 18 Series	A0004

### Strain-Relief Wire (10 Per Package)

Description	Cat. No.
15 Series	A0007
16 Series & 18 Series	A0003

### “Com-A-Long” Assembly Tool 17, 19, 22, 23 Series

Description	Cat. No.
For Female Plug	17CLF
For Male Plug	17CLM

### Set Screws (10 Per Package)

Description	Cat. No.
15 Series	A0001
16 Series & 18 Series	A0002

### Plastic Screws (10 Per Package)

Description	Cat. No.
16 Series & 18 Series	A0010
15 Series	A0011

### 49 Series

Rhino-Hide® 49 Series devices can be installed on both existing silicon-controlled rectifiers (SCR's) and generator stations or on new oil and gas rig construction. These devices are used by SCR drive manufacturers and top drive manufacturers to distribute power from the SCR to mud pumps and top drives.

#### Features and Benefits

- Ideal for replacement, these connectors mate with other manufacturers' high-amperage single pole connectors and receptacles for fast, easy change-out
- UV stable, polyolefin-based Santoprene™ TPV housings resist fading and cracking for longer service life
- Contacts machined from high conductivity copper alloy and silver-plated for corrosion resistance and superior conductivity
- Color-coded, metal, in-line coupler prevents unauthorized separation of connectors
- Male contact silver and gold plated for superior performance
- Color-coded connector housing for quick visual identification of circuit and phase connections

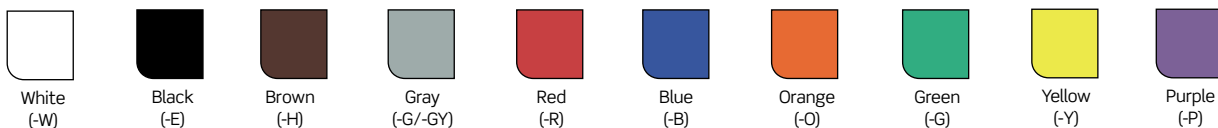
#### Male and Female Plugs

##### 49 Series Male and Female Mated

##### Coupler



**Color Choices** Rhino-Hide® Cam-Type devices are offered in a wide range of colors. To order colors, add suffix to Cat. No.



## Panel Mounted Receptacles

### 49FR Series

With thermal stability ranging from -60°C to 135°C (-76°F to 275°F) the high-performance TPV bus bar insulator resists cracking for longer service life

Ideal for replacement; receptacles mate with other manufacturers' high-amp single pole plugs for fast, easy change-out

Receptacles deliver up to 1,135 Amps continuous duty

Captive stainless steel clevis bracket

Cast aluminum powder-coated receptacle housing is color-coded for quick visual identification of circuit and phase connections

Detent pin allows clevis pin to stay secure in either open or closed position

TPV cap prevents contamination when receptacle is not in use

"X" version receptacle housings feature a 45° angle stainless steel clevis pin that permits ganging of multiple receptacles in very close proximity to each other (as close as ¼") for installation on smaller panels

Stainless steel clevis bracket accepts industry standard lockout

Available colors include: Black, White, Red, Blue, Green, Yellow, Orange, Brown, Purple and Gray. For additional colors, consult factory.

Color-coding the devices minimizes errors due to mis-wiring and saves time during assembly and troubleshooting, especially on dusty and dirty oil rigs.



### Male and Female Cable Connectors

Cable Sizes 313 MCM through 777 MCM, 1135A Max

49 Series Devices — Male Plugs*						
Max Ampacity	636A	796A	898A	1009A	1135A	
Conductor Size	313 MCM	444 MCM	535 MCM	646 MCM	777 MCM	Replacement Sleeve
Color	Cat. No.	Cat. No.	Cat. No.	Cat. No.	Cat. No.	Cat. No.
White	49M31-W	49M44-W	49M53-W	49M64-W	49M77-W	49MSL-W
Black	49M31-E	49M44-E	49M53-E	49M64-E	49M77-E	49MSL-E
Brown	49M31-H	49M44-H	49M53-H	49M64-H	49M77-H	49MSL-H
Red	49M31-R	49M44-R	49M53-R	49M64-R	49M77-R	49MSL-R
Blue	49M31-B	49M44-B	49M53-B	49M64-B	49M77-B	49MSL-B
Orange	49M31-O	49M44-O	49M53-O	49M64-O	49M77-O	49MSL-O
Green	49M31-G	49M44-G	49M53-G	49M64-G	49M77-G	49MSL-G
Yellow	49M31-Y	49M44-Y	49M53-Y	49M64-Y	49M77-Y	49MSL-Y
Purple	—	49M44-P	49M53-P	49M64-P	49M77-P	49MSL-P
Gray	49M31-GY	49M44-GY	49M53-GY	49M64-GY	49M77-GY	49MSL-GY
	Cat. No.	Cat. No.	Cat. No.	Cat. No.	Cat. No.	Cat. No.
Replacement Contact	49M31-C	49M44-C	49M53-C	49M64-C	49M77-C	—

\*Includes 49DSM Dust Cap

49 Series Devices — Female Plugs*						
Max Ampacity	636A	796A	898A	1009A	1135A	
Conductor Size	313 MCM	444 MCM	535 MCM	646 MCM	777 MCM	Replacement Sleeve
Color	Cat. No.	Cat. No.	Cat. No.	Cat. No.	Cat. No.	Cat. No.
White	49F31-W	49F44-W	49F53-W	49F64-W	49F77-W	49FSL-W
Black	49F31-E	49F44-E	49F53-E	49F64-E	49F77-E	49FSL-E
Brown	49F31-H	49F44-H	49F53-H	49F64-H	49F77-H	49FSL-H
Red	49F31-R	49F44-R	49F53-R	49F64-R	49F77-R	49FSL-R
Blue	49F31-B	49F44-B	49F53-B	49F64-B	49F77-B	49FSL-B
Orange	49F31-O	49F44-O	49F53-O	49F64-O	49F77-O	49FSL-O
Green	49F31-G	49F44-G	49F53-G	49F64-G	49F77-G	49FSL-G
Yellow	49F31-Y	49F44-Y	49F53-Y	49F64-Y	49F77-Y	49FSL-Y
Purple	—	—	49F53-P	—	49F77-P	49FSL-P
Gray	—	49F44-GY	49F53-GY	49F64-GY	49F77-GY	49FSL-GY
	Cat. No.	Cat. No.	Cat. No.	Cat. No.	Cat. No.	Cat. No.
Replacement Contact	49F31-C	49F44-C	49F53-C	49F64-C	49F77-C	—

\*Includes 49DSF Dust Cap

**Note:** Contact factory for availability



Complete Male Connector & Contact  
49M77-R



Complete Female Connector & Contact  
49F77-G

*Contacts are for copper cable only*

## Panel Mount Receptacles

Rhino-Hide® receptacles include a bus bar with male or female contact inserted into a TPV insulator, which is protected by a powder coated metal housing and TPV dust cap. Bus bars are available with single or double holes and each is compatible with the full cable range: 313 MCM to 777 MCM. Choose a male bus bar for the power side of the circuit or a female bus bar for the motor load side of the circuit. "X" Version receptacle housings feature a 45° angle stainless steel clevis pin that permits ganging of multiple receptacles (as close as 1/4" away from one another).

### 49 Series Panel Mount Receptacles (1135A, 1000V)

49 Series — Complete Male and Complete Female Panel Mount Receptacles					
		Complete Male Receptacle		Complete Female Receptacle	
		Single Hole Bus Bar	Double Hole Bus Bar	Single Hole Bus Bar	Double Hole Bus Bar
Description	Color	Cat. No.	Cat. No.	Cat. No.	Cat. No.
Receptacle Spacing:	White	49MR1-CW	49MR2-CW	49FR1-CW	49FR2-CW
¼" Horizontally,	Black	49MR1-CE	49MR2-CE	49FR1-CE	49FR2-CE
3 ¼" Vertically	Brown	49MR1-CH	49MR2-CH	49FR1-CH	49FR2-CH
Cable Size: 313-777MCM	Red	49MR1-CR	49MR2-CR	49FR1-CR	49FR2-CR
Max Ampacity: 1135A	Blue	49MR1-CB	49MR2-CB	49FR1-CB	49FR2-CB
Voltage: 1000V	Orange	49MR1-CO	49MR2-CO	49FR1-CO	49FR2-CO
	Green	49MR1-CG	49MR2-CG	49FR1-CG	49FR2-CG
	Yellow	49MR1-CY	49MR2-CY	49FR1-CY	49FR2-CY
	Purple	49MR1-CP	49MR2-CP	49FR1-CP	49FR2-CP
	Gray	49MR1-CGY	49MR2-CGY	49FR1-CGY	49FR2-CGY

		Complete Male Receptacle		Complete Female Receptacle	
		Single Hole Bus Bar	Double Hole Bus Bar	Single Hole Bus Bar	Double Hole Bus Bar
Description	Color	Cat. No.	Cat. No.	Cat. No.	Cat. No.
Receptacle Spacing:	White	49MR1-XW	49MR2-XW	49FR1-XW	49FR2-XW
¼" Horizontally and	Black	49MR1-XE	49MR2-XE	49FR1-XE	49FR2-XE
Vertically, 45° Clevis Pin	Brown	49MR1-XH	49MR2-XH	49FR1-XH	49FR2-XH
Cable Size: 313-777MCM	Red	49MR1-XR	49MR2-XR	49FR1-XR	49FR2-XR
Max Ampacity: 1135A	Blue	49MR1-XB	49MR2-XB	49FR1-XB	49FR2-XB
Voltage: 1000V	Orange	49MR1-XO	49MR2-XO	49FR1-XO	49FR2-XO
	Green	49MR1-XG	49MR2-XG	49FR1-XG	49FR2-XG
	Yellow	49MR1-XY	49MR2-XY	49FR1-XY	49FR2-XY
	Purple	49MR1-XP	49MR2-XP	49FR1-XP	49FR2-XP
	Gray	49MR1-XGY	49MR2-XGY	49FR1-XGY	49FR2-XGY


**Note:** Contact factory for availability




49MR Series




Single Hole and Double Hole Bus Bar Terminations



49MR-X Series



Coupler



Clevis Pin




Dust Cover Cap

### Accessories and Replacement Parts

49 Series — Connector Accessories and Replacement Parts				
For Plugs				
Description	Color	Material	Cat. No.	
Clevis Pin for In-Line Connector Coupler	Silver	Stainless Steel	49PNR-KIT*	
Male Dust Cap	Black	High-Performance TPV	49DSM	
Female Dust Cap	Black		49DSF	
In-line Coupler	White	Powder-coated aluminum	49COP-W	
	Black		49COP-E	
	Brown		49COP-H	
	Red		49COP-R	
	Blue		49COP-B	
	Orange		49COP-O	
	Green		49COP-G	
	Yellow		49COP-Y	
	Purple		49COP-P	
	Silver		Unpainted Aluminum	49COP
	Gray		Powder-coated aluminum	49COP-GY
	For Panel Mounted Receptacles			
	Description	Color	Material	Cat. No.
Clevis Pin for Panel Mount Receptacle	Silver	Stainless Steel	49PNR-KIT*	
Dust Cover Cap for Male or Female Receptacle	Black	High-Performance TPV	49DSR	
Receptacle Housing Gasket		Rubber	49GAS	
Locking Ground Pin	—	Brass	15GND-M	
Locking Ground Plug (Female)	Green	TPV/Brass	15D22-UG	
Casting for Male or female Receptacles	Silver	Aluminum	49CSR	

\*Does not fit "X" Version.  
**Note:** Contact factory for availability

#### Rhino-Hide® with Ground Pin



For panel receptacle applications requiring a ground connection, simply install the 15GND-M locking ground pin in place of one of the panel receptacle mounting bolts. The locking ground pin accepts our standard 15D22 series single pole cam connectors as shown in this diagram.

### Ampacity Ratings in 40° Ambient for High Amperage Applications

Ampacity Ratings		
Cable Size	90° C (194° F)	125° C (257° F)
313 MCM	513	636
444 MCM	642	796
535 MCM	724	898
646 MCM	814	1009
777 MCM	916	1135

## Portable Outlet Boxes, Cover Plates and Wire Mesh Grips

### Ideal for Temporary Power Applications

Portable Electrical Outlet Boxes from Leviton are the perfect solution for creating OSHA and NEC Compliant portable power pendants and stringers for temporary power applications.

#### Features and Benefits

##### Portable Outlet Boxes

- Available in single-gang and two-gang sizes
- Extremely resistant to heat and harsh chemicals
- Feed-thru and pendant styles available

##### Cover Plates

- Available in a variety of styles
- Provide superior impact resistance
- Flip-lid versions are rated NEMA Type 3R

#### Portable Outlet Box and Cover Plate Group





### Portable Outlet Boxes — Single Gang



3059-1E



3059F-1E



3099F-1E



3099F-2E

Single Gang Portable Outlet Boxes						
	Cable Diameter	Black	Yellow	Dimensions A	Dimensions B	Dimensions C
Description		Cat. No.	Cat. No.			
Standard Depth, Pendant Style*	0.230" - 0.546"	3059-1E	3059-1Y	3.375"	3.900"	2.500"
Standard Depth, Feed-Thru Style*	0.230" - 0.546"	3059F-1E	3059F-1Y	3.375"	3.900"	2.500"
Extra Deep, Pendant Style	0.230" - 0.546"	3099-1E	3099-1Y	4.375"	3.900"	2.500"
Extra Deep, Feed-Thru Style	0.230" - 0.546"	3099F-1E	3099F-1Y	4.375"	3.900"	2.500"
Extra Deep, Pendant Style	0.590" - 1.000"	3099-2E	3099-2Y	4.375"	3.900"	2.500"
Extra Deep, Feed-Thru Style	0.590" - 1.000"	3099F-2E	3099F-2Y	4.375"	3.900"	2.500"

\*GFCI devices and deep body receptacles are not compatible (must use extra deep version)

### Cover Plates — Single Gang



3054



3051



3056



3060



3061



3052



3057



3055



3058

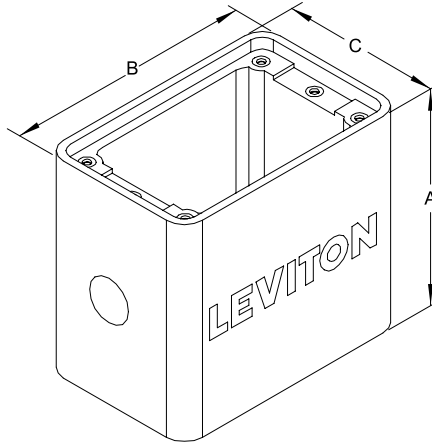
Cover Plates — Single Gang		
	Black	Yellow
Description	Cat. No.	Cat. No.
Blank	3054-E	3054-Y
Duplex	3051-E	3051-Y
Duplex with weather-resistant flip lid*	3056-E	3056-Y
GFCI	3060-E	3060-Y
GFCI with weather-resistant flip lid*~	3061-E	3061-Y
1.39" diameter	3052-E	3052-Y
1.39" diameter Single receptacle cover plate with weather-resistant flip lid*	3057-E	3057-Y
1.56" diameter	3055-E	3055-Y
1.56" diameter Single receptacle cover plate with weather-resistant flip lid*	3058-E	3058-Y

\*NEMA Type 3R Rated.

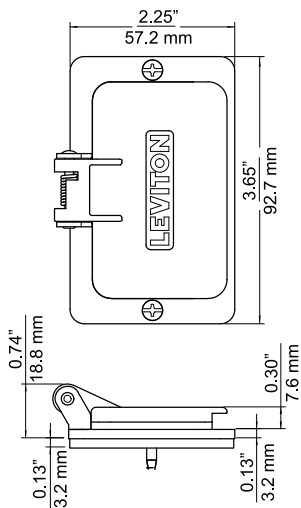
~Tamper Resistant GFCI Devices not compatible

## Dimensions for Single Gang Portable Outlet Boxes and Covers

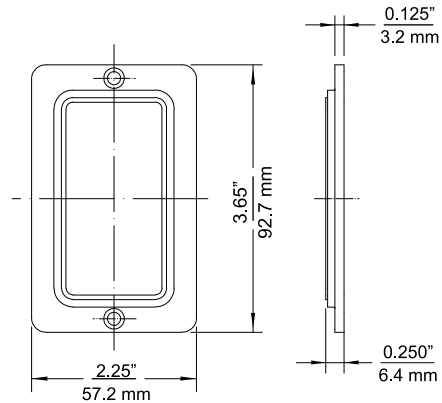
Single Gang Box



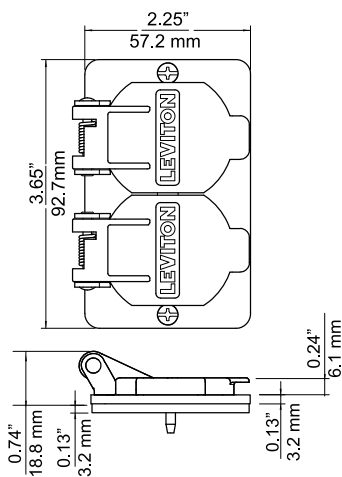
Single Gang GFCI Cover



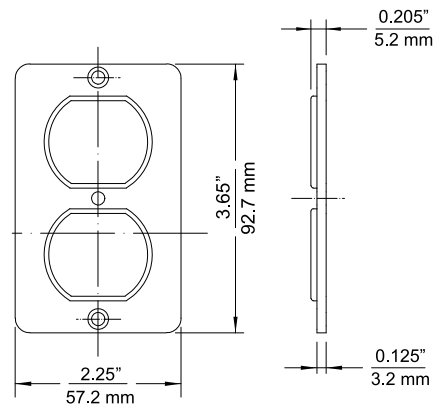
Single Gang GFCI Plate



Single Gang Cover



Single Gang Duplex Cover  
Typical for Receptacle Plates



### Portable Outlet Boxes — 2-Gang




3200-02Y



3300-02Y

2-Gang Portable Outlet Boxes							
	Cable Diameter	Black	Yellow	Dimensions A	Dimensions B	Dimensions C	Dimensions D
Description		Cat. No.	Cat. No.				
Standard Depth, Pendant Style	0.590" - 1.000"	3200-2E	3200-2Y	5.100"	5.655"	4.655"	—
Standard Depth, Feed-Thru Style	0.590" - 1.000"	3200F-2E	3200F-2Y	5.100"	5.655"	4.655"	—
Angled Depth, Pendant Style	0.590" - 1.000"	3300-2E	3300-2Y	4.300"	5.655"	4.655"	3.200"

### Cover Plates — 2-Gang



Cover Plates		
	Black	Yellow
Description	Cat. No.	Cat. No.
Blank	3265-E	3265-Y
2 - Duplex	3260-E	3260-Y
2 - Duplex with weather-resistant flip lid*	3260W-E	3260W-Y
2 - GFCI	3251-E	3251-Y
2 - GFCI with weather-resistant flip lid*~	3251W-E	3251W-Y
1 - GFCI, 1 - Blank	3241-E	3241-Y
1 - GFCI with weather-resistant flip lid, 1 - Blank*~	3241W-E	3241W-Y
1 - 1.56" diameter Single receptacle, 1 - Duplex receptacle	3262-E	3262-Y
1 - 1.56" diameter Single receptacle with weather-resistant flip lid, 1 - Duplex receptacle cover plate with weather-resistant flip lid	3262W-E	3262W-Y
1 - 1.56" diameter Single receptacle, 1 - Blank cover plate	3261-E	3261-Y
1 - 1.56" diameter Single receptacle with weather-resistant flip lid, 1 - Blank cover plate~	3261W-E	3261W-Y
2 - 1.56" diameter Single receptacle cover plate	3263-E	3263-Y
2 - 1.56" diameter Single receptacle cover plate with weather-resistant flip lid~	3263W-E	3263W-Y

\*NEMA Type 3R Rated.

~Tamper-Resistant GFCI Devices may not be compatible — consult factory for details

# Portable Outlet Boxes and Covers

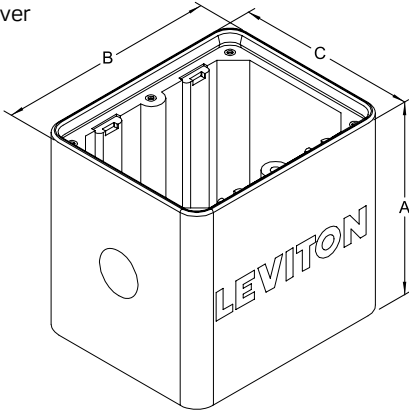
2-Gang | Industrial



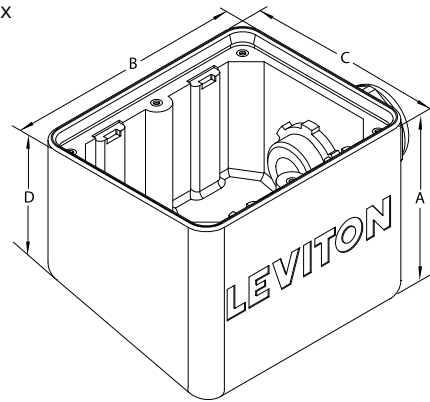
Temporary Power

## Dimensions for Two-Gang Portable Outlet Boxes and Covers

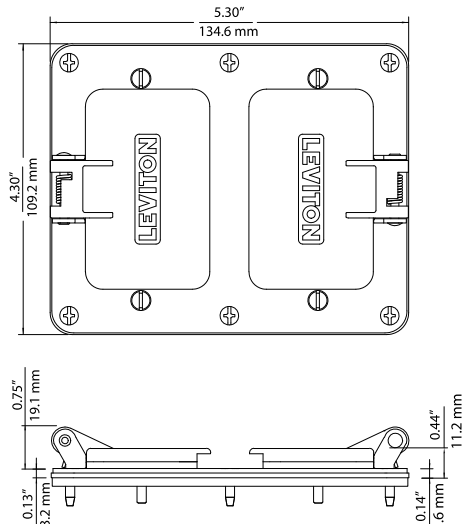
Two Gang Cover



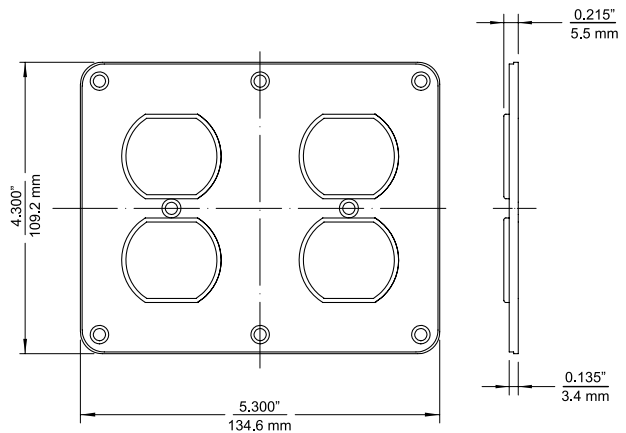
Angle Box



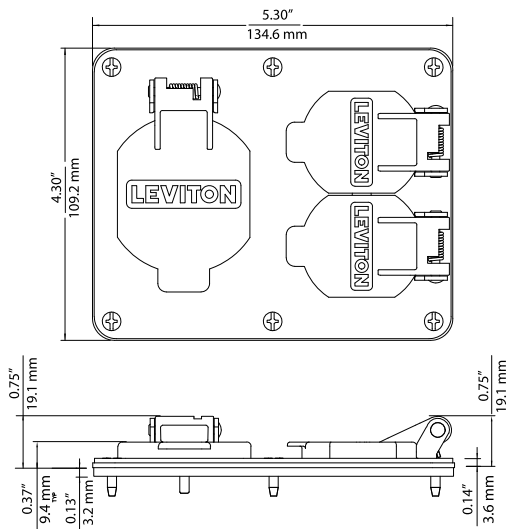
2G Decora® Cover



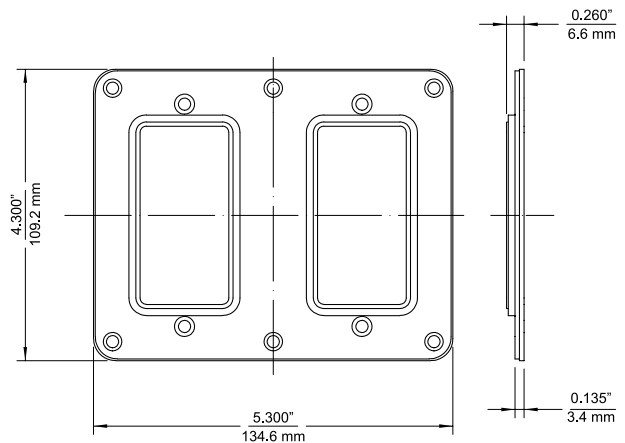
Two-Gang Duplex Plate  
Typical for Receptacle Plates



2G Combo Cover  
Receptacle and Duplex



Two-Gang GFCI Plate



## Portable GFCI Cord Sets

### Automatic and Manual Reset GFCI Devices

Leviton's automatic and manual reset GFCI devices are now sleeker and more rugged than ever. These fully OSHA compliant devices are also perfect for use in a variety of temporary power applications, such as recreation and marine vehicles, portable pools and generators, submersible pumps, vending machines and more.

#### Features and Benefits

- Rainproof, outdoor rated GFCI module
- Fully complies with NEC and OSHA regulations for construction sites
- Manual Reset Cord Sets (yellow body) will NOT automatically reset ON when power is applied or restored after a power interruption — RESET button must be actuated
- Automatic Reset Cord Sets (black body) will automatically reset ON when plugged in or when power is restored after a power interruption
- Power indicator light goes OFF if GFCI trips, power is interrupted, or GFCI is unplugged
- Open-neutral protection immediately trips the GFCI if the neutral conductor on the line side is opened, eliminating the possibility of the GFCI having a live hot leg
- Custom cord lengths and configurations available as special order
- Impact-resistant thermoplastic cover and body
- Water-resistant enclosure is sealed by ultrasonic welding
- Fully complies with NEC and OSHA regulations for construction sites
- UL/CSA listed cord sets and user-attachables; UL recognized power supply cords; complies with UL
- CSA certified
- Satisfies UL 943 Certification Requirement, which now requires all GFCIs to be self-test

#### GFCI Cord Sets — Manual (Yellow) and Automatic Reset (Black)

**MANUAL RESET (YELLOW)** models require manual actuation to restore power to connected equipment providing an extra level of safety



Weather-resistant SJTW cables

Equipped with Industrial Grade plugs and connectors to provide long service life in heavy-duty applications

Power Indicator lights go OFF if GFCI trips, power is interrupted or line cord is unplugged

**AUTOMATIC RESET (BLACK)** models automatically restore power to connected equipment when plugged in or after power interruption and are ideal for hard to access locations



Polycarbonate, ultrasonically welded bodies provide long service life and excellent resistance to harsh weather

RTV injected at cord entrance and exit of the housings for better protection against moisture intrusion

*Continued on next page*

# Portable GFCI Cord Sets

Power Supply Cords | **Industrial**





Continued from previous page

## Automatic and Manual Reset GFCI Cord Sets and Power Supply Cords



Temporary Power

### Automatic Reset GFCI Cord Sets and Power Supply Cords

Rating	NEMA Plug	NEMA Connector
NEMA	 5-15P	 5-15R
Description		Cat. No.
15 A, 2 ft. Cord Set, Molded-On Plug and Connector, Straight Blade, 14/3 SJTW Cord, Self-Test		GSCA1-2C
15 A, 3 ft. Cord Set, Molded-On Plug and Triple Tap Connector, Straight Blade, 14/3 SJTW Cord, Self-Test		GSCA1-3TC
15 A, 6 ft. Cord Set, Molded-On Plug and Connector, Straight Blade, 14/3 SJTW Cord, Self-Test		GSCA1-6C
15 A, 25 ft. Cord Set, Molded-On Plug and Connector, Straight Blade, 14/3 SJTW Cord, Self-Test		GSCA1-25C
15 A, 37 ft. Cord Set, Molded-On Plug and <b>No Connector</b> , Straight Blade, 14/3 SJTW Cord, Self-Test		GSCA1-37E





GSCA1-2C

Rating	NEMA Plug	NEMA Connector
NEMA	 5-20P	 5-20R
Description		Cat. No.
20 A, 3 ft. Cord Set, Molded-On Plug and Connector, Straight Blade, 12/3 SJTW Cord, Self-Test		GSCA2-3C
20 A, 37 ft. Cord Set, Molded-On Plug and <b>No Connector</b> , Straight Blade, 12/3 SJTW Cord, Self-Test		GSCA2-37E



GSCA2-3C

### Manual Reset GFCI Cord Sets and Power Supply Cords

Rating	NEMA Plug	NEMA Connector
NEMA	 5-15P	 5-15R
Description		Cat. No.
15 A, 3 ft. Heavy Duty Cord Set, Black & White® Plug and Connector, Straight Blade, 12/3 SJTW Cord, Self-Test		GSCM1-3C
15 A, 3 ft. Heavy Duty Cord Set, Black & White® Plug and Triple Tap Connector, Straight Blade, 12/3 SJTW Cord, Self-Test		GSCM1-3TC
15 A, 25 ft. Cord Set, Black & White® Plug and Connector, 14/3 SJTW Cord, Self-Test		GSCM1-25C
20 A, 3 ft. Cord Set, Black & White® Plug and Connector, Straight Blade, 12/3 SJTW Cord, Self-Test		GSCM2-3C
20 A, 3 ft. Cord Set, Wetguard® Plug and Connector, Straight Blade, 12/3 SJTW Cord, Self-Test		GSCM2-3WC



GSCM1-3C

Continued on next page

## GFCI User Attachables

### Features and Benefits

- UL 943 Class A GFCI operation with open-neutral protection
- May be pre-wired to cable of any specified length up to 50 feet
- Accept — #18 thru #12 cord sizes Type SJ or ST
- Power indicator light goes off if GFCI trips, power is interrupted or GFCI is unplugged
- Backed by a limited 2-year warranty




### GFCI User-Attachables — Manual and Automatic Reset

**MANUAL RESET (YELLOW)** models require manual actuation to restore power to connected equipment providing an extra level of safety

**AUTOMATIC RESET (BLACK)** models automatically restore power to connected equipment when plugged in or after power interruption and are ideal for hard to access locations



### GFCI User Attachable Devices

Automatic Reset User-Attachable Devices*  	
Rating	NEMA Plug
NEMA	 5-15P
Description	Cat. No.
15 A, Right-Angle GFCI Plug, Grounded, Self-Test	GSRA1
15 A, Right-Angle GFCI Plug, Grounded, Self-Test, BULK (20)	GSRA1-1

Continued on next page



GSRA1

Continued from previous page

## GFCI User Attachable Devices

Temporary Power

Automatic Reset User-Attachable Devices*	
Rating	NEMA Plug
NEMA	 5-20P
Description	Cat. No.
20 A, Right-Angle GFCI Plug, Grounded, Self-Test	G5RA2
20 A, Right-Angle GFCI Plug, Grounded, Self-Test, BULK (20)	G5RA2-1
20 A, In-Line GFCI Plug, Grounded, Self-Test	G5IA2



G5RA2

Manual Reset User-Attachable Devices*	
Rating	NEMA Plug
NEMA	 5-15P
Description	Cat. No.
15 A, Right-Angle GFCI Plug, Grounded, Self-Test	G5RM1
15 A, Right-Angle GFCI Plug, Grounded, Self-Test, BULK (20)	G5RM1-1
Rating	NEMA Plug
NEMA	 5-20P
Description	Cat. No.
20 A, Right-Angle GFCI Plug, Grounded, Self-Test	G5RM2
20 A, Right-Angle GFCI Plug, Grounded, Self-Test, BULK (20)	G5RM2-1
20 A, In-Line GFCI Plug, Grounded, Self-Test	G5IM2



G5RM1

## GFCI Panel Mount

### Features and Benefits

- Satisfies latest UL 943 self-test requirement
- Improves safety — protect critical personnel from electrical shocks
- Withstands outdoor conditions - rainproof and outdoor rated devices are OSHA compliant
- Ideal for — vending machines, construction sites, RV parks, marinas, and spas/hot tubs
- Automatic reset — automatically restore power to connected equipment when plugged in or after power interruption

Panel Mount GFCI with Hi/Lo Voltage Detection	
Description	Cat. No.
20 A, Panel Mount GFCI, Self-Test	G5PA2-Y



G5PA2-Y





## Power Pedestals

# J

Commercial Applications .....	J-2
RV and Campsite Applications .....	J-5
Marine Applications .....	J-7

## Power Pedestals for Commercial Applications

The way in which people work and use space is forever innovating. The world is more connected than ever, whether it be indoors or outdoors. Whether it's charging a tablet or powering an outdoor event, power pedestals for commercial applications deliver power wherever it is needed, allowing you to adapt to today's shifting charging demands.

### Features and Benefits

- Quick and easy installation
- Available in a variety of heights, colors and configurations
- Durable construction for both indoor and outdoor use
- Available in brushed stainless steel, powder coated bronze, or powder coated black with added UV and scratch protection
- Welded construction from heavy gauge 304 Stainless Steel to withstand the harshest environments

### Power Pedestals for Indoor and Outdoor Use – Installation Options

#### Surface Mount

(Base Varies Depending On Hinge Style)

#### Direct Bury



### Features and Benefits

#### Surface Mount

- Pre-installed grounding hardware and stainless steel anchoring hardware for concrete included
- Pre-drilled holes for easy mounting to the ground surface
- Flush hinge versions are ideal for areas with limited space such as in front of a wall and include internal mounting bracket to save space

#### Direct Bury

- No need to wait for concrete pour/set
- Removeable access panel on side eases wiring device installation

*Continued on next page*

Continued from previous page

Commercial Applications

Available with  
Leviton Electrical  
Wiring Devices

Weather- and Tamper-Resistant  
USB Receptacle with Type A  
and C ports to meet any  
charge requirements



Designed to satisfy current UL standards for auto-monitoring, our Weather- and Tamper-Resistant Self-Test GFCIs periodically conduct automatic internal tests to confirm that they can respond to a ground fault

Can accommodate any standard decorator style electrical wiring device



Hinged Top Versions

**Control Access**

Durable stainless steel cover is equipped with a locking tab to prevent unauthorized use and to ensure important cords are not unplugged

**24/7 Protection**

Spacing between cover and pedestal to allow wiring to pass through while-in-use

**Weather-Resistant**

Self-closing cover prevents ingress of water from outdoor elements



Weatherproof  
While-In-Use  
Cover Versions

Complies with the National Electric Code® (2020) Section 406.9 for weatherproof enclosures in damp and wet locations

Continued on next page

Continued from previous page

### Commercial Applications

Hinged and Non-Hinged Pedestals							
Pedestal Style	Gang	Installation Type	Height (in.)	Includes Receptacles	STAINLESS STEEL Cat. No.	BLACK Cat. No.	BRONZE Cat. No.
Standard Hinge	1-Gang	Direct Bury	18" once installed; 42" total	Yes*	1BH42-1S	1BH42-1E	1BH42-1Z
				No	1BH42-S	1BH42-E	1BH42-Z
		Surface Mount	18"	Yes*	1PH18-1S	1PH18-1E	1PH18-1Z
				No	1PH18-S	1PH18-E	1PH18-Z
			24"	Yes*	1PH24-1S	1PH24-1E	1PH24-1Z
				No	1PH24-S	1PH24-E	1PH24-Z
2-Gang	Surface Mount	18"	Yes**	2PH18-2S	2PH18-2E	2PH18-2Z	
			No	2PH18-S	2PH18-E	2PH18-Z	
Flush Hinge	1-Gang	Surface Mount	18"	Yes*	1PF18-1S	1PF18-1E	1PF18-1Z
				No	1PF18-S	1PF18-E	1PF18-Z
		24"	Yes*	1PF24-1S	1PF24-1E	1PF24-1Z	
			No	1PF24-S	1PF24-E	1PF24-Z	
No Hinge	1-Gang	Surface Mount	18"	Yes***	1PS18-3S	1PS18-3E	1PS18-3Z
				No	1PS18-S	1PS18-E	1PS18-Z
			24"	Yes***	1PS24-3S	1PS24-3E	1PS24-3Z
				No	1PS24-S	1PS24-E	1PS24-Z

\*Comes with 20 Amp Weather- and Tamper-Resistant GFCI (G5362-WTW).

\*\*Comes with 20 Amp Weather- and Tamper-Resistant GFCI (G5362-WTW) and 20 Amp Weather- and Tamper-Resistant Type A and C USB Receptacle (W5833-W).

\*\*\*Comes with 20 Amp Weather- and Tamper-Resistant GFCI (G5362-WTW) and Weatherproof While-In-Use Cover (IUM1V-GY)

**NOTE:** In addition to the above offering, our power pedestals are available in gray, green, brown and other custom colors with additional lead times. Contact your local Leviton specialist for more information.

Standard Hinge



Flush Hinge



NO Hinge



## Power Pedestals for RV's and Campsites

Pedestals that fit your unique specifications.

### Features and Benefits

- Withstands corrosive environments with plastic resin housing for extended lifespan
- Efficient design turnaround and lead times
- Two piece system allows disassembly of pedestal in anticipation of harsh weather

### Power Pedestals for RV's and Campsites



Campsider

Camphead with  
Optional Pedestal



For questions, please contact your local Leviton sales rep, or [email industrial@leviton.com](mailto:email industrial@leviton.com)

*Continued on next page*

# Power Pedestals

For RV's and Campsites



Continued from previous page

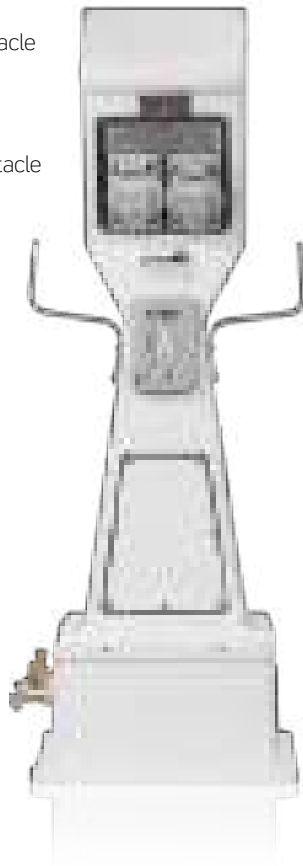
## Power Pedestals for RV's and Campsites

Power Pedestals

Pedestals, Heads and Stands						
Base	Bus Bar	Meter	Water	Cat. No.		
Campsider	Straight Distribution Block Bus Bar	No Meter	No Water Hookup	RVCS1-S		
	Single Phase Loop Distribution Block Bus Bar			RVCS1-L		
	Straight Distribution Block Bus Bar		Two 1/2" - 1/4 Turn Water Valves	RVCS2-1S		
	Single Phase Loop Distribution Block Bus Bar			RVCS2-1L		
	Straight Distribution Block Bus Bar		Two 3/4" - 1/4 Turn Water Valves	RVCS3-3S		
	Single Phase Loop Distribution Block Bus Bar			RVCS3-3L		
	Straight Distribution Block Bus Bar	Dual Element Meter	No Water Hookup	RVCSM-S		
	Single Phase Loop Distribution Block Bus Bar			RVCSM-L		
	Straight Distribution Block Bus Bar		Two 1/2" - 1/4 Turn Water Valves	RVCSM-1S		
	Single Phase Loop Distribution Block Bus Bar			RVCSM-1L		
	Straight Distribution Block Bus Bar		Two 3/4" - 1/4 Turn Water Valves	RVCSM-3S		
	Single Phase Loop Distribution Block Bus Bar			RVCSM-3L		
	Camphead		Straight Distribution Block Bus Bar	No Meter	No Water Hookup	RVCH1-S
			Single Phase Loop Distribution Block Bus Bar			RVCH1-L
Straight Distribution Block Bus Bar		Dual Element Meter	RVCHM-S			
Single Phase Loop Distribution Block Bus Bar			RVCHM-L			
Stand	—	—	No Water Hookup	RVST		
	—	—	Two 1/2" - 1/4 Turn Water Valves	RVST1		
	—	—	Two 3/4" - 1/4 Turn Water Valves	RVST2		

### Campsider

Base Includes 20 A GFCI Receptacle with Standard Breaker  
 30 Amp (125 V) RV Receptacle with Standard Breaker  
 50 Amp (125/250 V) RV Receptacle with Standard Breaker  
 White LED with Photocell and Gray Receptacle Covers;  
 NEMA 3R Rated Enclosure



### Camphead

Base Includes 10"x12" Box with 20 A GFCI Receptacle with Standard Breaker  
 30 Amp (125 V) RV Receptacle with Standard Breaker  
 50 Amp (125/250 V) RV Receptacle with Standard Breaker  
 White LED with Photocell and Gray Receptacle Covers;  
 NEMA 3R Rated Enclosure;  
 Stands Sold Separately



### Stand

Includes 4" x 6" Aluminum Stand with 2 Hangers  
 For Use Only with Camphead Units

## Power Pedestals for Marine Use

### DOCKSIDER — DS1 Large Power Pedestal

#### Features and Benefits

##### Power Pedestals for Marine

- Preassembled with straight distribution block, wiring devices and cover plates and LED base lights
- Allows up to 6 wiring devices (per locations A through F on **page J-8**)
- Includes pedestal base with cord management hooks

##### Construction

- Polycarbonate housing with two piece system to allow disassembly of pedestal in harsh weather conditions
- Base extension available to raise bus bar connection by 6 inches

##### Standards

- NEMA 3R, UL-231, CSA 22.2 No. 29, NFPA 303, NFPA 70

##### Warranty

- Housing: 5 years
- Wiring Devices: 1 year

#### Power Pedestal for Marine Use



Docksider

For questions, please contact your local Leviton sales rep, or [email industrial@leviton.com](mailto:email industrial@leviton.com)

*Continued on next page*

# Power Pedestals

Marine Use



Continued from previous page

## DOCKSIDER DS1 Large Power Pedestal for Marine Use — Ordering Information

### ORDERING NUMBER:

Ordering example: DS1-1S25-R0-20S-30S-30S-20S-W-W-SPD-B0-W22-M0-M0-B0-B0

DS1 -

1	2	3	4	5	6	7	8	9	10	11	12	13	14	15	16
---	---	---	---	---	---	---	---	---	----	----	----	----	----	----	----

1	2	3	4
<b>PEDESTAL MODEL</b>	<b>RECEPTACLE/BREAKER Device Location A - Front</b>	<b>RECEPTACLE/BREAKER Device Location B - Front</b>	<b>RECEPTACLE/BREAKER Device Location C - Front</b>
<b>R0</b> Pedestal Base Unit Includes Housing and Base with Clear or Amber LED Base Light	<b>R0</b> No Receptacle <b>30S</b> 30A (125V) Recept. w/Std. Brkr. <b>30E</b> 30A (125V) Recept. w/30mA EPD Brkr. <b>50S</b> 50A (125V) Recept. w/Std. Brkr. <b>50E</b> 50A (125V) Recept. w/30mA EPD Brkr. (Uses 2-Pole 50A EPD Brkr./1-Pole 50A EPD Brkr. Unavail.) <b>50S2</b> 50A (125/250V) Recept. w/Std. Brkr. <b>50E2</b> 50A (125/250V) Recept. w/30mA EPD Brkr. <b>1S25</b> 100A (125/250V) Recept. w/Std. Brkr. <b>1S20</b> 100A (120/208V) Recept. w/Std. Brkr. <b>1S48</b> 100A (277/480V) Recept. w/Std. Brkr. <b>CO</b> Cable Only Recept. Cvr. - 1 Conn. (Only Avail. in White) <b>C5</b> CAT5 Internet Conn.	<b>R0</b> No Receptacle <b>30S</b> 30A (125V) Recept. w/Std. Brkr. <b>30E</b> 30A (125V) Recept. w/30mA EPD Brkr. <b>50S</b> 50A (125V) Recept. w/Std. Brkr. <b>50E</b> 50A (125V) Recept. w/30mA EPD Brkr. (Uses 2-Pole 50A EPD Brkr./1-Pole 50A EPD Brkr. Unavail.) <b>50S2</b> 50A (125/250V) Recept. w/Std. Brkr. <b>50E2</b> 50A (125/250V) Recept. w/30mA EPD Brkr. <b>1S25</b> 100A (125/250V) Recept. w/Std. Brkr. <b>1S20</b> 100A (120/208V) Recept. w/Std. Brkr. <b>1S48</b> 100A (277/480V) Recept. w/Std. Brkr. <b>CO</b> Cable Only Recept. Cvr. - 1 Conn. (Only Avail. in White) <b>C5</b> CAT5 Internet Conn.	<b>R0</b> No Receptacle <b>20S</b> 20A GFI Recept. w/Std. Brkr. <b>30S</b> 30A (125V) Recept. w/Std. Brkr. <b>30E</b> 30A (125V) Recept. w/30mA EPD Brkr. <b>50S</b> 50A (125V) Recept. w/Std. Brkr. <b>50E</b> 50A (125/250V) Recept. w/30mA EPD Brkr. (Uses 2-Pole 50A EPD Brkr./1-Pole 50A EPD Brkr. Unavail.) <b>50S2</b> 50A (125/250V) Recept. w/Std. Brkr. <b>50E2</b> 50A (125/250V) Recept. w/30mA EPD Brkr. <b>CO</b> Cable Only Recept. Cvr. - 1 Conn. (Only Avail. in White) <b>C5</b> CAT5 Internet Conn.

**IMPORTANT:** See NOTES below on ordering.

5	6	7	9
<b>RECEPTACLE/BREAKER Device Location D - Back</b>	<b>RECEPTACLE/BREAKER Device Location E - Back</b>	<b>RECEPTACLE/BREAKER Device Location F - Back</b>	<b>LED LIGHT COLOR</b>
<b>R0</b> No Receptacle <b>30S</b> 30A (125V) Recept. w/Std. Brkr. <b>30E</b> 30A (125V) Recept. w/30mA EPD Brkr. <b>50S</b> 50A (125V) Recept. w/Std. Brkr. <b>50E</b> 50A (125V) Recept. w/30mA EPD Brkr. (Uses 2-Pole 50A EPD Brkr./1-Pole 50A EPD Brkr. Unavail.) <b>50S2</b> 50A (125/250V) Recept. w/Std. Brkr. <b>50E2</b> 50A (125/250V) Recept. w/30mA EPD Brkr. <b>1S25</b> 100A (125/250V) Recept. w/Std. Brkr. <b>1S20</b> 100A (120/208V) Recept. w/Std. Brkr. <b>1S48</b> 100A (277/480V) Recept. w/Std. Breaker <b>CO</b> Cable Only Recept. Cvr. - 1 Conn. (Only Available in White) <b>C5</b> CAT5 Internet Conn.	<b>R0</b> No Receptacle <b>30S</b> 30A (125V) Recept. w/Std. Brkr. <b>30E</b> 30A (125V) Recept. w/30mA EPD Brkr. <b>50S</b> 50A (125V) Recept. w/Std. Brkr. <b>50E</b> 50A (125V) Recept. w/30mA EPD Brkr. (Uses 2-Pole 50A EPD Brkr./1-Pole 50A EPD Brkr. Unavail.) <b>50S2</b> 50A (125/250V) Recept. w/Std. Brkr. <b>50E2</b> 50A (125/250V) Recept. w/30mA EPD Brkr. <b>1S25</b> 100A (125/250V) Recept. w/Std. Brkr. <b>1S20</b> 100A (120/208V) Recept. w/Std. Brkr. <b>1S48</b> 100A (277/480V) Recept. w/Std. Breaker <b>CO</b> Cable Only Recept. Cvr. - 1 Conn. (Only Available in White) <b>C5</b> CAT5 Internet Conn.	<b>R0</b> No Receptacle <b>20S</b> 20A GFI Recept. w/Std. Brkr. <b>30S</b> 30A (125V) Recept. w/Std. Brkr. <b>30E</b> 30A (125V) Recept. w/30mA EPD Brkr. <b>50S</b> 50A (125V) Recept. w/Std. Brkr. <b>50E</b> 50A (125V) Recept. w/30mA EPD Brkr. (Uses 2-Pole 50A EPD Brkr./1-Pole 50A EPD Brkr. Unavail.) <b>50S2</b> 50A (125/250V) Recept. w/Std. Brkr. <b>50E2</b> 50A (125/250V) Recept. w/30mA EPD Brkr. <b>CO</b> Cable Only Recept. Cvr. - 1 Conn. (Only Avail. in White) <b>C5</b> CAT5 Internet Conn.	<b>W</b> Clear White <b>A</b> Amber

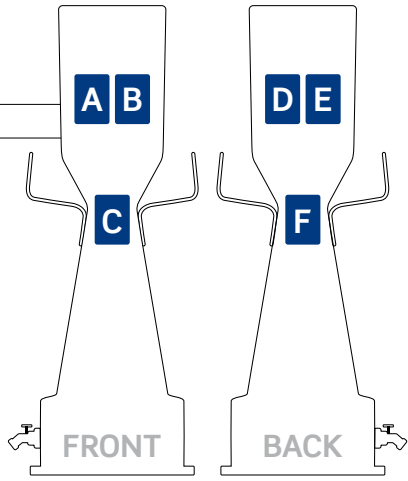
**IMPORTANT:** See NOTES below on ordering.

8	10	11
<b>RECEPTACLE COVER COLOR</b>	<b>BUS BAR</b>	<b>STAND EXTENSION</b>
<b>WH</b> White <b>B</b> Blue <b>GR</b> Green <b>T</b> Tan <b>GY</b> Gray <b>Y</b> Yellow	<b>SD</b> Straight Distrib. Block <b>SPD</b> Single Phase Loop Distrib. Block <b>SPS</b> Single Phase Loop Studded Distrib. Block <b>T30</b> Three Phase Loop 300MCM Distrib. Block <b>T50</b> Three Phase Loop 350MCM Distrib. Block <b>SMS</b> Split Mini Straight Distrib. Blocks	<b>B0</b> No Stand Extension <b>EXT</b> Stand Extension - Raises Busbar Connection 6"

12	14	15	16
<b>WATER HOOKUP TYPE</b>	<b>KILOWATT HOUR METERS Device Location: Back</b>	<b>SPARE BREAKER OPTION 1**</b>	<b>SPARE BREAKER OPTION 2**</b>
<b>W0</b> No Water <b>W11</b> 3/4" 1/4 Turn Water Valve - QTY 1 <b>W21</b> 3/4" Water Valve w/Backflow Preventer - QTY 1 <b>W31</b> 1/2" 1/4 Turn Water Valve - QTY 1 <b>W41</b> 1/2" Water Valve w/Backflow Preventer - QTY 1 <b>W12</b> 3/4" 1/4 Turn Water Valve - QTY 2 <b>W22</b> 3/4" Water Valve w/Backflow Preventer - QTY 2 <b>W32</b> 1/2" 1/4 Turn Water Valve - QTY 2 <b>W42</b> 1/2" Water Valve w/Backflow Preventer - QTY 2	<b>M0</b> No Meter <b>SE1</b> Single Element Meter - QTY 1 <b>DE1</b> Dual Element Meter - QTY 1 <b>SE2</b> Single Element Meter - QTY 2 <b>DE2</b> Dual Element Meter - QTY 2 <b>SE3</b> Single Element Meter - QTY 3 <b>DE3</b> Dual Element Meter - QTY 3 <b>TE1</b> Triple Element Meter - QTY 1 <b>TE2</b> Triple Element Meter - QTY 2	<b>B0</b> No Breaker <b>B1</b> 20A 1-Pole Std. Breaker <b>B1GFI</b> 20A 1-Pole GFI Breaker <b>B2</b> 20A 2-Pole Std. Breaker <b>B2GFI</b> 20A 2-Pole GFI Breaker <b>B3</b> 30A 1-Pole Std. Breaker <b>B32</b> 30A 2-Pole Std. Breaker <b>B32GFI</b> 30A 2-Pole GFI Breaker <b>B5</b> 50A 1-Pole Std. Breaker <b>B52</b> 50A 2-Pole Std. Breaker <b>B52GFI</b> 50A 2-Pole GFI Breaker	<b>B0</b> No Breaker <b>B1</b> 20A 1-Pole Std. Breaker <b>B1GFI</b> 20A 1-Pole GFI Breaker <b>B2</b> 20A 2-Pole Std. Breaker <b>B2GFI</b> 20A 2-Pole GFI Breaker <b>B3</b> 30A 1-Pole Std. Breaker <b>B32</b> 30A 2-Pole Std. Breaker <b>B32GFI</b> 30A 2-Pole GFI Breaker <b>B5</b> 50A 1-Pole Std. Breaker <b>B52</b> 50A 2-Pole Std. Breaker <b>B52GFI</b> 50A 2-Pole GFI Breaker

\*\* Spare breaker location will vary.

**NOTES:** 1) 100 Amp receptacles are IEC 60309 Pin & Sleeve devices and can only be selected for the top spots (A, B, D, E) due to spacing. If 100 Amp receptacle is selected in location A or D, the adjacent spot (B or E) should be entered as "R0" No Receptacle.  
2) When requiring a 30 Amp receptacle and a 50 Amp receptacle in locations A and B, or D and E, the 50 Amp receptacle must be ordered in location A and/or D.



For questions, please contact your local Leviton sales rep, or [email industrial@leviton.com](mailto:email industrial@leviton.com)

Power Pedestals



## Power Pedestals for Marine Use

### DOCKHEAD — DH2 Large Power Outlet Box

#### Features and Benefits

##### 10" X 12" Power Outlet Box for Marine

- Preassembled with mini straight distribution block, wiring devices and front and bottom LED lights
- Allows up to 4 wiring devices (see locations A, B, C, D per diagram on **page J-10**)
- Can be ordered with or without stand

##### Construction

- Polycarbonate housing

##### Standards

- NEMA 3R, UL-231, CSA 22.2 No. 29, NFPA 303, NFPA 70

##### Warranty

- Housing: 5 years
- Wiring Devices: 1 year

#### Power Pedestal for Marine Use

Dockhead



Continued from previous page

### DOCKHEAD DH2 Large Power Outlet Box for Marine Use — Ordering Information

#### ORDERING NUMBER:

Ordering example: DH2-20S-20S-30S-20S-W-A-SD-WO-DE1-SE1

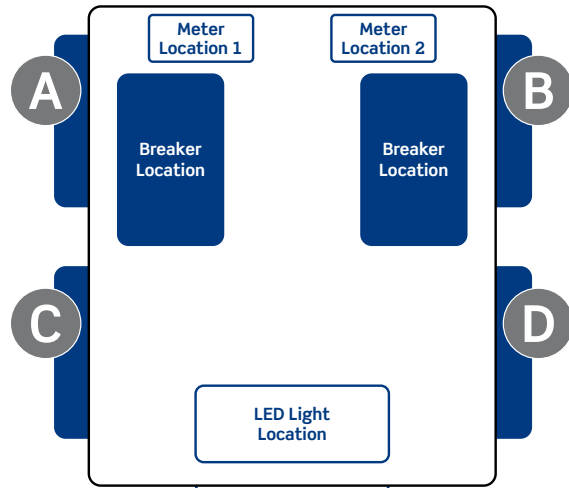
DH2	-	-	-	-	-	-	-	-	-	-	-	-	-	-
	1	2	3	4	5	6	7	8	9	10	11	12	13	14

1 MODEL	2 RECEPTACLE/BREAKER Device Location A	3 RECEPTACLE/BREAKER Device Location B	4 RECEPTACLE/BREAKER Device Location C
<b>DH2</b> Dockhead 10" x 12" Base Unit Includes Box and LED Clear or Amber with Front and Bottom Lens	<b>R0</b> No Receptacle <b>20S</b> 20A GFI Recept. w/Std. Brkr. <b>30S</b> 30A (125V) Recept. w/Std. Brkr. <b>30E</b> 30A (125V) Recept. w/30mA EPD Brkr. <b>50S</b> 50A (125V) Recept. w/Std. Brkr. <b>50E</b> 50A (125V) Recept. w/30mA EPD Brkr. (Uses 2-Pole 50A EPD Brkr./1-Pole 50A EPD Brkr. Unavail.) <b>50S2</b> 50A (125/250V) Recept. w/Std. Brkr. <b>50E2</b> 50A (125/250V) Recept. w/30mA EPD Brkr. <b>CO</b> Cable Only Recept. Cvr. - 1 Conn. (Only Avail. in White) <b>C5</b> CAT5 Internet Conn.	<b>R0</b> No Receptacle <b>20S</b> 20A GFI Recept. w/Std. Brkr. <b>30S</b> 30A (125V) Recept. w/Std. Brkr. <b>30E</b> 30A (125V) Recept. w/30mA EPD Brkr. <b>50S</b> 50A (125V) Recept. w/Std. Brkr. <b>50E</b> 50A (125V) Recept. w/30mA EPD Brkr. (Uses 2-Pole 50A EPD Brkr./1-Pole 50A EPD Brkr. Unavail.) <b>50S2</b> 50A (125/250V) Recept. w/Std. Brkr. <b>50E2</b> 50A (125/250V) Recept. w/30mA EPD Brkr. <b>CO</b> Cable Only Recept. Cvr. - 1 Conn. (Only Avail. in White) <b>C5</b> CAT5 Internet Conn.	<b>R0</b> No Receptacle <b>20S</b> 20A GFI Recept. w/Std. Brkr. <b>30S</b> 30A (125V) Recept. w/Std. Brkr. <b>30E</b> 30A (125V) Recept. w/30mA EPD Brkr. <b>50S</b> 50A (125V) Recept. w/Std. Brkr. <b>50E</b> 50A (125V) Recept. w/30mA EPD Brkr. (Uses 2-Pole 50A EPD Brkr./1-Pole 50A EPD Brkr. Unavail.) <b>50S2</b> 50A (125/250V) Recept. w/Std. Brkr. <b>50E2</b> 50A (125/250V) Recept. w/30mA EPD Brkr. <b>CO</b> Cable Only Recept. Cvr. - 1 Conn. (Only Avail. in White) <b>C5</b> CAT5 Internet Conn.

5 RECEPTACLE/BREAKER Device Location D	6 RECEPTACLE COVER COLOR	8 BUS BAR	10 WATER HOOKUP TYPE*
<b>R0</b> No Receptacle <b>20S</b> 20A GFI Recept. w/Std. Brkr. <b>30S</b> 30A (125V) Recept. w/Std. Brkr. <b>30E</b> 30A (125V) Recept. w/30mA EPD Brkr. <b>50S</b> 50A (125V) Recept. w/Std. Brkr. <b>50E</b> 50A (125V) Recept. w/30mA EPD Brkr. (Uses 2-Pole 50A EPD Brkr./1-Pole 50A EPD Brkr. Unavail.) <b>50S2</b> 50A (125/250V) Recept. w/Std. Brkr. <b>50E2</b> 50A (125/250V) Recept. w/30mA EPD Brkr. <b>CO</b> Cable Only Recept. Cvr. - 1 Conn. (Only Available in White) <b>C5</b> CAT5 Internet Conn.	<b>WH</b> White <b>B</b> Blue <b>GR</b> Green <b>T</b> Tan <b>GY</b> Gray <b>Y</b> Yellow	<b>SD</b> Straight Distrib. Block <b>SPD</b> Single Phase Loop Distrib. Block <b>SPS</b> Single Phase Loop Studded Distrib. Block <b>T30</b> Three Phase Loop 300MCM Distrib. Block <b>T50</b> Three Phase Loop 350MCM Distrib. Block <b>SMS</b> Split Mini Straight Distrib. Blocks	<b>W0</b> No Water <b>W11</b> 3/4" 1/4 Turn Water Valve - QTY 1 <b>W21</b> 3/4" Water Valve w/Backflow Preventer - QTY 1 <b>W31</b> 1/2" 1/4 Turn Water Valve - QTY 1 <b>W41</b> 1/2" Water Valve w/Backflow Preventer - QTY 1 <b>W12</b> 3/4" 1/4 Turn Water Valve - QTY 2 <b>W22</b> 3/4" Water Valve w/Backflow Preventer - QTY 2 <b>W32</b> 1/2" 1/4 Turn Water Valve - QTY 2 <b>W42</b> 1/2" Water Valve w/Backflow Preventer - QTY 2
	<b>7 LED LIGHT COLOR</b> <b>W</b> Clear White <b>A</b> Amber	<b>9 STAND</b> <b>ST0</b> No Stand <b>ST2</b> 4 x 6 Stand - 2 Hangers	

11 KILOWATT HOUR METERS Meter Location 1	12 KILOWATT HOUR METERS Meter Location 2	13 SPARE BREAKER OPTION 1**	14 SPARE BREAKER OPTION 2**
<b>M0</b> NONE <b>SE1</b> Single Element Meter - QTY 1 <b>DE1</b> Dual Element Meter - QTY 1 <b>SE2</b> Single Element Meter - QTY 2 <b>DE2</b> Dual Element Meter - QTY 2 <b>SE3</b> Single Element Meter - QTY 3 <b>DE3</b> Dual Element Meter - QTY 3	<b>M0</b> NONE <b>SE1</b> Single Element Meter - QTY 1 <b>DE1</b> Dual Element Meter - QTY 1 <b>SE2</b> Single Element Meter - QTY 2 <b>DE2</b> Dual Element Meter - QTY 2 <b>SE3</b> Single Element Meter - QTY 3 <b>DE3</b> Dual Element Meter - QTY 3	<b>B0</b> No Breaker <b>B1</b> 20A 1-Pole Std. Breaker <b>B1GFI</b> 20A 1-Pole GFI Breaker <b>B2</b> 20A 2-Pole Std. Breaker <b>B2GFI</b> 20A 2-Pole GFI Breaker <b>B3</b> 30A 1-Pole Std. Breaker <b>B32</b> 30A 2-Pole Std. Breaker <b>B32GFI</b> 30A 2-Pole GFI Breaker <b>B5</b> 50A 1-Pole Std. Breaker <b>B52</b> 50A 2-Pole Std. Breaker <b>B52GFI</b> 50A 2-Pole GFI Breaker	<b>B0</b> No Breaker <b>B1</b> 20A 1-Pole Std. Breaker <b>B1GFI</b> 20A 1-Pole GFI Breaker <b>B2</b> 20A 2-Pole Std. Breaker <b>B2GFI</b> 20A 2-Pole GFI Breaker <b>B3</b> 30A 1-Pole Std. Breaker <b>B32</b> 30A 2-Pole Std. Breaker <b>B32GFI</b> 30A 2-Pole GFI Breaker <b>B5</b> 50A 1-Pole Std. Breaker <b>B52</b> 50A 2-Pole Std. Breaker <b>B52GFI</b> 50A 2-Pole GFI Breaker

**NOTES:** \*Water Hookup Types can only be selected if Stand (ST2) is selected.  
If No Stand (ST0) is selected, Water Hookup Type should default to "W0" No Water.  
\*\* Spare breaker location will vary.



For questions, please contact your local Leviton sales rep, or [email industrial@leviton.com](mailto:industrial@leviton.com)

## Power Pedestals for Marine Use

### DOCKHEAD — DH1 Small Power Outlet Box

#### Features and Benefits

##### 8" X 10" Power Outlet Box for Marine

- Preassembled with mini straight distribution block, wiring devices with weather-resistant covers, and front and bottom LED lights
- Allows up to 2 wiring devices (see locations A & B per diagram on **page J-12**)
- Can be ordered with or without stand

##### Construction

- Polycarbonate housing

##### Standards

- NEMA 3R, UL-231, CSA 22.2 No. 29, NFPA 303, NFPA 70

##### Warranty

- Housing: 5 years
- Wiring Devices: 1 year

#### Power Pedestal for Marine Use

Dockhead



Continued from previous page

### DOCKHEAD DH1 Small Power Outlet Box for Marine Use — Ordering Information

#### ORDERING NUMBER:

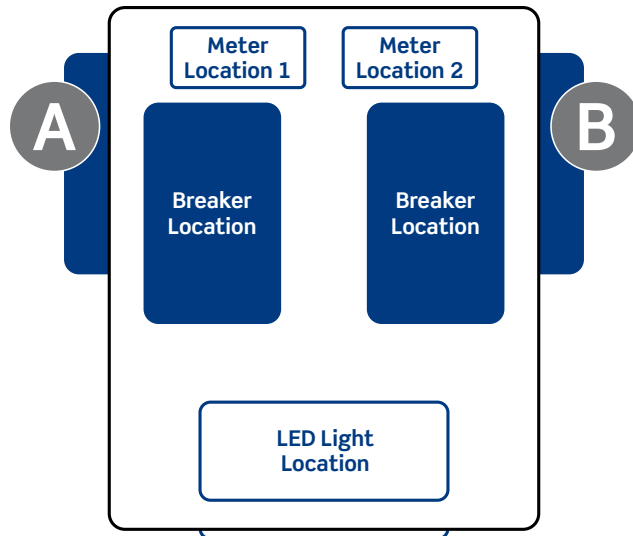
Ordering example: DH1-30-30S-B-W-ST1-W12-M0-M0-B0-B0



1	MODEL	2	RECEPTACLE/BREAKER Device Location A	3	RECEPTACLE/BREAKER Device Location B	4	RECEPTACLE COVER COLOR
DH1	<b>Dockhead 8" x 10" Base Unit</b> Includes Box, Mini Straight Distribution Block, LED Clear or Amber with Front and Bottom Lens	<b>R0</b>	No Receptacle	<b>R0</b>	No Receptacle	<b>WH</b>	White
		<b>20S</b>	20 Amp GFI Recept. w/Std. Brkr.	<b>20S</b>	20 Amp GFI Recept. w/Std. Brkr.	<b>B</b>	Blue
		<b>30S</b>	30A (125V) Recept. w/Std. Brkr.	<b>30S</b>	30A (125V) Recept. w/Std. Brkr.	<b>GR</b>	Green
		<b>30E</b>	30A (125V) Recept. w/30mA EPD Brkr.	<b>30E</b>	30A (125V) Recept. w/30mA EPD Brkr.	<b>T</b>	Tan
		<b>50S</b>	50A (125V) Recept. w/Std. Brkr.	<b>50S</b>	50A (125V) Recept. w/Std. Brkr.	<b>GY</b>	Gray
		<b>50E</b>	50A (125V) Recept. w/30mA EPD Brkr. (Uses 2-Pole 50A EPD Brkr./1-Pole 50A EPD Brkr. Unavail.)	<b>50E</b>	50A (125V) Recept. w/30mA EPD Brkr. (Uses 2-Pole 50A EPD Brkr./1-Pole 50A EPD Brkr. Unavail.)	<b>Y</b>	Yellow
		<b>50S2</b>	50A (125/250V) Recept. w/Std. Brkr.	<b>50S2</b>	50A (125/250V) Recept. w/Std. Brkr.	<b>5</b> LED Light Color	
		<b>50E2</b>	50A (125/250V) Recept. w/30mA EPD Brkr.	<b>50E2</b>	50A (125/250V) Recept. w/30mA EPD Brkr.	<b>W</b>	Clear White
		<b>CO</b>	Cable Only Recept. Cvr. - 1 Conn. (Only Avail. in White)	<b>CO</b>	Cable Only Recept. Cvr. - 1 Conn. (Only Avail. in White)	<b>A</b>	Amber
		<b>C5</b>	CAT5 Internet Conn.	<b>C5</b>	CAT5 Internet Conn.		

6	STAND	8	KILOWATT HOUR METERS Meter Location 1	10	SPARE BREAKER OPTION 1**	11	SPARE BREAKER OPTION 2**
<b>ST0</b>	No Stand	<b>M0</b>	No Meter	<b>B0</b>	No Breaker	<b>B0</b>	No Breaker
<b>ST1</b>	4 x 4 Stand - 2 Hangers	<b>SE1</b>	Single Element Meter - QTY 1	<b>B1</b>	20A 1-Pole Std. Breaker	<b>B1</b>	20A 1-Pole Std. Breaker
		<b>DE1</b>	Dual Element Meter - QTY 1	<b>B1GFI</b>	20A 1-Pole GFI Breaker	<b>B1GFI</b>	20A 1-Pole GFI Breaker
		<b>SE2</b>	Single Element Meter - QTY 2	<b>B2</b>	20A 2-Pole Std. Breaker	<b>B2</b>	20A 2-Pole Std. Breaker
		<b>DE2</b>	Dual Element Meter - QTY 2	<b>B2GFI</b>	20A 2-Pole GFI Breaker	<b>B2GFI</b>	20A 2-Pole GFI Breaker
				<b>B3</b>	30A 1-Pole Std. Breaker	<b>B3</b>	30A 1-Pole Std. Breaker
				<b>B32</b>	30A 2-Pole Std. Breaker	<b>B32</b>	30A 2-Pole Std. Breaker
				<b>B32GFI</b>	30A 2-Pole GFI Breaker	<b>B32GFI</b>	30A 2-Pole GFI Breaker
				<b>B5</b>	50A 1-Pole Std. Breaker	<b>B5</b>	50A 1-Pole Std. Breaker
				<b>B52</b>	50A 2-Pole Std. Breaker	<b>B52</b>	50A 2-Pole Std. Breaker
				<b>B52GFI</b>	50A 2-Pole GFI Breaker	<b>B52GFI</b>	50A 2-Pole GFI Breaker

**NOTES:** \*Water Hookup Types can only be selected if Stand (ST1) is selected.  
If No Stand (ST0) is selected, Water Hookup Type should default to "W0" No Water.  
\*\* Spare breaker location will vary.



For questions, please contact your local Leviton sales rep, or [email industrial@leviton.com](mailto:email industrial@leviton.com)

# Lighting Fixtures and Lampholders

# K

LED Lighting Fixtures .....	K-2
Adjustable & Baffle Slim Downlights .....	K-2
Lampholders .....	K-4
Fluorescent .....	K-4
Incandescent .....	K-10
HID .....	K-18
LED .....	K-19
CFL .....	K-19



## Adjustable & Baffle Slim Downlights

### With Selectable CCT

Leviton's Slim Downlights, with Selectable CCT (Correlated Color Temperature), offer the performance, ease of use and flexibility valued for today's residential and light commercial applications. Users can change the color temperature of the light between 5 different values ranging from 2700K to 5000K with a simple switch. The regressed baffle and edge-lit lens combine to create a more refined ceiling appearance and enhanced visual comfort. The adjustable downlights are fully adjustable for up to 80° of tilt and 350° of rotation. Pair these downlights with the many Leviton compatible dimmer control options to adjust for the desired light level. A total lighting solution that will provide years of quality illumination and reliable performance.

#### DBR40-S1W

Slim design requires only a 2-inch plenum and eliminates the need for a recessed housing.



#### Features and Benefits

- Direct mount downlighting solution; no existing housing or junction box required
- 4-inch Square Aperture delivers 850 Lumens at 12W
- 4-inch Round Aperture delivers 900 Lumens at 12W
- 6-inch Square Aperture delivers 1100 lumens at 15W
- 6-inch Round Aperture delivers 1200 lumens at 15W
- 8-inch Round Aperture delivers 1400 lumens at 18W
- Adjustable downlights offer up to 80° of tilt and 350° of rotation
- Regressed Lens with Baffle for less glare and improved visual comfort
- Field selectable Color Temperature (2700K to 5000K)
- Light Engine consists of 90+ CRI LEDs with color accuracy within 4 SDCM
- 50,000 Hours @ 70% Lumen Maintenance
- IC-rated Die Cast Aluminum Housing
- Diffuse Polycarbonate Lens with edge-lit Optical System
- Closed-cell Gasket included for use in Wet Location and Airtight installations
- 120VAC Forward- and Reverse-Phase Dimming

#### Selectable Color Temperature (CCT)

- Select from 2700K, 3000K, 3500K, 4000K and 5000K
- Light engine consists of 90+ CRI LEDs with color accuracy within 4 SDCM
- 50,000 Hours @ 70% Lumen Maintenance

*Continued on next page*

Continued from previous page

### Adjustable & Baffle Slim Downlights

With Selectable CCT	
Description	Cat. No.
4-Inch Round Aperture Baffle Slim Downlight	DBR40-S1W
6-Inch Round Aperture Baffle Slim Downlight	DBR60-S1W
8-Inch Round Aperture Baffle Slim Downlight	DBR80-S1W
4-Inch Square Aperture Baffle Slim Downlight	DBS40-S1W
6-Inch Square Aperture Baffle Slim Downlight	DBS60-S1W
4-inch Round Aperture Adjustable Slim Downlight	DAR40-SW1
6-inch Round Aperture Adjustable Slim Downlight	DAR60-SW1
Universal Fit New Construction Mounting Plate for 4-, 6- and 8-Inch Round DBR Series Downlights	DBRUX-H00



DBR40-S1W



DBS40-S1W



DAR40-S1W

Compatible Leviton Dimmers		
Description	Section Reference	Cat. No.
SureSlide	<b>See section L for Lighting &amp; Fan Speed Controls</b>	6674
Decora® Smart Wi-Fi	<b>See section O for Smart Home Controls</b>	D26HD, D2MSD, DN6HD, DWVAA
Decora® Digital	<b>See section L for Lighting &amp; Fan Speed Controls</b>	DDL06-1L, DDM06, DDL06-BL, DDMX1
Decora® Slide		DSE06, DSM10, DSL06
IllumaTech		IPE04, IPL06
Toggle Slide		TSL06, TSM10
Trimatron Rotary		RDL06, RNL06

## Lampholders

### Fluorescent

#### Medium, High Output and Slimline Linear Fluorescent Lampholders

##### Features and Benefits

- Copper alloy contacts
- Quickwire terminals accept #18 AWG twisted and tinned, solder-dipped or solid leads
- Lampholders are white
- All NOM-ANCE certified except where indicated by °

#### Recessed Double Contact, Pedestal Type Lampholders

##### For High Output Lamps — Silver Plated Contacts, 20 Gage Panels

Description	Rating	Cat. No. Plunger	Cat. No. Fixed
Screw Mount, Push-in wiring <b>Non-Shunted</b>	660W 600V	13464* —	13465* —
Slide-on, Shallow Base, Quickwire Terminals <b>Non-Shunted</b>		13550* —	13551* —
Slide-on, Shallow Base for Power Groove and Jacketed Lamps, Quickwire Terminals <b>Non-Shunted</b>		13556* —	13557* —



13550



2536



2537

##### For Medium Bi-Pin Lamps — Silver Plated Contacts, 20 Gage Panels

Description	Rating	Cat. No. Plunger	Cat. No. Fixed
Slide-on, Shallow Base Quickwire Terminals, G-13 Base <b>Non-Shunted</b>	660W 600V	13570* —	13571* —

##### For Slimline, Single Pin Lamps

Description	Rating	Cat. No. Plunger	Cat. No. Fixed
Shallow Base, Slide-On or Lock-On Mounting, Quickwire Terminals	660W 1000V	2536*	—
	660W 600V	—	2537*

\* Suitable for outdoor applications when properly enclosed.  
NOM-ANCE Certified except where indicated by °

Continued on next page

##### For Medium, Single Pin Lamps

Description	Rating	Cat. No. Fixed
Pedestal type, Straight-in Wiring through Wireways or Screw Terminals	660W 600V	390-1W°

\*Suitable for outdoor applications when properly enclosed.  
NOM-ANCE Certified except where indicated by °



390-1W



## Medium Bi-Pin Linear Fluorescent Lampholders

### Features and Benefits

- All NOM-ANCE certified except where indicated by °

#### Surface Mount

- Quickwire terminals accept either #18 AWG (stranded, twisted or tinned), #18 AWG solid or #16 AWG solid
- Internal shunt versions stamped "S" on back for easy identification

#### Snap-In

- Versatile snap-in mounting reduces fixture assembly time

### Surface Mount with Leads\*

#### For Medium and Miniature, Bi-Pin Lamps

Description	Rating	Color	Cat. No. Fixed
Miniature Bi-Pin for T5 Lamp, 6" leads	75W 250V	White	420-W°

\*Leads are #18 AWG, 105°C plastic insulated wire  
NOM-ANCE Certified except where indicated by °

*Continued on next page*



420-W

Continued from previous page

### Medium Bi-Pin Linear Fluorescent Lampholders

#### Snap-In with Quickwire

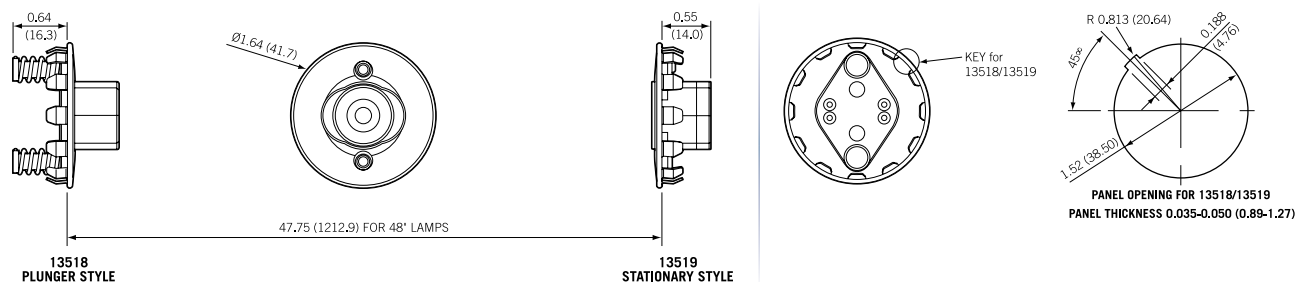
For Slimline, Medium Bi-Pin and High Output Lamps			
Description	Rating	Cat. No. Plunger	Cat. No. Fixed
Slimline	660W 1000V	516°	—
	660W 600V	—	517°
Medium Bi-Pin, Stainless Steel	660W 600V	13518	—
Coverplate & Clip	660W 600V	—	13519
Medium Bi-Pin, Same as above, with Internal Shunt for use with Electronic Ballasts	660W 600V	23518	—
High Output 800mA and 1500mA	660W 600V	523°	—
	660W 600V	—	524°

NOM-ANCE Certified except where indicated by °



13518

#### Dimensions for Surface Mounts



### Medium Bi-Pin Linear Fluorescent and LED T8 Lampholders

#### Features and Benefits

- Four-position lamp-lock socket rotates 90° forward and back, for quick relamping
- Lamp-lock models have slim, low profile silhouette that fits 22- to 25- gauge panels
- Chemical-resistant plastic bodies
- All NOM-ANCE certified
- LED Retro-fit compatible non-shunted lampholders with UL Certified Type B Tubular LED lamps, provided that the user adheres to the LED lamp manufacturers compatibility specifications, installation instructions, replacement requirements, warning and cautions contained with the bulb manufacturer's literature, where indicated by .

#### Turn-Type — Thermoset Body

Description	Rating	Cat. No.
Low Profile, Slide-On, with Captive Nut	660W 600V	13353-N
Tall Profile, Slide-On, with Captive Nut	660W 600V	13357-N
Tall Profile without Side Grooves, Slide-On, with Captive Nut	660W 600V	13359-N
Low Profile Disconnect, Slide-On	660W 600V	13351-D
Tall Profile Disconnect, Slide-On	660W 600V	13354-D
Low-Profile, Shunted, Slide-On	660W 600V	23351
Low-Profile, Slide-On	660W 600V	13351



13357-N

Continued on next page

Continued from previous page

Straight-In — Thermoset Body		
Description	Rating	Cat. No.
Low Profile, Slide-On	660W 600V	13150-UR5
Self-Locking, Slide-In, with Captive Nut. For use with T-8 Lamps		13451-N
Snap-In/Slide-On Design and Lamp-Lock — Thermoplastic Body (HT 130° Max)		
Description	Rating	Cat. No.
Snap-In or Slide-On Mounting Featuring Lamp-Lock, with Panel Locator Post. For T-8 Lamps	660W 600V	13653-WP
Same as Above, Less Locator Post		13653-NP
Same as 13653-WP, Except with Internal Shunt Connection for Electronic Ballasts		23653-WP
Snap-In or Slide-On Mounting Featuring Lamp-Lock, Optional Panel Locator Post. For Energy-Efficient T-8 Lamps Only		13652-WP
Same as 13652, Except with Internal Shunt Connection for Electronic Ballasts		23652-WP
Same as Above, Less Locator Post		13652-WNP
Snap-In or Slide-On Mounting Featuring Lamp-Lock, for T-8 Lamps. Wide-Wing Design		13653-WWP
Same as Above, Less Locator Post		13653-WNP
Same as 13653-WWP, Except with Internal Shunt Connection for Electronic Ballasts		23653-WWP



13451-N



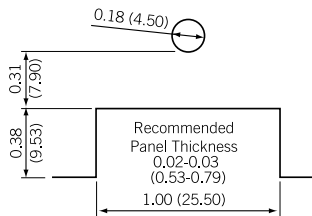
13653-WP

K

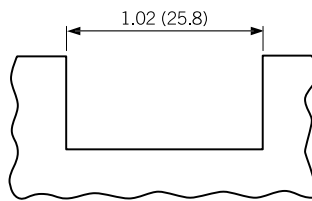
Lighting Fixtures and Lampholders

## Dimensions for Linear Fluorescent Medium Bi-Pin Lampholders

Recommended Panel Opening for all -WP, -NP Medium Bi-Pin Snap-In/Slide-On Lampholders

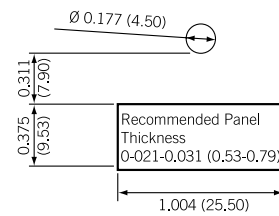


Recommended Panel Opening for Medium Bi-Pin Turn-Type Lampholders



This is only a recommendation — lampholder will function over a wider range

Recommended Panel Opening for all -WWP, -WNP Wide-Wing Models



### Medium and Miniature Bi-Pin Linear Fluorescent and LED Lampholders

#### Features and Benefits

##### Lamp-Lock

- Four-position lamp-lock socket rotates 90° forward and back, for quick relamping
- Lamp-lock models have slim, low profile silhouette that fits 22- to 25- gauge panels
- Chemical-resistant white thermoplastic body
- HT 130° max temperature
- All NOM-ANCE certified except where indicated by °
- LED Retro-fit compatible non-shunted lampholders with UL Certified Type B Tubular LED lamps, provided that the user adheres to the LED lamp manufacturers compatibility specifications, installation instructions, replacement requirements, warning and cautions contained with the bulb manufacturer's literature, where indicated by Ⓛ

#### For Medium Bi-Pin Lamps — Slide-On Design and Lamp-Lock Ⓛ Ⓢ ⓘ

Description	Rating	Cat. No.
Low Profile 0.64 (16.3mm) Lamp Center Snap-In or Slide-On Mounting Featuring Lamp Lock for T-8 Lamps Only	660W 600V	13662 Ⓛ
Same as 13662, Except with Internal Shunt Connection for Electronic Ballasts	660W 600V	23662°
Medium Profile 0.91 (23.0) Lamp Center Snap-In or Slide-On Mounting Featuring Lamp Lock for T-8 and T-12 Lamps	660W 600V	13661 Ⓛ
Same as 13661, Except with Internal Shunt Connection for Electronic Ballasts	660W 600V	23661
Tall Profile 1.18 (30.0) Lamp Center Snap-In or Slide-On Mounting Featuring Lamp Lock for T-8 and T-12 Lamps	660W 600V	13660 Ⓛ
Same as 13660, Except with Internal Shunt Connection for Electronic Ballasts	660W 600V	23660

NOM-ANCE Certified except where indicated by °



13661



23662

#### T-8 Fluorescent Lampholder — Provides Straight-In Lamping Ⓛ Ⓢ ⓘ

Description	Rating	Cat. No.
Straight-In Medium Bi-Pin Fluorescent Lampholder for T-8 lamps with a G13 base. Internal Shunt connection for instant-start ballasts	600W 600V, Thermoplastic body, PBT material rated 130°C, 94V-0	23280



23280

#### For T-5 Bi-Pin Lamps — Snap-In/Slide-On Design and Lamp-Lock Ⓛ Ⓢ ⓘ

Description	Rating	Cat. No.
Low Profile 0.62 (15.7) Lamp Center Snap-In or Slide-On Mounting Featuring Lamp-Lock, with Panel Locator Post for T-5 Lamps	120W 600V	13654-SWP
Same as Above, Less Locator Post	120W 600V	13654-SNP
Tall Profile 0.98 (24.9) Lamp Center, Snap-In or Slide-On Mounting Featuring Lamp-Lock, with Panel Locator Post for T-5 Lamps	120W 600V	13654-TWP
Same as Above, Less Locator Post	120W 600V	13654-TNP
Low Profile 0.62 (15.7) Lamp Center Snap-In or Slide-On Mounting Featuring Lamp-Lock, with Panel Locator Post for T-5 Lamps Internal Shunt Connection for Electronic Ballasts	120W 600V	23654-SWP
Same as Above, Less Locator Post	120W 600V	23654-SNP
Tall Profile 0.98 (24.9) Lamp Center Snap-In or Slide-On Mounting Featuring Lamp-Lock, with Panel Locator Post for T-5 Lamps Internal Shunt Connection for Electronic Ballasts	120W 600V	23654-TWP
Same as above, Less Locator Post	120W 600V	23654-TNP



13654-SNP



23654-TNP

### Miniature Bi-Pin Linear Fluorescent Lampholders

#### Features and Benefits

##### T-8 to T-5 Adapter

- Cost-effective solution to incorporate miniature bi-pin T-5 lamps into existing T-8 fixtures
- All NOM-ANCE certified

#### T-8 to T-5 Adapter (HT 130° Max)

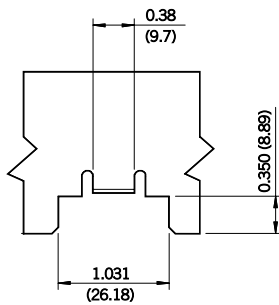
Description	Rating	Cat. No.
Long T-8 to T-5 Adapter, converts existing T-8 fixtures to accept energy-efficient T-5 lamps; with Lamp Lock. Specify lamp length for proper ordering	120W 600V	13654-EXL
Short T-8 to T-5 Adapter, converts existing T-8 fixtures to accept energy-efficient T-5 lamps; with Lamp-Lock. Specify lamp length for proper ordering	120W 600V	13654-EXS



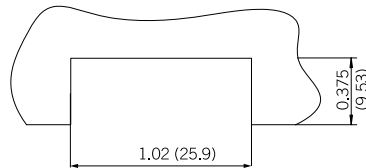
13654-EXL

#### Dimensions for Medium and Miniature Bi-Pin Lamps

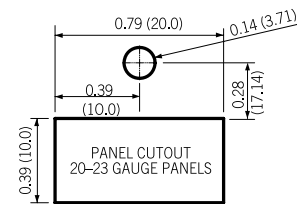
Recommended Panel Opening for Medium Bi-Pin Slide-On Lampholders



Recommended Panel Opening for T-8 to T-5 Adapter



Recommended Panel Opening for Miniature Bi-Pin Snap-In/Slide-On Lampholders



## Incandescent

### Medium Base Incandescent/LED Outlet Box Lampholders

#### Features and Benefits

- Twist-lock mounting
- Pull chain models have bell at end of chain on 3 foot cord
- Medium base

#### White Urea One-Piece Keyless Top Wired

Description/Terminals	Outer Diameter	Fits Box Size	Rating	Cat. No.
2 Terminal Screws	4 1/2"	3 1/4" or 4"	600W 600V	8829-CW1
6" Pigtail Leads	4 1/2"	3 1/4" or 4"	600W 600V	8829-CW2
4 Terminal Screws	4 1/2"	3 1/4" or 4"	600W 600V	8829-CW4



8829-CW2

#### White Urea One-Piece Pull Chain Top Wired

Description/Terminals	Outer Diameter	Fits Box Size	Rating	Cat. No.
2 Terminal Screws	4 1/2"	3 1/4" or 4"	600W 600V	8827-CW1
6" Pigtail Leads	4 1/2"	3 1/4" or 4"	600W 600V	8827-CW2
2 Terminal Screws with Captive Clamps	4 1/2"	3 1/4" or 4"	600W 600V	8827-CW4



8827-CW2

#### Porcelain One-Piece Keyless Top Wired

Description/Terminals	Outer Diameter	Fits Box Size	Rating	Cat. No.
2 Screws*	3 3/4"	3 1/4"	600W 600V	9874
4 Screws with Cage Lip	4 1/2"	3 1/4" or 4"	600W 250V	49875
4 Quickwire Push-In*	4 1/2"	3 1/4" or 4"	600W 600V	9883



49875

#### Porcelain One-Piece Pull Chain Top Wired

Description/Terminals	Outer Diameter	Fits Box Size	Rating	Cat. No.
2 Screws	4 1/2"	3 1/4" or 4"	600W 600V	29816-C
6" Pigtail Leads	4 1/2"	3 1/4" or 4"	600W 600V	29816-C2
2 Screws w/Captive Clamps for 4-Wire Terminals	4 1/2"	3 1/4" or 4"	600W 600V	49816-C



29816-C

#### Porcelain One-Piece Pull Chain Side Wired



Description/Terminals	Outer Diameter	Fits Box Size	Rating	Cat. No.
2 Screws*	4 1/2"	3 1/4" or 4"	Lampholder 660W-125V Outlet 15A 125V	9716-C



9716-C

#### Porcelain One-Piece Pull Chain Top Wired



Description/Terminals	Outer Diameter	Fits Box Size	Rating	Cat. No.
2 Screws*	4 1/2"	3 1/4" or 4"	Lampholder 660W-125V Outlet 15A 125V	9726-C



CSA certified except where indicated by\*

### Ball and Chain Accessories

Ball and Chain			Ball and Chain Accessories		
Description/Terminals	Color	Cat. No.	Description/Terminals	Color	Cat. No.
Chain, 3 feet long, End Bell and Connector	Brass Finish	6-B	Insulating Link; Thermoplastic	White	9839
Use as extension or replacement; ½5" Dia. Balls	Nickel Finish	6-N	1¾" Total Length		



6




9839

### Metal Shell Incandescent/LED Lampholders

Features and Benefits	
<ul style="list-style-type: none"> <li>Phenolic interior with aluminum screwshell</li> <li>2-Circuit lampholders operate dual-filament lamps in sequence of Low-Medium-High-Off</li> </ul>	<ul style="list-style-type: none"> <li>Cat. No. 7070 (2-Circuit, 3-Terminal) is wired in series with keyless lampholder</li> <li>All NOM-ANCE certified except where indicated by °</li> </ul>

#### Interiors

#### Metal Shell Lampholders

Medium Base, Phenolic Body, Aluminum Screw Shell 		Medium Base, Choice of Finishes* U S		
Description	Cat. No.*	Description	Rating	Cat. No.*
For 19980 Lampholders	19980-M°	Removable Turn Knob — Electrolier; Single Circuit; ½ IPS Tapped Bushing w/Set Screw	250W 250V	10083-16
For 10083-16 Lampholders	10083-M°	Removable Turn Knob — Electrolier; 2-Circuit; 3 Terminal; ½ IPS Tapped Bushing less Set Screw		7070
For 7070 Lampholders	7070-M°	Removable Turn Knob — Electrolier; 2-Circuit; ½ IPS Tapped Bushing	660W 250V	7090
For 7090 Lampholders	7090-M°	Pull Chain — Electrolier; Single Circuit; ½ IPS Tapped Bushing w/Set Screws		19980
For 6098 Lampholders	7080-M°	Push Through — Electrolier; Single Circuit; ½ IPS Tapped Bushing w/Set Screw		7080

NOM-ANCE Certified except where indicated by °

\*Finish: A suffix must be added to each basic catalog number to indicate the finish desired. For Polished Gilt/Brass finish, add **-PG**; for Polished Aluminum, add **-NI** (finishes on aluminum); for bright dip/Brass, add **-BR** (finish on brass).  
Consult Leviton representative for availability of finishes



7090






7080



95110

### Brown Phenolic Cap and Shell Lampholders and Interiors

Two-Piece, Medium Base Electrolier   			
Description	Rating	Lampholder Cat. No.	Interior Cat. No.*
Push-Through; ½ IPS Threaded Cap w/Set Screw	660W 250V	95110	7080-M*
Keyless; ½ IPS Threaded Cap w/Set Screw		95080	—
Incandescent lampholder, pull cord electrolier, 1/8 ips threaded bushing, 6 1/4" brass chain		95065	—

\*UL Recognized component

### Medium, Mogul and Candelabra Base Incandescent/LED Lampholders

#### Features and Benefits

- Medium-to-medium extenders available in phenolic and porcelain
- All NOM-ANCE certified except where indicated by °

#### Socket Extensions — Single Circuit

##### Medium-Medium

Description	Rating	Cat. No.
1-Piece Porcelain; Slotted Mounting Hole, 4-36 Thread 1 5/8" Dia. Extension 1 1/4"	660W 250V	2005
1-Piece Phenolic. Extension 1 3/16"	660W 250V	2006*

\*To be used with phenolic sockets only

##### Mogul-Mogul

Description	Rating	Cat. No.
1-Piece Porcelain. Extension 2 3/8"	1500W 600V	8647

#### Socket Adapter

##### Mogul-To-Medium Porcelain

Description	Rating	Cat. No.
1-piece. Meets Fed. Spec. W-L-142a	660W 250V	8681°
Same as above, except 4 KV Pulse-Rated		8681-400°
Medium Base, 1-Piece, Candle Socket, Incandescent, Fiber Disc Lampholder, Single Circuit, Back Wired, Brown	—	8684

NOM-ANCE Certified except where indicated by °

Continued on next page



2005



8647



8681



Continued from previous page

## Porcelain Lampholders

Pony Cleat Type					
Description	Outer Diameter	Overall Height	Center-to-Center Spacing of Mounting Holes	Rating	Cat. No.
Candelabra Base; Plastic. Not UL Listed	1 7/16"	7/8"	1 1/8"	75W 125V	10028*
Medium Base, Phenolic	1 7/8"	1 1/2"	1 15/16"	660W 250V	9063°
Medium Base, Porcelain	1 7/8"	1 1/2"	1 15/16"	660W 250V	19062



10028

Surface Type					
Description	Outer Diameter	Overall Height	Center-to-Center Spacing of Mounting Holes	Rating	Cat. No.
Medium Base; Porcelain; Low 2-Piece	2 5/16"	1 1/2"	1 3/8"	660W 250V	9880



9880

CSA Certified except where indicated by \* and NOM-ANCE Certified except where indicated by °

## Medium Base Incandescent/LED Lampholders

### Features and Benefits

- Suitable for a wide variety of fixtures, signs and displays
- Unglazed base and ring on two-piece lampholders
- Gasket supplied with two-piece ring type rated at 90°C dry maximum
- All NOM-ANCE certified

## Porcelain Snap-In Lampholders

Medium Base Screw Terminals					
Description	Outer Diameter	Overall Height	Rating	Cat. No.	
1-Piece, Front Mounted 1/4" Shoulder Panel Thickness: .025 -.062"	1 11/16"	1 1/2"	660W 250V	8880	
1-Piece, Front Mounted Shallow Back Panel Thickness: .030 -.062"	1 11/16"	1 11/16"	660W 250V	8875	
Incandescent lampholder, porcelain, medium base, snap-in, white.	—	—	660W-600V	8885	

8880

Continued on next page

Continued from previous page

### Porcelain Keyless Lampholders — Commercial Units

#### Medium Base Single Circuit Screw Terminals

Description	Outer Diameter	Overall Height	Rating	Cat. No.
Straight Body with Cap. Screw Terminals	1 1/2"	2 1/16"	660W 250V	10045
Beaded Body for 1 1/2" Clamp Style Shadeholder with Cap Screw Terminals	Body 1 1/2" Bead 1 5/8" diameter	2 1/8"	660W 250V	10065
Straight Body with Leads. #18 AWG 105°C Plastic; 9" Long, Stripped 3/4" with Two 5/32 Mounting Screws.	1 1/2"	1 11/16"	660W 250V	10085



10085



3152-8

### Porcelain Keyless Fixtures — Single Circuit

#### Medium Base Screw Terminals


Description	Outer Diameter	Overall Height	Rating	Cat. No.
1-Piece, Front Mounted for Fixture Sign Use. Tapped 8-32 Bushings, Mounting Centers 1 13/16" Mounting Hole 1 3/8" diameter	1 5/8"	1 7/16"	660W 600V	9885
2-Piece, Ring Type Mounting Hole 1 7/16" diameter	1 3/4"	1 3/8"	660W 250V	9350
Fixture Pan Lampholder with 1/8" IPS Hickey	1 3/8"	1 1/2"	660W 250V	3152-8



8101

#### Leads

Description	Outer Diameter	Overall Height	Rating	Cat. No.
2-Piece Ring Type with Leads: #18 AWG, 105°C Plastic; 9" Long, Stripped 3/4"	1 3/4"	1 1/2"	660W 250V	8101
Removable Bracket with Leads	1 3/8"	1 7/16"	660W 250V	8052-1



8052-1

## Medium Base, Metal and Quartz Halogen Incandescent Lampholders

### Features and Benefits

- Cat. No. 3352 lampholder bodies have wireways
- Side-mounted lampholders are white glazed porcelain with copper alloy screwshell
- Recessed single-contact lampholders have porcelain body with nickel-plated steel housing
- Cat. No. 570 twists in and is fully dimmable
- All NOM-ANCE certified except where indicated by °

### Phenolic Keyless Fixture

#### Medium Base Screw Terminals

Description	Rating	Cat. No.
Permanent Bracket. Terminal Screws Backed Out and Staked	660W 250V	3352-1
Same as 3352-1, with Shorter Bracket	660W 250V	3352-F
Removable Hickey. Terminal Screws Backed Out and Staked	660W 250V	3352-8



3352-1

### Porcelain Keyless, Side-Mounted

#### Medium Base Screw Terminals

Description	Rating	Cat. No.
Single Lampholder w/Side Outlet Bushing — 1/8 IPS	660W 250V	10091°
Twin Lampholder w/Bushed Flange — 1/8 IPS	660W 250V	4010
Twin Lampholder w/Single Outlet Bushing — 1/8 IPS	660W 250V	4005

NOM-ANCE Certified except where indicated by °.  
All bushings are tapped and have set screw



4005

### Candle Sockets, Bottom Turn Knob

#### Lampholders for Recessed Single Contact Lamps

Description	Rating	Cat. No.
Front Flange Mount. Standard Leads are #18 AWG, Type SEW-2, 200°C, 18" Long, Stripped 3/4"	3000W 600V	554°
Rear Flange Mount. Same Leads and Specs as Cat. No. 554*	3000W 600V	555°

NOM-ANCE Certified except where indicated by °

Continued on next page



554

Continued from previous page

## Medium Base, Metal and Quartz Halogen Incandescent Lampholders

### Candle Sockets, Bottom Turn Knob

Lampholders for Metal Halide and Quartz Halogen Lamps		
Description	Rating	Cat. No.
Twist-In Single-Ended Quartz Halogen for Lamps with a GU10 Base. Rated up to 150W. Fully dimmable; standard leads (2) are white, #20 AWG Teflon® wire, rated 250°C 600V, 6" long, stripped ½"	660W 600V	570*
Multi-base Miniature Bi-pin Quartz Lampholder. Accepts types G4, G6.35, GY6.35, GX5.3 (MR16) and GZ4 (MR11) single-ended miniature bi-pin quartz lamps. Ceramic body. Nickel contacts, Two #18 AWG Teflon® 250°C leads, 12" long, stripped ½"	250V Max Voltage 12A Max Amperage 750W Max Wattage	80054-500
Same as above with lamp retention clip for GU5.3 Lamps		80054-5CL

CSA Certified except where indicated by \* and NOM-ANCE Certified except where indicated by °



570



80054-500

## Candle and Medium Base Incandescent/LED Lampholders

### Features and Benefits

- Candle sockets for single-light applications
- Fiber disc body for use with standard candle tubes
- All NOM-ANCE certified except where indicated by °

### Candle Sockets, Bottom Turn Knob

Medium Base Screw Terminals		
Description	Rating	Cat. No.
1-Piece Phenolic Body; 2 Leg Bracket; Single Light; Knurl Nut and Lock Nut	660W 250V	4155



4155

### Candle Sockets, Keyless

Candelabra Base, Keyless		
Description	Rating	Cat. No.
Screw Terminals; Solid Hickey. Overall Height: 2 3/32"	75W 125V	10025
Screw Terminals; Solid Hickey. Overall Height: 1 3/4"	75W 125V	10027
Screw Terminals; Adjustable Hickey: 3 1/2-4 5/8"	75W 125V	10026

7/8" candle tube. All Hickeys tapped 1/8" IPS

Continued on next page



10025

Continued from previous page

## Candelabra and Medium Base Incandescent/LED Lampholders

### Features and Benefits

- Candelabra socket has white unglazed porcelain body with aluminum screw shell
- Choice of pin-type or pigtail type for temporary lighting applications
- Two-piece pin type automatically pierces wire leads
- All NOM-ANCE certified except where indicated by °

### Keyless Heavy Duty Phenolic Single Circuit Lampholders

#### Two-Piece Pin Type

Description	Rating	Cat. No.
Medium Base, Detachable Zinc-Plated Wire Hook. Accepts #14 - #12 Stranded Insulated Wire	660W 250V	167*

Note: Linings assembled.  
\*For temporary lighting — not waterproof

#### Pigtail Type Medium Base with Leads

Description	Rating	Cat. No.
Vinyl, Phenolic Interior and Screw Shell, Brass Shell Contact. Leads are #14 AWG, 6" Long, Stripped 3/4", Molded into Boots	660W 250V	55*°
Phenolic with Brass Screw Shell. Leads Soldered and Hot Waxed in Deep Well are #14 AWG 6" Long	660W 250V	157*°
Same as 157 above, with Left-Hand Screw Shell	660W 250V	157-X*°
Rubber, Aluminum Screwshell. Leads are #16 AWG, 6" Long, Soldered to Terminals and Sealed in Rubber Boot	660W 250V	124-D**

\*For temporary lighting — not waterproof.  
All devices are UL Listed except Cat. No. 124-D.  
CSA Certified except where indicated by \*\* and NOM-ANCE Certified except where indicated by °



167



55

## High Intensity Discharge Mogul Base Incandescent/LED Lampholders

### Features and Benefits

- Moguls listed have white glazed porcelain bodies except for 8750 (yellow) and 8746 (gray glazed with ceramic arc shield)
- Copper alloy nickel-plated screw shell
- All NOM-ANCE certified except where indicated by °

### Porcelain Mogul Base Lampholders

#### With Leads

Description	Outer Diameter	Overall Height	Rating	Cat. No.
Keyless, Single Circuit. For high pressure sodium lamps up to 1000 watts. 8-32 mounting screws on 1 <sup>3</sup> / <sub>8</sub> " centers	2 1/8"	3 1/32"	1500W 600V 5KV Pulse rated	8746°
Keyless, Single Circuit. Position-oriented. For Super Metalarc HID lamps. 8-32 mounting screws on 13/8" centers	2 5/32"	2 39/64"	1500W 600V 4KV Pulse rated	8750°
Keyless, Single Circuit. For high-pressure sodium lamps up to 400 watts. 8-32 mounting screws on 1 <sup>3</sup> / <sub>8</sub> " centers	2 5/32"	2 39/64"	1500W 600V 4KV Pulse rated	8756°

Leads types, lengths and ratings vary with the end use applications.  
Standard leads as well as variations available on inquiry.  
CSA Certified except where indicated by \* and NOM-ANCE Certified except where indicated by °

#### Screw Terminals

Description	Outer Diameter	Overall Height	Rating	Cat. No.
Keyless, Single Circuit with 8-32 Lock Nuts on 1 <sup>3</sup> / <sub>8</sub> " Centers. Die-cast caps available upon request	2 5/32"	2 39/64"	1500W 600V	8694

CSA Certified except where indicated by\*



8746



8750



8694



#### Related Products

Leviton offers a wide selection of occupancy and vacancy sensors for residential and commercial applications.  
**See pages M-2 to M-29 in the Energy Management section for more information.**

## Light Emitting Diode (LED)

### LED Ceiling Lampholders

#### Features and Benefits

- Built of tough thermoplastic
- Pigtail leads provide easy installation
- Four mounting holes on housing to position for maximum coverage
- Meets NFPA® 70, NEC® Section 410.16, C (1) requirements
- 9850, 9852 and 9866 suitable for indoor use - closets, basements, storage areas, utility rooms and attics
- 9850, 9852, 9855 and 9866 are Energy Star Certified
- 9850 and 9852 backed by a 3-year warranty, 9866 backed by 5-year warranty
- 9866 is damp rated and can be used outdoors — covered porch or balcony, other covered outdoor areas with no direct exposure to moisture

#### Keyless LED Ceiling Lampholder

Description	Rating	Cat. No.
Lampholder with 10W Lamp and Lamp Guard, 900 lumens, 3000k	10W-120VAC, 60Hz	9850-LED

#### Pull-Chain LED Ceiling Lampholder

Description	Rating	Cat. No.
Pull-Chain Lampholder with 10W Lamp and Lamp Guard, 900 lumens, 3000k	10W-120VAC, 60Hz	9852-LED

#### Compact LED Replacement Bulb

Description	Rating	Cat. No.
For Use With 9852-LED Ceiling Pull-Chain Lampholder and 9850-LED Ceiling Keyless Lampholder	10W-120VAC, 60Hz	9855-LED

#### LED Downlight with Motion Sensing, no recessed ceiling or J-box required

Description	Rating	Cat. No.
8" LED Downlight With Occupancy Sensor, 360° Field of View, 1440 Lumens, 3k, 4k, 5k selectable color temperatures	18W, 120VAC	9866-B0W



9850-LED



9866-B0W

## Compact Fluorescent (CFL)

### Long Twin Tube with 2G11 Base — Compact Fluorescent Lampholders

#### Features and Benefits

- Two wiring ports per contact speed harness wiring
- HT 200°C max temperature
- All NOM-ANCE certified

#### 4-Pin Long Twin-Tube with 2G11 Base — Slide-In Mounting

Description	Rating	Cat. No.
Slide-In for 18-20 Ga. Panels, Quickwire Terminals	660W 600V	13452

**Note:** Leviton strongly recommends using lamp support clips for 2G11 lamps. See page **K-20** for support clips

Continued on next page



13452

Continued from previous page

## Lamp Support Clips for Long Twin Tube 2G11 Base Fluorescent Lampholders

### Features and Benefits

- Choice of quality lamp support clips in a variety of configurations for long twin tube lamps with 2G11 base
- UV stable clear polycarbonate clips for vertical or horizontal mounting
- Stainless steel clips with UV stable clear polycarbonate base for horizontal mounting only; short or tall versions
- Plastic clips for slide-on or screw-mount

### Plastic and Stainless Steel Lamp Support Clips

Description	Cat. No.
Plastic Lamp Support Clip, Slide-On	23452-A*
Plastic Lamp Support Clip, Screw Mount	23452-B*
Horizontal Snap-In Lamp Support Clip for 13454 and 13455 UV-Stable, Clear Polycarbonate	23452-H*
Vertical Snap-In Lamp Support Clip for 13453. UV-Stable, Clear Polycarbonate	23452-V*
Stainless Steel Horizontal Lamp Support Clip, Tall Version	23452-MTL

\*Note: Leviton strongly recommends replacing support clips 23452-A, 23452-B, 23452-V and 23452-H during lamp replacement



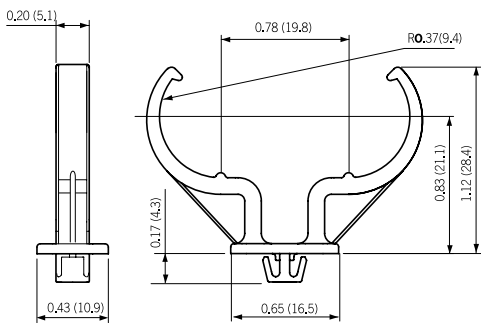
23452-H



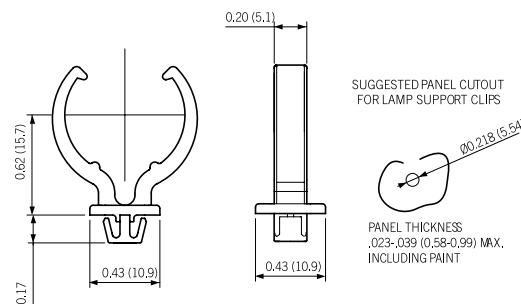
23452-V

### Dimensions for Lamp Support Clips for Long Twin Tube with 2G11 Base

Horizontal Lamp Support Clip — 23452-H

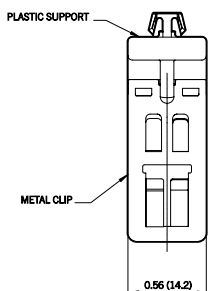


Vertical Lamp Support Clip — 23452-V

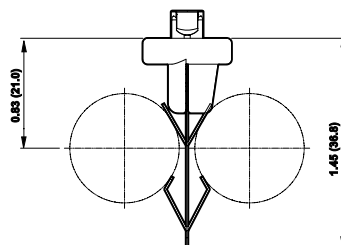


23452-MTL

Horizontal Lamp Support Clips — 23452-MTL



Horizontal Lamp Support Clip, Tall — 23452-MTL





## Compact Fluorescent Lampholders (CFLs)

### Features and Benefits

- “Smart” CFL Lampholders are color-coded for easy wattage identification
- Bottom snap-in versions for easier panel assembly
- Snap-in versions designed for 16 Ga. panels
- Metal-spring lamp-retainer clip provides positive lamp retention and is more durable than plastic clips
- Two wiring ports per contact speed harness wiring
- Four screw holes for greater mounting flexibility
- Wire routing options for top or bottom side of mounting panel for easier assembly
- White thermoplastic body
- HT 120°C max temperature
- All NOM-ANCE certified

## Compact Fluorescent Lampholders

### For G23 and G23-2 Lamp Bases

Rating	Color	Cat. No.	Lamp Base	Wattage
75W 600V	White	26719-100	G23, G23-2	5W, 7W, 9W
75W 600V	White	26719-200	G23, G23-2	5W, 7W, 9W
75W 600V	White	26719-300*	G23, G23-2	5W, 7W, 9W
75W 600V	White	26719-400	G23, G23-2	5W, 7W, 9W

\*Not compatible with 13-watt DTT lamps



26719-100



26719-200



26720-300



26720-400

### For GX23 and GX23-2 Lamp Bases

Rating	Color	Cat. No.	Lamp Base	Wattage
75W 600V	White w/Black	26720-100	GX23, GX23-2	13W
75W 600V	White	26720-200	GX23, GX23-2	13W
75W 600V	White w/Black	26720-300*	GX23	13W
75W 600V	White w/Black	26720-400	GX23, GX23-2	13W

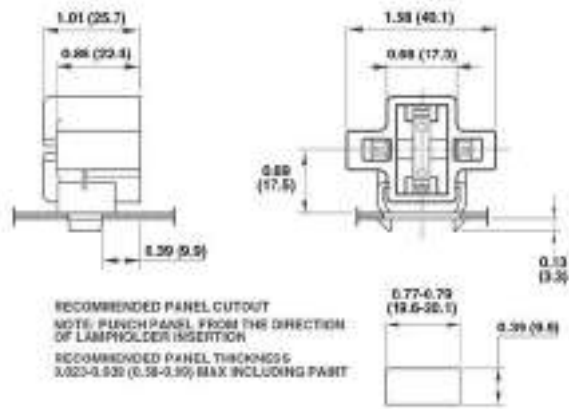
\*Not compatible with 13-watt DTT lamps

Continued on next page

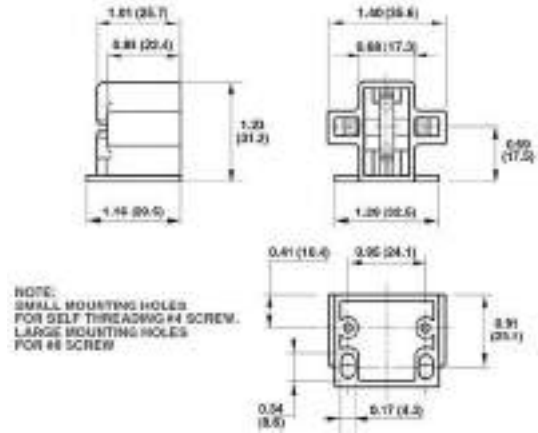
Continued from previous page

## Dimensions for Compact Fluorescent Lampholders

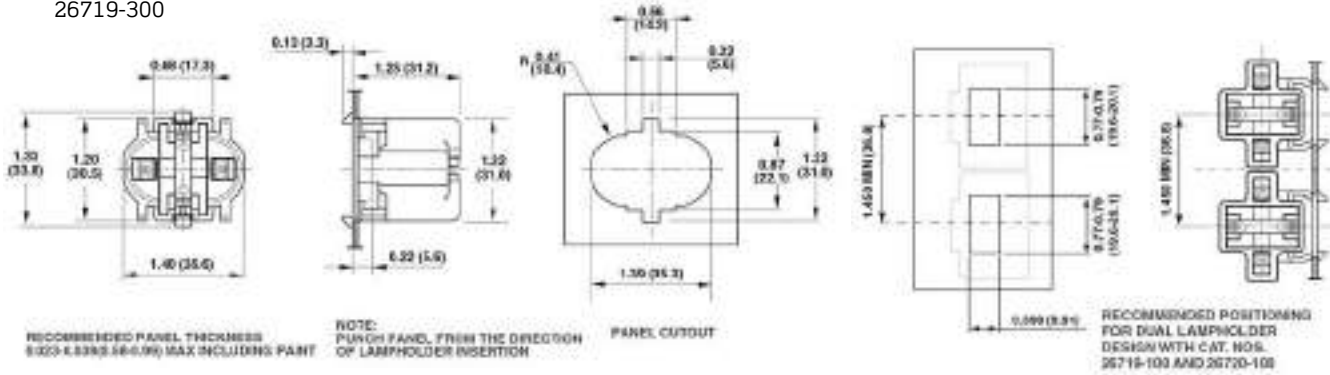
26719-100



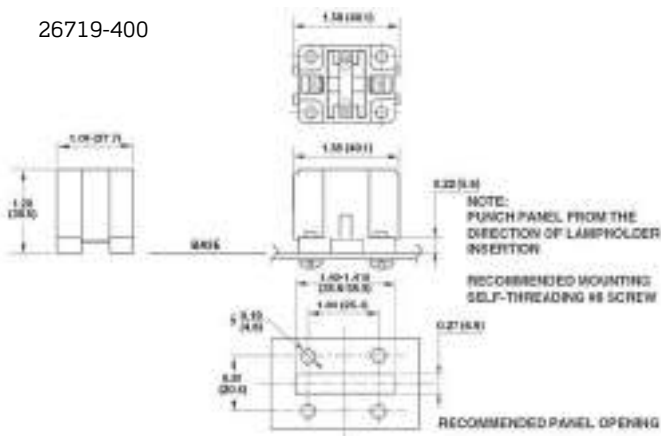
26719-200



26719-300



26719-400



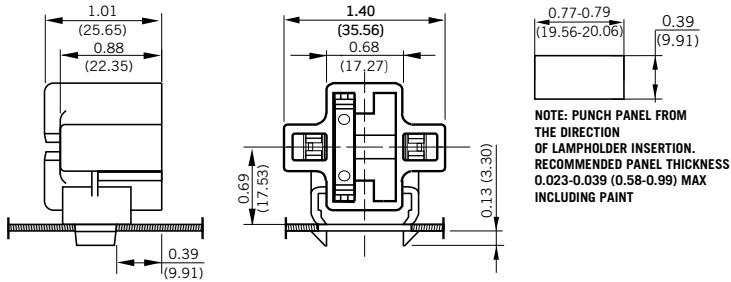
Continued on next page

Continued from previous page

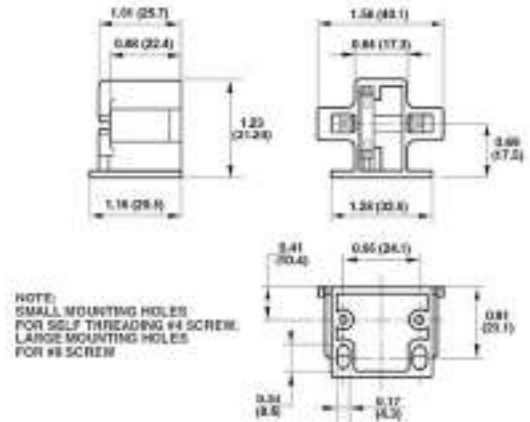
Compact Fluorescent Lampholders (CFLs)

Dimensions for Compact Fluorescent Lampholders

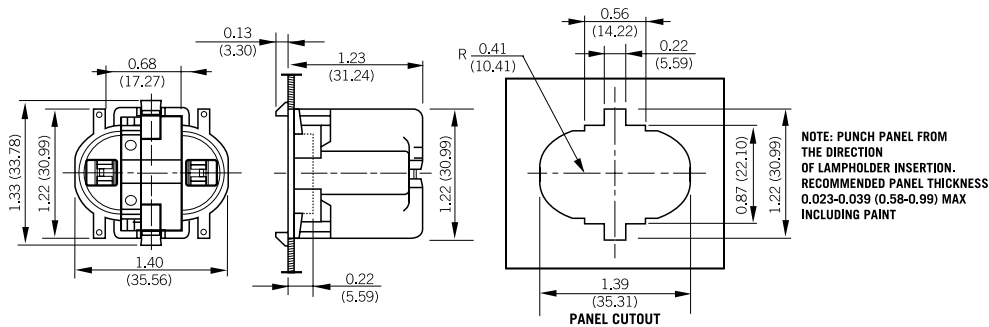
Horizontal Snap-In CFLs — 26720-100



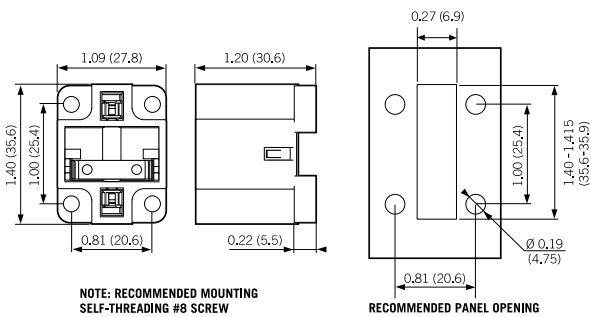
26720-200



Vertical Top Snap-In CFLs — 26720-300



4-Hole Vertical Screw-Down CFLs — 26720-400



### Compact Fluorescent Lampholders (CFLs)

#### Features and Benefits

- “Smart” CFL lampholders are color-coded for easy wattage identification
- Bottom snap-in versions for easier panel assembly available for 16 Ga. and 18-20 Ga. panels
- All 4-pin lampholders have internal rejection feature that prevents insertion of 2-pin lamps
- HT 120°C max temperature
- Metal-spring lamp-retainer clip provides positive lamp retention and is more durable than plastic clips
- Two wiring ports per contact speed harness wiring
- Four screw holes for greater mounting flexibility
- Wire routing options for top or bottom side of mounting panel for easier assembly
- White thermoplastic body
- All NOM-ANCE certified

### Compact Fluorescent Lampholders

#### For G24d Lamp Bases — 2-Pin

Rating	Color	Cat. No.	Lamp Base	Wattage	Panel
75W 600V	Orange	26725-203**	G24d-3	26W	16 Ga. Snap-In or Screw Down
	Green	26725-212**	G24d-2	18W	
	Orange	26725-213**	G24d-3	26W	



26725-213

#### For G24q and GX24q Lamp Bases — 4-Pin

Rating	Color	Cat. No.	Lamp Base	Wattage	Panel
	Green	26725-402	G24q-2	18W	16 Ga. Snap-In or Screw Down
			GX24q-2**		
	Orange	26725-403	G24q-3	26W	
			GX24q-3**		
	Orange	26725-423**	GX24q-3	26W, 32W	18-20 Ga. Snap-In
	Yellow	26725-404**	GX24q-4	42W	16 Ga. Snap-In
	Orange	26725-413**	G24q-3	26W	Screw Down
	Orange	26725-413**	GX24q-3	26W, 32W	
	Yellow	26725-414**	GX24q-4	42W	
	White Universal*	26725-419**	G24q-3	26W	
			GX24q-4	32W, 42W	



26725-419

\*For use with universal wattage ballast only.

\*\*Leviton strongly recommends using lamp support clips for lamps

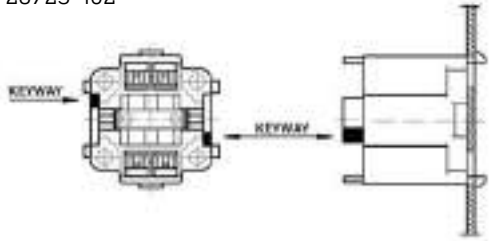
*Continued on next page*

Continued from previous page

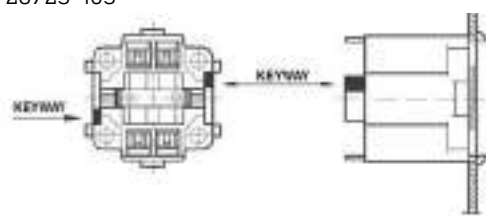
**Compact Fluorescent Lampholders (CFLs)**

**Dimensions for 10mm Compact Fluorescent Lampholders**

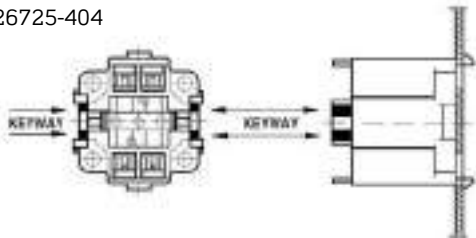
26725-402



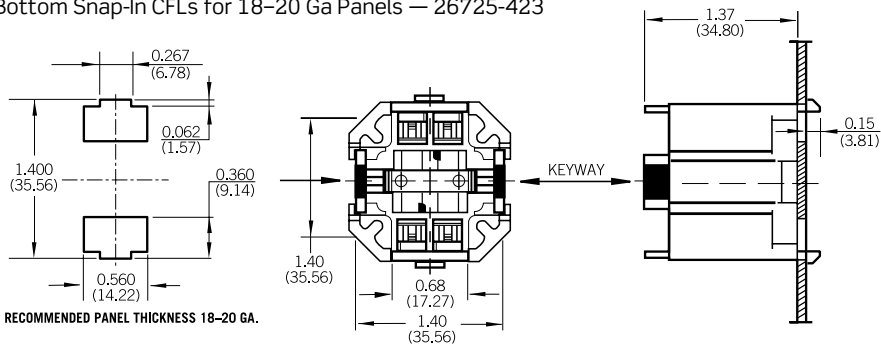
26725-403



26725-404



Bottom Snap-In CFLs for 18–20 Ga Panels — 26725-423



## “Smart” CFL Lampholders

### Features and Benefits

- “Smart” CFL lampholders are color-coded for easy wattage identification
- Bottom snap-in versions for easier panel assembly available for 16 Ga. and 18-20 Ga. panels
- All 4-pin lampholders have internal rejection feature that prevents insertion of 2-pin lamps
- Metal-spring lamp-retainer clip provides positive lamp retention and is more durable than plastic clips
- Two wiring ports per contact speed harness wiring
- Wire routing options for top or bottom side of mounting panel for easier assembly
- Bodies are white thermoplastic (with color coding as indicated)
- Quick-connect push-in wiring terminals accept #18 AWG solid or twisted-and-overtinned leads, stripped  $\frac{3}{8}$  inch
- All NOM-ANCE certified
- HT 120°C max temperature

## Compact Fluorescent Lampholders with Round Bodies

### For G24q and GX24q Lamp Bases — 4-Pin

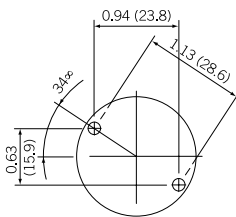
Rating	Color	Special	Cat. No.	Lamp Base	Wattage	Panel
75W 600V	Green	—	26725-4A2**	G24q-2	18W	Screw Down



26725-4A2

## Dimensions for “Smart” Compact Fluorescent Lampholders

### 26725 Round



**RECOMMENDED PANEL  
OPENING FOR ALL  
ROUND-BODY CFLs**



## Lighting & Fan Speed Controls

Box Mounted Controls .....	L-2
Dimmers & Fan Speed Controls .....	L-2
Traditional .....	L-2
Decora® .....	L-6
Specialty .....	L-14
Timer Switches .....	L-14
Occupancy/Vacancy/Humidity Sensors .....	L-17
Smart Wallbox Sensors .....	L-24
Architectural Lighting Controls .....	L-27
Sapphire™ LCD Touch Screen .....	L-27
Power Extenders .....	L-29
0-10V Reverse Phase Power Extender .....	L-30



## Box Mounted Controls

Leviton offers a wide variety of box mounted lighting controls that combine sophisticated design with state-of-the-art technology. These include, dimmers, fan speed controls, timer switches, occupancy/vacancy sensors and specialty controls. Our lighting controls provide precise, dependable control and complement any residential application, while offering the potential for significant energy savings.

## Traditional Dimmers & Fan Speed Controls

Leviton's traditional dimmers and fan speed controls are compact in design, install easily and come in electromechanical and digital styles with preset and non-preset models. They are the ideal tool to help create the perfect ambiance within a room and help conserve energy to reduce overall energy costs.

### Traditional Dimmers and Fan Speed Control



**Color Choices** Traditional dimmers are offered in the following colors. To order colors, add suffix to Cat. No.



**Note:** Not all models come in all colors. Color Change Faceplates available for specific devices. See listings for details. Products with suffix (-Z) include White, Ivory and Light Almond



### Wallplates

Find the right wallplate for any application. **See section 5 for Wallplates & Covers.**



### Trimatron® Rotary

#### Features and Benefits

- RDL06 and RNL06 are designed for optimal controls of dimmable LED and CFL lamps
- Built-in radio/TV interference filter
- Quiet 1.5 Amp Trimatron® Fan Speed Control is ideal for libraries, study rooms and any area where ceiling fan noise could become distracting. Full range 5 Amp fan speed controls also available
- Wire leads provided for fast, easy installation
- Compatible with toggle style wallplates
- Backed by a limited 5-year warranty

### Trimatron® Deluxe Full Range Rotary Controls

#### Dimmers

Description	Rating	Cat. No.	Color
LED, CFL, Incandescent Dimmer push ON/push OFF, single pole or 3-way	150W LED/CFL (120V) 600W Inc (120V)	RDL06-10	Z
LED, CFL, Incandescent Dimmer rotary ON/OFF, single pole	150W LED/CFL (120V) 600W Inc (120V)	RNL06-10	Z

#### Fan Speed Controls

Description	Rating	Cat. No.	Color
Quiet Fan Speed Control	1.5A Fan (120V)	6639-10	Z
Full-Range Fan Speed Control	5A Fan (120V)	6616-X	W, I

#### Accessories

Description	Cat. No.	Color
Decora® Adapter for Rotary Dimmers — plastic, standard size; fits over .406" dimmer shaft	80400	W, I, E, B*
Dimmer Knobs with metal insert (packed 25 per box)	26115	W, I, T, E, B*

\*80400 and 26115 also available in Brown (no suffix)



RDL06



6616-X

### Maximum Load for Multi-Gang Applications

In multi-gang applications, derating is required in accordance with the following chart. Many controls have side sections and fin removal is required (consult instruction sheets for further details).

Maximum Load for Multi-Gang Applications			
Cat. No.	Single	2-Gang	3-Gang or more
RDL06-10	150W LED/CFL 600W Inc	150W LED/CFL 500W Inc	150W LED/CFL 400W In
RNL06-10			
6639-10	1.5A Fan	1.5A Fan	1.5A Fan
6616-X	5A Fan	4.1A Fan	3.3A Fan

#### Color

To order colors, add suffix to basic Cat. No. White (-W), Ivory (-I), Light Almond (-T) and Black (-E). Products with suffix (-Z) include three colors: White, Ivory and Light Almond.

**Note:** 80400 and 26115 also available in Brown (no suffix).

Trimatron® is a registered trademark of Leviton Manufacturing Co., Inc.

## IllumaTech® Rotary

### Features and Benefits

- Rotary dial with contemporary appearance
- Selection of low, medium, high or max fan speeds
- Quiet 1.5A fan speed controls are ideal for libraries, study rooms and any area where ceiling fan noise could become distracting
- Compatible with Decora Plus™ screwless wallplates and Decora® wallplates
- Built-in radio/TV interference filter
- Backed by a limited 5-year warranty

## IllumaTech® Rotary Controls

### Fan Speed Controls

Description	Rating	Cat. No.	Color
Quiet Fan Speed Control, single pole, no LED	1.5A Fan (120V)	RTF01-10	Z



RTF01-10

### Maximum Load for Multi-Gang Applications

In multi-gang applications, derating is required in accordance with the following chart. Many controls have side sections and fin removal is required (consult instruction sheets for further details).

Maximum Load for Multi-Gang Applications			
Cat. No.	Single	2-Gang	3-Gang or more
RTF01-10	1.5A Fan	1.5A Fan	1.5A Fan

### Color

To order colors, add suffix to basic Cat. No. Products with suffix (-Z) include White, Ivory and Light Almond.


## Toggle Slide

Features and Benefits	
<ul style="list-style-type: none"> <li>• Integrated linear full-range slide control for easy, precise operation</li> <li>• Separate ON/OFF toggle switch that preserves the selected setting</li> <li>• Provides single pole or 3-way control when paired with a 3-way switch</li> <li>• Slim, compact housing fits easily into a standard wallbox</li> <li>• Suitable for multi-gang installations</li> <li>• No removal of fins required for multi-gang installations</li> <li>• Built-in radio/TV interference filter</li> <li>• Backed by a limited 5-year warranty</li> </ul>	<p><b>LED/CFL/Incandescent/Halogen/MLV Dimmers</b></p> <ul style="list-style-type: none"> <li>• TSL06 and TSM10 designed for optimal control of dimmable LED and CFL lamps</li> <li>• TSM10 also compatible with Magnetic Low Voltage lamps</li> <li>• Microprocessor control offers flexibility to fine-tune for best performance with LEDs and CFLs</li> <li>• Features built-in starting technology for CFL lamps</li> <li>• Wider dimming range for LED and CFL lamps than conventional incandescent dimmers</li> <li>• Customize the dimming range of LED lamps using the minimum/maximum light level adjustment switch to help eliminate flicker, maximize energy savings, and optimize ambiance</li> <li>• Forward phase control</li> <li>• Optional locator light is built into the switch</li> </ul> <p><b>Quiet Fan Speed Control</b></p> <ul style="list-style-type: none"> <li>• Quiet 1.5 Amp fan speed control is ideal for libraries, study rooms and any area where ceiling fan noise could become distracting</li> <li>• Combines a toggle on/off switch with a 3-speed contemporary slender slide bar for the selection of low, medium, or high fan speeds</li> </ul>

Dimmers			
Description	Rating	Cat. No.	Color
LED, CFL, Incandescent Dimmer with LED locator	300W LED/CFL (120V) 600W Inc (120V)	TSL06-1L	W, I, T, G, E, B
LED, CFL, Incandescent, Magnetic Low Voltage Dimmer with LED locator	400W LED/CFL (120V) 1000W Inc (120V) 1000VA MLV (120V)	TSM10-1L	W, I, T

Fan Speed Control			
Description	Rating	Cat. No.	Color
Quiet Fan Speed Control, 3-speed	1.5A Fan (120V)	TSF01-1	W, I, T



TSL06-1LW

## Maximum Load for Multi-Gang Applications

In multi-gang applications, derating is required in accordance with the following chart. Many controls have side sections and fin removal is required (consult instruction sheets for further details).

Maximum Load for Multi-Gang Applications			
Cat. No.	Single	2-Gang	3-Gang or more
TSL06	300W LED/CFL 600W Inc	300W LED/CFL 500W Inc	300W LED/CFL 500W Inc
TSM10	400W LED/CFL 1000W Inc 1000VA MLV	400W LED/CFL 800W Inc 800VA MLV	400W LED/CFL 700W Inc 700VA MLV
TSF01	1.5A Fan	1.5A Fan	1.5A Fan

Color
To order colors, add suffix to basic Cat. No. White (-W), Ivory (-I), Light Almond (-T), Gray (-G), Black (-E) and Brown (-B).

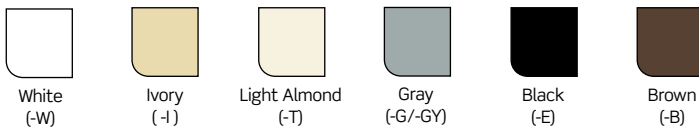
## Decora® Dimmers & Fan Speed Controls

Leviton's Decora® dimmers and fan speed controls offer innovation and elegance to suit any décor. All of these products deliver the high performance and reliability you've come to expect from the Decora® name and are the ideal tool to help create the perfect ambiance within a room.

### Decora® Dimmers



**Color Choices** Decora® dimmers and fan speed control devices are offered in a wide range of colors. To order colors, add suffix to Cat. No.



**Note:** Not all models come in all colors. Color Change Faceplates available for specific devices. See listings for details. Products with suffix (-Z) include White, Ivory and Light Almond

### SureSlide®

#### Features and Benefits

- 6672, 6674, 6674N are designed for optimal control of dimmable LED and CFL lamps
- 66DF Dual Quiet Fan/Light Control are rated for LED/CFL and incandescent applications
- Customize the dimming range of LED lamps using the minimum/maximum light level adjustment switch to help eliminate flicker, maximize energy savings, and optimize ambiance
- Linear slide control for precise operation
- Preset versions provide single pole or 3-way lighting control when paired with a 3-way switch
- Appearance complements interiors and is compatible with other Decora® devices
- Compatible with Decora Plus™ screwless wallplates and Decora® wallplates
- Built-in radio/TV interference filter
- Quiet 1.5 Amp fan speed controls are ideal for libraries, study rooms and any area where ceiling fan noise could become distracting
- Backed by a limited 5-year warranty

*Continued on next page*


Continued from previous page  
**SureSlide®**

Dimmers			
Description	Rating	Cat. No.	Color
LED/CFL/Incandescent single pole slide-to-off Dimmer with optional use LED locator	150W LED/CFL (120V) 600W Inc (120V)	6672	W, I, T
LED/CFL/Incandescent Dimmer, single pole or 3-way with preset ON/OFF Switch		6674	W, I, T, E, B
LED/CFL/Incandescent Dimmer, single pole or 3-way with preset ON/OFF Switch, neutral required	150W LED/CFL (120V) 300W Inc (120V)	6674N	W
Electronic Low Voltage Dimmer, single pole or 3-way with preset ON/OFF switch, neutral required	300VA ELV (120V)	66EV	W, I, T



6674N

Fan Speed Controls			
Description	Rating	Cat. No.	Color
Quiet Step Fan Speed Control, single pole or 3-way with preset ON/OFF Switch	1.5A Fan (120V)	661F	W, I, T
Dual LED/CFL/Incandescent Dimmer Quiet Fan/Light Control, single pole, slide-to-off	1.5A Fan (120V) 150W LED/CFL (120V) 300W Inc (120V)	66DF	



66DF

Maximum Load for Multi-Gang Applications			
Cat. No.	Single	2-Gang	3-Gang or more
6672	150W LED/CFL 600W Inc	150W LED/CFL 500W Inc	150W LED/CFL 400W In
6674			
6674N	150W LED/CFL 300W Inc	150W LED/CFL 300W Inc	150W LED/CFL 300W Inc
66DF	150W LED/CFL 300W Inc 1.5A Fan	150W LED/CFL 300W Inc 1.5A Fan	150W LED/CFL 300W Inc 1.5A Fan
66EV	300VA ELV	300VA ELV	250VA ELV
661F	1.5A Fan	1.5A Fan	1.5A Fan

**Note:** Sharing a neutral wire may cause flickering. Connect all dimmers to the same phase or run a separate neutral to each phase. Consult Leviton Techline if problems persist.

### Color

To order colors, add suffix to basic Cat. No. White (-W), Ivory (-I), Light Almond (-T), Black (-E) and Brown (-B).

## IllumaTech®

### Features and Benefits


- IPL06 is designed for optimal control of dimmable LED and CFL lamps
- Customize the dimming range of LED lamps using the minimum/maximum light level adjustment switch to help eliminate flicker, maximize energy savings, and optimize ambiance
- Fluid slide movement allows fine adjustment of light level with minimum effort
- Captive wraparound slide bar remains securely attached
- Easy-to-use push button switch with conveniently positioned green LED locator
- Single pole or 3-way when used with a 3-way switch
- Package includes white device with ivory and light almond faceplates
- Appearance complements interiors and is compatible with other Decora® devices
- Compatible with Decora Plus™ screwless wallplates and Decora® wallplates
- Power failure recovery ensures retention of last setting before power interruption
- Built-in radio/TV interference filter
- Quiet 1.5 Amp fan speed controls are ideal for bedrooms, libraries, study rooms and any area where ceiling fan noise could become distracting. Full range 5A fan speed controls also available
- Color change faceplates are available to allow fast color changeover, to simplify stocking inventory, and feature a self-aligning mechanism that automatically connects it to internal slider
- Backed by a limited 5-year warranty

### IllumaTech® Preset Slide Controls — Single Pole or 3-Way


#### Dimmers

Description	Rating	Cat. No.	Color
LED/CFL/Incandescent Dimmer, no LED locator	150W LED/CFL (120V) 600W Inc (120V)	IPL06-10	Z
Incandescent Dimmer with LED locator	1000W Inc (120V)	IPI10-1L	
Magnetic Low Voltage Dimmer with LED locator	600VA (450W) MLV (120V) 600W Inc (120V)	IPM06-1L	
Magnetic Low Voltage Dimmer with LED locator	1000VA (800W) MLV (120V) 1000W Inc (120V)	IPM10-1L	
Electronic Low Voltage Dimmer with LED locator; neutral required	400VA (320W) ELV (120V) 150W LED/CFL (120V) 400W Inc (120V)	IPE04-1L	
Fluorescent Dimmer for Mark 10® Powerline Ballast, no LED locator	600VA FL (120V)	IPX06-10	
Fluorescent Dimmer for Mark 10® Powerline Ballast, no LED locator	600VA FL (277V)	IPX06-70	
Fluorescent Dimmer for Mark 10® Powerline Ballast, no LED locator	1000VA FL (120V)	IPX10-10	
Fluorescent Dimmer for Mark 10® Powerline Ballast, no LED locator	1200VA FL (277V)	IPX12-70	
0-10V LED/Mark 7® Fluorescent Ballast Dimmer, no LED locator	10A LED (120/277V) 1200VA FL (120V) 1500VA FL (277V) 50mA Sinking Current	IP710-D0	
0-10V LED/Mark 7® Fluorescent Ballast Dimmer, with LED locator	10A LED (120/277V) 1200VA FL (120V) 1500VA FL (277V) 50mA Sinking Current	IP710-DL	

Mark 10® Powerline and Mark 7® are registered trademarks of Advance Transformer Co.



IPL06-10



IP710-DL

#### Fan Speed Controls

Description	Rating	Cat. No.	Color
Quiet Fan Speed Control with LED locator, neutral required	1.5A Fan (120V)	IPF01-1L	Z
Fully Variable Fan Speed Control with LED locator, neutral required	5A Fan (120V)	IPF05-1L	

Continued on next page

Continued from previous page

**IllumaTech® Preset Slide Controls — Single Pole or 3-Way**

Color Change Faceplates for IllumaTech® Slide Controls		
Description	Cat. No.	Color
Faceplates for IPL06, IPX06, IPX10, IPX12 and IP710-D0 no LED locator	IPKIT-LN	W, I, T, G, E, R, B
Faceplates for IPI10, IPM06, IPM10, IPE04, IP710-DL with LED locator	IPKIT-00	W, I, T, G, E, R, B
Faceplates for IPF01 and IPF05 Fan Speed Control with LED locator	IPQFK-00	W, I, T, G, E, R, B



IPKIT Sample Colors

**Maximum Load for Multi-Gang Applications**

In multi-gang applications, derating is required in accordance with the following chart. Many controls have side sections and fin removal is required (consult instruction sheets for further details).

Maximum Load for Multi-Gang Applications			
Cat. No.	Single	2-Gang	3-Gang or more
IPL06-10	150W LED/CFL 600W Inc	150W LED/CFL 500W Inc	150W LED/CFL 400W Inc
IPI10-1L	1000W Inc	800W Inc	700W Inc
IPM06-1L	600VA (450W) MLV 600W Inc	500VA (375W) MLV 500W Inc	400VA (300W) MLV 400W Inc
IPM10-1L	1000VA (800W) MLV 1000W Inc	800VA (640W) MLV 800W Inc	700VA (560W) MLV 700W Inc
IPE04-1L	400VA (320W) ELV 150W LED/CFL 400W Inc	350VA (280W) ELV 150W LED/CFL 350W Inc	250VA (200W) ELV 150W LED/CFL 250W Inc
IP710-D0	10A LED (120/277V) 1200VA FL (120V) 1500VA FL (277V)	10A LED (120/277V) 1200VA FL (120V) 1500VA FL (277V)	10A LED (120/277V) 1200VA FL (120V) 1500VA FL (277V)
IP710-DL	10A LED (120/277V) 1200VA FL (120V) 1500VA FL (277V)	10A LED (120/277V) 1200VA FL (120V) 1500VA FL (277V)	10A LED (120/277V) 1200VA FL (120V) 1500VA FL (277V)
IPX06-10	600VA FL	500VA FL	400VA FL
IPX10-10	1000VA FL	800VA FL	700VA FL
IPX06-70	600VA FL	600VA FL	600VA FL
IPX12-70	1200VA FL	1200VA FL	1200VA FL
IPF01-1L	1.5A Fan	1.5A Fan	1.5A Fan
IPF05-1L	5A Fan	4.1A Fan	3.3A Fan

**Note:** Sharing a neutral wire may cause flickering. Connect all dimmers to the same phase or run a separate neutral to each phase. Consult Leviton Techline if problems persist.

**Caution on Retrofits**

When retrofitting Mark 10® Powerline dimming ballasts into fixtures that originally had Instant Start ballasts, the sockets MUST be replaced with Rapid Start sockets to allow proper dimmer operation and to prevent damage to the dimming ballast. Refer to the instructions provided with the ballast and the Leviton dimmer.

**Color**

To order colors, add suffix to basic Cat. No. Products with suffix (-Z) include White, Ivory and Light Almond. Color Change Faceplates available in the following colors: White (-W), Ivory (-I), Light Almond (-T), Gray (-G), Black (-E), Brown (-B) and Red (-R).

## Decora® Slide

### Features and Benefits

- Aesthetically pleasing design with rocker switch and slender dimmer control slide bar
- Integrated linear full-range slide control for easy, precise operation
- Features a separate ON/OFF switch that preserves the selected brightness setting
- Optional locator light
- Single pole or 3-way when used with a 3-way switch
- Package includes white device with ivory and light almond faceplates
- Slim, compact housing fits easily into a standard wallbox
- Suitable for multi-gang installations with other Decora® products
- Color change faceplates are available to allow fast color changeover\*
- No removal of fins for multi-gang installation
- Built-in radio/TV interference filter
- Backed by a limited 5-year warranty

### LED/CFL/Incandescent/Halogen Dimmers

- DSL06 and DSM10 designed specifically for dimmable LED lamps
- DSM10 also compatible with magnetic low voltage lamps
- Wider dimming range on LED lamps than conventional incandescent dimmers
- Customize the dimming range of LED lamps using the minimum/maximum light level adjustment switch to help eliminate flicker, maximize energy savings, and optimize ambiance

### 0-10V LED/Mark 7® Fluorescent Dimmer

- DS710 designed for use with LED and Fluorescent ballasts and fixtures using 0-10V power supplies
- Dual voltage 120V/277V; 50ma maximum sink current
- No power pack required for switching

### Quiet Fan Speed Control

- Combines a Decora® ON/OFF switch with a contemporary slender slide bar for the selection of low, medium or high fan speeds
- Quiet 1.5 Amp fan speed control is ideal for bedrooms, libraries, study rooms and any area where ceiling fan noise could become distracting

\*Simplifies stocking inventory, and features a self aligning mechanism that automatically connects it to internal slider

## Decora® Slide Controls — Single Pole, 3-Way or More Applications

Dimmers			
Description	Rating	Cat. No.	Color
LED/CFL/Incandescent Dimmer with optional LED locator	300W LED/CFL (120V) 600W Inc (120V)	DSL06-1L	Z
Antimicrobial Treated LED/CFL/Incandescent Dimmer with optional LED locator		DSL06-2A	W
LED/CFL/Incandescent/Magnetic Low Voltage Dimmer with optional LED locator	450W LED/CFL (120V) 1000W Inc (120V) 1000VA MLV (120V)	DSM10-1L	Z
Electronic Low Voltage Dimmer (Trailing Edge), no LED locator light, neutral required	600VA ELV (120V) 300VA LED/CFL (120V)	DSE06-10	Z
0-10V LED/Mark 7® Fluorescent ballast dimmer, no LED locator	10A LED (120/277V) 1200VA FL (120V) 1500VA FL (277V) 50mA sinking current	DS710-10	Z
Fluorescent Dimmer for Mark 10® Powerline ballasts, no LED locator	1000VA FL (120V)	DSX10-10	Z
Fluorescent Dimmer for Mark 10® Powerline ballasts, no LED locator	1200VA FL (277V)	DSX12-70	Z
Fluorescent dimmer for Hi-Lume® or Eco-10® type ballasts, no LED locator	8A FL (120V)	DSH08-10	Z
Fluorescent dimmer for Hi-Lume® or Eco-10® type ballasts, no LED locator	6A FL (277V)	DSH06-70	Z



DSL06



DSM10

Mark 7® and Mark 10® Powerline are registered trademarks of Advance Transformer Co. Eco-10® and Hi-Lume® are registered trademarks of Lutron Electronics Co., Inc.

Continued on next page



Continued from previous page

Decora® Slide Controls — Single Pole, 3-Way or More Applications

Fan Speed Control			
Description	Rating	Cat. No.	Color
Quiet Fan Speed Control	1.5A Fan (120V)	DSF01-10	Z

Color Change Faceplates for Decora® Slide Controls			
Description	Cat. No.	Color	
Faceplates for DSL06, DSM10, LED locator light in frame	DSKIT-00	W, I, T, G, E, B, R	
Faceplates for DSE06, DS710, DSX10, DSX12, DSH06, DSH08 and DSF01, no LED locator light	DSKIT-0N	W, I, T, G, E, B, R	



DSF01-W

Maximum Load for Multi-Gang Applications

In multi-gang applications, derating is required in accordance with the following chart. Many controls have side sections and fin removal is required (consult instruction sheets for further details).


Maximum Load for Multi-Gang Applications			
Cat. No.	Single	2-Gang	3-Gang or more
DSL06	300W LED/CFL 600W Inc	300W LED/CFL 500W Inc	300W LED/CFL 500W Inc
DSM10	450W LED/CFL 1000W Inc 1000VA MLV	450W LED/CFL 800W Inc 800VA MLV	450W LED/CFL 700W Inc 700VA MLV
DSF01	1.5A Fan	1.5A Fan	1.5A Fan
DSE06	480W (4A)	480W (4A)	480W (4A)
DS710	10A LED 1200VA FL 1500VA FL	10A LED 1200VA FL 1500VA FL	10A LED 1200VA FL 1500VA FL
DSX10	800W FL	800W FL	800W FL
DSX12	960W FL	960W FL	960W FL
DSH08-1	8A FL	8A FL	8A FL
DSH06-7	6A FL	6A FL	6A FL

**Note:** Sharing a neutral wire may cause flickering. Connect all dimmers to the same phase or run a separate neutral to each phase. Consult Leviton Techline if problems persist.

Color
To order colors, add suffix to basic Cat. No. Products with suffix (-Z) include White, Ivory and Light Almond. Color Change Faceplates available in the following colors: White (-W), Ivory (-I), Light Almond (-T), Gray (-G), Black (-E) and Brown (-B).

**SPOTLIGHT**  
LED Compatibility Selector Tool

*In order to achieve the best performance when purchasing a new LED bulb or dimmer, you should first ensure they're compatible. Our tool can help you find the right combination. For more information visit [Leviton.com/LED](http://Leviton.com/LED).*



## Decora Digital™

### Features and Benefits

- Decora Digital™ Dimmer & Timer app can be used to assist with dimmer and timer settings
- DDE06, DD710, DDMX1 and DDF01 include a built-in battery that keeps time during temporary power outages
- Package includes white device with ivory and light almond faceplates
- Color change faceplates are available to allow fast color changeover and simplify stocking inventory
- Compatible with Decora® and Decora Plus™ screwless wallplates
- Meets all applicable UL, CSA and FCC requirements
- Limited 5-year warranty

#### Dimmers

- Offers both dimming and timer functions for the associated load
- Digital circuitry provides programmable fade on/off and full range dimming
- Preset light level option automatically turns lights on to set level each use
- Customize the dimming range of LED lamps using the minimum/maximum light level adjustment switch to help eliminate flicker, maximize energy savings, and optimize ambiance
- Dim/Bright bar and locator light can be turned on or off
- Matching DD00R dimmer companion available for 3-way or multi-location applications; tracks LEDs from dimmer
- Basic dimmer only models available (no timer or app functionality)

#### 0-10V LED/Mark 7® Fluorescent Dimmer

- Designed for use with LED and Fluorescent ballasts and fixtures using 0-10V power supplies
- Dual voltage 120V/277V, 50ma maximum sinking current
- No power pack required for switching

#### Quiet Fan Speed Control

- Quiet 1.5A fan speed control is ideal for libraries, study rooms or any area where ceiling fan noise could become distracting
- Features low, medium, high or max fan speeds

## Decora Digital™ Controls — Single Pole, 3-Way/Multi-Location

Dimmers			
Description	Rating	Cat. No.	Color
LED, CFL, Incandescent, MLV, Mark 10® Dimmer with Bluetooth® Technology. LED locator and brightness display; neutral required	450W LED/CFL (120V) 1000W Inc (120V) 1000VA MLV (120V) 1000VA FL (120V)	DDMX1-BL	Z
Electronic Low Voltage, LED, CFL, Incandescent Dimmer with Bluetooth® Technology. LED locator and brightness display; neutral required	600W ELV (120V) 300W LED/CFL (120V) 600W Inc (120V)	DDE06-BL	
0-10V LED/Mark 7® Fluorescent ballast dimmer with Bluetooth® Technology. LED locator and brightness display; neutral required	10A LED (120V/277V) 950VA (120V) 1350VA (277V) 50mA sinking current	DD710-BD	

Fan Speed Control			
Description	Rating	Cat. No.	Color
Quiet Fan Speed Control with Bluetooth Technology. LED locator and 4-Speed display; neutral required	1.5A Fan	DDF01-BL	Z



DDMX1

## Decora Digital™ Controls — Single Pole, 3-Way/Multi-Location

Decora Digital™ Dimmer — No timer or App Functionality			
Description	Rating	Cat. No.	Color
LED, CFL, Incandescent Dimmer, LED locator and brightness display; ground required	300W LED/CFL (120V) 600W Inc (120V)	DDL06-1L	Z
LED, CFL Incandescent, MLV dimmer, LED locator and brightness display, neutral required	300W LED/CFL (120V) 600W Inc (120V) 600VA MLV (120V)	DDM06-1L	

Companion Devices for 3-Way or More Applications			
Description	Rating	Cat. No.	Color
Decora Smart® Dimmer Companion for use in 3-way or up to 4 additional location applications	120V/277V 60Hz	DD00R-DL	Z
Decora Smart® Switch Companion with LED locator for use in 3-way or up to 4 additional location applications	120V/277V 60Hz	DD0SR-DL	
Decora Smart® Switch Companion for use in 3-way or up to 9 additional location applications	120V 60Hz	DD0SR-01	

Color Change Faceplates for Decora Digital™ Controls			
Description	Cat. No.	Color	
Snap-on faceplate for dimmer	DDKIT-00	W, I, T, G, E, B	



DD0SR

### Maximum Load for Multi-Gang Applications

In multi-gang applications, derating is required in accordance with the following charts. Many controls have side sections and fin removal is required (consult instruction sheets for further details).

Maximum Load for Multi-Gang Applications			
Cat. No.	Single	2-Gang	3-Gang or more
DDL06	300W LED/CFL 600W Inc	300W LED/CFL 500W Inc	300W LED/CFL 500W Inc
DDM06	300W LED/CFL 600W Inc 600VA MLV	300W LED/CFL 500W Inc 500VA MLV	300W LED/CFL 500W Inc 500VA MLV
DDMX1	450W LED/CFL 1000W Inc 1000VA MLV 1000VA FL	450W LED/CFL 800W Inc 800VA MLV 1000VA FL	450W LED/CFL 700W Inc 700VA MLV 1000VA FL
DDE06	600W ELV 300W LED/CFL 600W Inc	500W ELV 300W LED/CFL 500W Inc	400W ELV 300W LED/CFL 400W Inc
DD710	10A LED 8A (950VA) FL 5A (1350VA) FL	10A LED 8A (950VA) FL 5A (1350VA) FL	10A LED 8A (950VA) FL 5A (1350VA) FL
DDF01	1.5A Fan	1.5A Fan	1.5A Fan

**Note:** Sharing a neutral wire may cause flickering. Connect all dimmers to the same phase or run a separate neutral to each phase. Consult Leviton Techline if problems persist.

Caution on Retrofits	Color
When retrofitting Mark 10® Powerline dimming ballasts into fixtures that originally had Instant Start ballasts, the sockets MUST be replaced with Rapid Start sockets to allow proper dimmer operation and to prevent damage to the dimming ballast. Refer to the instructions provided with the ballast and the Leviton dimmer.	To order colors, add suffix to basic Cat. No. Products with suffix (-Z) include White, Ivory and Light Almond. Color change faceplates available in the following colors: White (-W), Ivory (-I), Light Almond (-T), Gray (-G), Black (-E) and Brown (-B).

## Specialty Controls

Leviton supports every need with a wide range of specialty controls, including four step, lamp cord and table top dimmers. They are robust and easy to install, with features any homeowner will appreciate.

### Features and Benefits

#### Lamp Cord and Dimmer Sockets

- Compact dimmer socket is interchangeable with standard lamp holder for dimmer conversion (eliminates need for expensive 3-way bulbs)
- Full-Range Feed-Through Lamp Cord Dimmer provides full-range dimming with positive ON/OFF action
- Backed by a limited 5-year warranty

### Specialty Devices

Description	Cat. No.	Rating	Color
HI-LO Feed-Through Lamp Cord Dimmer	1420	200W Inc (120V)	W*
Tabletop Dimmer for plug-in lamps LED/CFL/Incandescent	TBL03	300W Inc (120V) 150W LED/CFL (120V)	W, E
Full-Range Feed-Through Lamp Cord Dimmer (Not UL listed or CSA certified)	6250	200W Inc (120V)	I*
Full-Range Compact Dimmer Socket (1/8 I.P.S. thread and set screw)	6151	150W Inc (120V)	Brass

\*Basic Cat. No. denotes Brown



TBL03

## Timer Switches

### Decora® Countdown Timer Switches

Leviton Timers add contemporary styling to any home. Built to the highest performance standards, Decora® Countdown Timers save energy and provide a long lasting and reliable service life. Four preset buttons plus an OFF button permit timed control of lights and appliances. They are ideal for heat lamps, foyers, outdoor lights, hot tubs, spas, saunas, attic and exhaust fans.

### Features and Benefits

- Four preset buttons and OFF
- Simple press and hold override function
- Leaded terminals for easier installation
- Shallow design easily fits in the wallbox
- Controls LED, CFL, Incandescent, Halogen, Magnetic Low Voltage, Electronic Low Voltage, Fluorescent or Motor loads
- Zero Cross turn-on technology to extend the life of the switching relays
- Additional faceplate colors (DTKIT) available in white, ivory, light almond, gray, black and brown

#### DT1xx 15 Amp Models

- Available in six options: 15-, 30-, 60-minute and 2-, 4-, 12-hour
- Single pole only
- Flexible wiring can be connected to Neutral wire if present in the wallbox, or Earth ground if no Neutral wire is present
- Interchangeable line and load wires

#### DT2xx 20 Amp Models

- Available in five options: 30-, 60-minute and 2-, 4-, 12-hour
- Single pole or multi-way when used with a DDOSR Switch Companion, or can be used in 3-way with an additional DT2xx Timer
- Neutral wire required for installation
- Supports larger loads

Continued on next page


Continued from previous page

## Decora® Countdown Timer Switches

Decora® Countdown Timer Switches				
Description	Interval	Rating (120VAC, 60Hz)	Cat. No.	Color
15-Minute Decora® 15 Amp Countdown Timer, Single Pole	2-5-10-15 Minutes	600W LED/CFL 1800W Incandescent/Halogen	DT115-1L	W
30-Minute Decora® 15 Amp Countdown Timer, Single Pole	5-10-15-30 Minutes	1200VA ELV/MLV/Fluorescent 1/2 HP Motor	DT130-1L	W, T
60-Minute Decora® 15 Amp Countdown Timer, Single Pole	10-20-30-60 Minutes	15A Resistive	DT160-1L	
2-Hour Decora® 15 Amp Countdown Timer, Single Pole	15-30 Min, 1-2 Hour		DT102-1L	W
4-Hour Decora® 15 Amp Countdown Timer, Single Pole	30 Min, 1-2-4 Hour		DT104-1L	
12-Hour Decora® 15 Amp Countdown Timer, Single Pole	2-4-8-12 Hour		DT112-1L	
30-Minute Decora® 20 Amp Countdown Timer, Single Pole or multi-way when used with a DDOSR Switch Companion, or multi-timer with additional DT2xx, neutral required	5-10-15-30 Minutes	600W LED/CFL 1800W Incandescent/Halogen 1200VA ELV/MLV/Fluorescent 1 HP Motor 20A Resistive/15A Inductive	DT230-1L	
60-Minute Decora® 20 Amp Countdown Timer, Single Pole or multi-way when used with a DDOSR Switch Companion, or multi-timer with additional DT2xx, neutral required	10-20-30-60 Minutes		DT260-1L	
2-Hour Decora® 20 Amp Countdown Timer, Single Pole or multi-way when used with a DDOSR Switch Companion, or multi-timer with additional DT2xx, neutral required	15-30 Min, 1-2 Hour		DT202-1L	
4-Hour Decora® 20 Amp Countdown Timer, Single Pole or multi-way when used with a DDOSR Switch Companion, or multi-timer with additional DT2xx, neutral required	30 Min, 1-2-4 Hour		DT204-1L	
12-Hour Decora® 20 Amp Countdown Timer, Single Pole or multi-way when used with a DDOSR Switch Companion, or multi-timer with additional DT2xx, neutral required	2-4-8-12 Hour		DT212-1L	



DT130



DT212

Lighting & Fan Speed Controls

Companion Devices for 3-Way or More Applications			
Description	Rating (120VAC, 60Hz)	Cat. No.	Color
Switch Companion for use with 20A Countdown Timer Switch for 3-way or up to 4 additional locations with LED Locator, neutral required	120V/277V, 60Hz	DDOSR-DL	Z
12-Hour Decora® 20 Amp Countdown Timer, Single Pole or multi-way when used with a DDOSR Switch Companion, or multi-timer with additional DT2xx, neutral required	120V, 60Hz	DDOSR-01	

Color Change Faceplates for Decora® Countdown Timers		
Description	Cat. No.	Color
Color Change Kits for Decora® Countdown Timers	DTKIT -00	W, I, T, G, E, B

**Color**

To order colors, add suffix to basic Cat. No. White (-W) and Light Almond (-T). Products with suffix (-Z) include three colors: White, Ivory and Light Almond. Color Change Faceplates available in the following colors: White (-W), Ivory (-I), Light Almond (-T), Gray (-G), Black (-E) and Brown (-B).

## Decora® Programmable Timer Switches

Leviton Programmable Timer Switches are an easy upgrade to help reduce energy costs, improve security and add convenience. Leviton programmable timers can be used to time lighting for daily activities or program an event to give the home a “lived-in” look while away. They are perfect for controlling indoor and outdoor lighting, pool filters, fans and a host of other devices in and around the home.

### Features and Benefits

#### 24-Hour Programmable Timer

- Flexibility to program weekdays, weekends, all days or any combination of days
- Astronomical clock automatically adjusts to local sunrise/sunset times
- Automatic daylight savings time option
- To-the-minute accuracy
- Timer settings at-a-glance with easy to read backlit display
- Simple one-touch temporary and permanent override (-1P model only)
- LED/CFL compatible
- Single pole and 3-way (with VPOSR Switch Companion)
- VPT24-16Z can be used to comply with 2022 California Title 24, Part 6, Residential Outdoor Control Device Requirements
- Neutral wire required
- Limited 5-year warranty

### Timer Switches


Description	Rating	Cat. No.	Color
24-Hour Programmable Timer Switch; Astronomical Clock, neutral required	1800W Inc 600W LED/CFL 15A	VPT24-1P	Z
24-Hour Programmable Timer Switch with Astronomical Clock and 6-Hour Maximum Override. Can be used to comply with the 2022 California Title 24, Part 6, Residential Outdoor Control Device Requirements	Resistive/Inductive 1 HP @120VAC 60Hz	VPT24-16	



VPT24-16Z

### Companion Devices for 3-Way or More applications

Description	Rating	Cat. No.	Color
Switch Companion for use with the 24-Hour Programmable Timer Switch for 3-way or up to 4 additional locations with LED Locator, neutral required	120VAC, 60Hz	VPOSR-1L	Z
Switch Companion for use with the 24-Hour Programmable Timer Switch for 3-way or up to 9 additional locations; neutral required	120VAC, 60Hz	VPOSR-10	



VPTKT-G and -E

### Color Change Faceplates for Decora® 24-Hour Programmable Timer

Description	Rating	Cat. No.	Color
24-Hour Programmable Timer Color Change Faceplates	—	VPTKT	G, E

### Color

To order colors, add suffix to basic Cat. No. Products with suffix Z include White, Ivory and Light Almond. Color Change Faceplates available in the following colors: Black (-E) and Gray (-G).

Continued on next page

Continued from previous page

## Commercial Programmable Indoor Digital Timer


The TS300 provides energy saving control of indoor incandescent and fluorescent lighting as well as motor loads such as fans and circulating pumps. The TS300 uses timed override features to allow lights and HVAC to remain ON for a specified amount of time to accommodate after-hours crews. The aesthetically pleasing timer is easy to install and can replace any wall switch.

### Features and Benefits

- Wallplate locks access to dip switches for tamper resistance
- Backlit LED
- Optional audible blink warning
- No minimum load requirement
- Adjustable time delay and sensitivity
- Dual 120/277 VAC operation
- UL and cUL listed
- Can be used to comply with IECC, ASHRAE 90.1, 2022 Title 24, Part 6 occupancy sensing requirements

### Programmable Digital Timer

Description	Rating	Cat. No.	Color
Programmable Digital Indoor Timer, wallplate included	120VAC — 15A Resistive, 10A Ballast, 1200W LED lamp driver, 8A Tungsten, 1/4 HP Motor, 360VA Pilot duty	TS300-0D	W
	277VAC — 15A Resistive, 10A Ballast		



TS300

## Decora® PIR Occupancy, Vacancy, Motion and Humidity Sensor Light Switches

Leviton's line of Decora® Motion Sensors provides a cost-effective solution for all your residential needs. The devices offer flexible single pole or 3-way installation options, including wiring with a neutral or by using an earth ground connection, and a slim profile for ease of installation. These features make them ideal for new construction and for retrofit in older wallboxes with limited space.

### Features and Benefits

- Automatic-ON or Manual-ON models available
  - Leaded terminals for easier installation
  - Programmable without removing the wallplate or faceplate
  - Shallow design easily fits in the wallbox
  - Controls LED, CFL, Incandescent, Halogen, Magnetic Low Voltage, Electronic Low Voltage or Motor loads
  - Provides 180° Field-of-View, 900 sq. ft. coverage
  - Low profile design blends in with walls for a discreet appearance
  - Ambient light override prevents occupancy sensors from switching the lights ON when there is ample natural sunlight
  - Adjustable delayed OFF time which can be set for 1 minute, 5 minutes, 10 minutes or 20 minutes
  - Adjustable Range (sensitivity) to fit various coverage areas
  - Contemporary styling in line with Leviton's Decora® wiring devices
  - Compatible with Decora Plus™ screwless wallplates
  - Color change faceplates available
  - Occupancy models have setting to switch to a vacancy sensor for a specific activity or to meet code requirements
  - Can be used to comply with 2022 California Title 24, Part 6 Vacancy Control Device Requirements
- DOS02, DVS02, DOS05, DVS05**
- Flexible wiring can be connected to Neutral wire if Neutral is present in the wallbox or Earth ground if no Neutral wire is present in the wallbox
  - Interchangeable line and load wires
  - DOS05 and DVS05 are Single Pole or 3-way when used with a single pole or 3-way switch
- DOS15, DVS15**
- Requires a Neutral wire for installation
  - Single Pole or 3-way when used with a DDOSR Switch Companion, or can be used in 3-way with an additional DOS15 or DVS15 sensor
- DOD05**
- Flexible wiring can be connected to Neutral wire if Neutral is present in the wallbox or Earth ground if no Neutral wire is present in the wallbox
  - DOD05 are Single Pole/Single Pole
  - Countdown timer on each load

Continued on next page

## Decora® PIR Occupancy, Vacancy Motion Sensors

Decora® Residential Grade Wall Switch Infrared Motion Sensors			
Description	Cat. No.	Color	Rating
Decora® Wall Switch PIR Motion Sensor, Relay Occupancy Sensor, single pole, 180° Field-of-View, 900 sq. ft. coverage	DOS02-0L	W	150W LED/CFL, 250W Inc/Halogen, 250VA ELV, 200VA MLV, 2A Resistive
	DOS02-1L	I, T	
Decora® Wall Switch PIR Motion Sensor, Relay Vacancy Sensor, single pole 180° Field-of-View, 900 sq. ft. coverage	DVS02-1L	W	
Decora® Wall Switch PIR Motion Sensor, Relay Occupancy Sensor, single pole/3-way, 180° Field-of-View, 900 sq. ft. coverage	DOS05-1L	Z	300W LED/CFL, 600W Inc/Halogen, 400VA ELV/MLV, 1/4 HP Motor, 5A Resistive
	DVS05-1L		
Decora® Wall Switch PIR Motion Sensor, Relay Occupancy Sensor, single pole/multi-sensor/multi-way, 180° Field-of-View, 900 sq. ft. coverage	DOS15-1L		600W LED/CFL, 1800W Inc/Halogen, 1200VA ELV/MLV/FL, 1/2 HP Motor, 15A Resistive
	DVS15-1L		
Decora® Wall Switch PIR Motion Sensor, Relay Vacancy Sensor, single pole/multi-sensor/multi-way, 180° Field-of-View, 900 sq. ft. coverage	DVS15-1L		
Decora® Combination Wall Switch PIR Motion Sensor and Fan Control, Single Pole	DOD05-1L	W	<p><b>Fan Load (Blue Wire)</b>                      1/4 HP Fan                      300W LED/CFL                      600W Inc/Halogen                      400VA MLV/ELV</p> <p><b>Light Load (Red Wire)</b>                      150W LED/CFL                      250W Inc/Halogen                      200VA MLV                      250VA ELV                      2A Resistive</p>



DOS02



DOD05

Companion Devices for 3-Way or More applications			
Description	Cat. No.	Color	Rating
Decora Smart® Switch Companion with LED locator for use in 3-way or more applications when used with the DOS15 or DVS15 Sensor	DDOSR-DL	Z	120V/277V 60Hz

Continued on next page



Continued from previous page

## Decora® Residential Grade Wall Switch Humidity Sensor and Fan Controls

### Features and Benefits

- Automatically detects rising humidity and activates ventilation fan
- Manual ON option to address immediate ventilation needs
- Replaces a single pole switch for control of a ventilation fan or a fan/light combination, or a combination switch for separate control of fan and lighting
- For use with ventilation fans up to ¼ HP
- Compatible with LED, CFL, Incandescent, Halogen, MLV and ELV lighting loads
- Flexible wiring can be connected to Neutral wire if Neutral is present in the wallbox; or to Earth ground if no Neutral wire is present in the wallbox
- Interchangeable line and load wires (DHS05 model only)
- Microprocessor control with digital sensing technology
- Zero Cross turn-on technology extends the life of switching relays
- Advanced sensing enhances detection when the room is occupied and minimizes false triggers when unoccupied
- User adjustable settings are easy to program by pressing sensor's push pad, no tools required
- Operating Modes for bath fan, air cycle and humidistat
- Test mode to help determine proper sensor placement and setting adjustments that need to be made for optimal operation
- Can be used to comply with the requirements of 2019 and 2022 California Title 24, Part 6, Indoor Air Quality and Mechanical Ventilation
- Can be used to comply with the requirements of 2022 CALGREEN, Part II, Indoor Air Quality and Exhaust
- Meets requirements of ASHRAE 62.2
- Compatible with Decora® and Decora Plus™ wallplates
- Color change faceplates available

### Decora® Residential Grade Wall Switch Humidity Sensor and Fan Controls

Description	Cat. No.	Color	Rating
Humidity Sensor and Fan Control, Single Pole	DHS05-1L	W, I, T	300W LED/CFL 600W Inc/Halogen 400VA ELV/MLV 1/4 HP Motor
Combination Humidity Sensor and Fan Control with Light Switch, Single Pole	DHD05-1L	W	<b>Fan Load (Blue Wire)</b> 1/4 HP Fan 300W LED/CFL 600W Inc/Halogen 400VA MLV/ELV  <b>Light Load (Red Wire)</b> 150W LED/CFL 250W Inc/Halogen 200VA MLV 250VA ELV 2A Resistive



DHS05-W



DHD05-W

### Color Change Faceplates for Decora® Motion and Humidity Sensors

Description	Cat. No.	Color
Faceplates for Sensors DOSxx, DVSxx, DHS05, no icons	DOSKT-00	W, I, T, G, E, B
Faceplates for Combination Sensors DOD05 and DHD05, no icons	DHDKT-00	

### Color

To order colors, add suffix to basic Cat. No. Products with suffix Z include White, Ivory and Light Almond. Color Change Faceplates available in the following colors: White (-W), Ivory (-I), Light Almond (-T), Black (-E), Gray (-G) and Brown (-B).

Continued on next page

Continued from previous page

### Decora® Commercial Wall Switch Infrared Occupancy and Vacancy Sensors

#### Features and Benefits

##### All ODS Wall Switch Sensors

- Leviton wall switch sensors are designed for operation in a variety of voltages, reducing the need for additional SKUs
- Photocell with ambient light override prevents these devices from switching lights ON when there is ample natural sunlight
- Push-button manual override is used to turn lights ON at any time, regardless of the override setting
- 180° field of view, 2100 sq. ft. of coverage
- One unit can be used for 120V or 277VAC 60Hz incandescent, low voltage and fluorescent lighting with either magnetic or electronic ballasts, and motor loads
- Exclusive dual PIR sensors
- Patented adjustable blinders
- Vandal-resistant Fresnel lens
- Fits in standard wallbox; gangable
- Elegant Decora® wallplate
- Vacancy sensors feature auto-OFF switching on vacancy after manual-ON switch and can be used to comply with ASHRAE 90.1 and 2022 California Title 24, Part 6 occupancy sensing requirements and NYC L48
- Auto-ON/Auto-OFF only sensors prevents an occupant from being able to turn the lights OFF
- Lev-Lok® sensors combine the energy savings of wall switch sensors and time saving Lev-Lok® wiring technology
- Backed by a limited 5-year warranty

##### ODS10-ID PIR Occupancy Sensor

- For use in enclosed offices, storage rooms, copier rooms and closets
- Delayed-OFF time settings: 10, 20 and 30 minutes with 30-second test mode

##### Dual-Relay PIR Occupancy Sensors

- Ideal for classrooms, multimedia and conference rooms, day care centers, office, and lounges
- Exclusive automatic “Walk-Through” sensing
- Provides automatic switching for 2 separate banks of fluorescent, incandescent, or low-voltage lighting from a single unit
- Delayed-OFF time interval (10, 20 and 30 minutes) compensates for real-time occupancy patterns, preventing unnecessary ON/OFF switching — with 30-second test mode
- Backed by a limited 5-year warranty

##### ODS06-ID PIR Occupancy Sensor

- For use in small offices, conference rooms and lounges
- Delayed -OFF time settings: 10, 20, and 30 minutes with 30 second test mode

#### Commercial Grade Decora® Wall Switch Infrared Occupancy and Vacancy Sensors\*

Description	Cat. No.	Color	Rating	Coverage
Decora® Wall Switch PIR Occupancy Sensor	ODS06-ID	W, I	Incandescent: 600W @ 120V. Fluorescent: 800VA @ 120V, 1500VA @ 277V. 50/60Hz. Motor: 1/4HP @ 120V	180°, 2100SF
Decora® Wall Switch PIR Occupancy Sensor	ODS06-IN			
Decora® Wall Switch PIR Occupancy Sensor 347V Only Model	ODS10-I3	W	Incandescent: 3470W @ 347V. Fluorescent: 3470W @ 347V. 50/60/Hz. Motor: 1/4HP @ 347V	
Decora® Wall Switch PIR Occupancy Sensor	ODS10-ID	W, I, T, G, E, R	Incandescent: 800W @ 120V. Fluorescent: 1200VA @ 120V, 2700VA @ 277V. For 60Hz AC only. Motor: 1/4HP @ 120V	
Decora® Wall Switch PIR Occupancy Sensor with Self-Adaptive Technology	ODS15-ID	W, I, T, G, E	Incandescent: 1800W @ 120V. Fluorescent: 1800VA @ 120V, 4000VA @ 277V. 50/60Hz. Motor: 1/4HP @ 120V	
Protective Cage for Wall Switch Sensors	OSWWG-P0W	W	—	—

Continued on next page



ODS06-INW/ODS06-IDW  
ODS10-IDW



ODS06-IDW

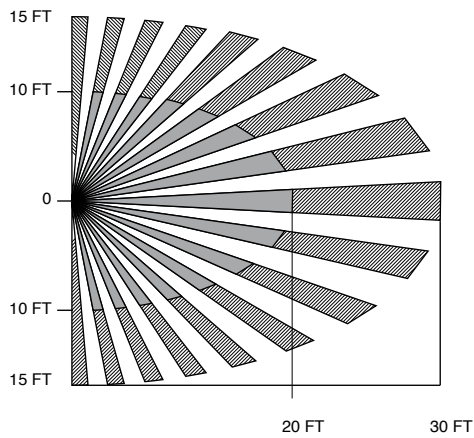
Continued from previous page

## Decora® Wall Switch - Lev-Lok® Models, 20A

Description	Cat. No.	Color	Rating
Decora® Wall Switch PIR Occupancy Sensor - Lev-Lok® Model	MDS10-ID	W, I, T, G, E	Incandescent: 800W @ 120V Fluorescent: 120VA @ 120V, 2700VA @ 277V 50/60Hz Motor: 1/4HP @ 120V
Decora® Wall Switch PIR Occupancy Sensor - Lev-Lok® Model	MDS15-ID		
Decora® Wall Switch Multi Technology Occupancy Sensor with No Neutral - Lev-Lok® Model	MSSMT-GD		Incandescent/Tungsten: 800W @ 120V Fluorescent: 1200VA @ 120V, 2700VA @ 277V 60Hz Motor: 1/4HP @ 120V

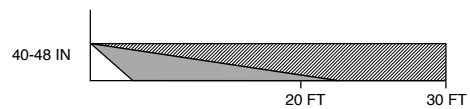
## Field of View for Decora® Wall Switch Infrared Occupancy and Vacancy Sensors

Field-of-View (Horizontal)



- Major motion coverage 900ft<sup>2</sup>
- Minor motion coverage 400ft<sup>2</sup>

Field-of-View (Side, Vertical)



## Decora® Commercial Wall Switch Multi-Technology Occupancy and Vacancy Sensors

Convenient switch and occupancy sensor combo in sleek Decora® unit. Advanced passive infrared technology provides highly accurate monitoring in a variety of commercial applications. The OSSMD and OSSMT combines passive infrared and ultrasonic technologies to provide maximum sensitivity with immunity to false triggering.

### Features and Benefits

- Leviton Wall Switch Sensors are designed for operation in a variety of voltages, reducing the need for additional SKUs

#### OSSMT-MD, OSSMT-GD, OSSMD-MA, OSSMD-GA

- OSSMT ideal for private and Executive offices, conference rooms, storage areas, restrooms, classrooms, lounges, and training areas — or other areas where minor motion is likely to occur
- OSSMD ideal for bi-level offices, partitioned areas and restrooms — or other areas where minor motion is likely to occur
- Photocell with ambient light override prevents lights from turning on when there is ample natural light
- Manual override turns lights on at any time, regardless of override setting
- Exclusive automatic “walk-through” sensing increases energy savings by shutting lights within 2 1/2 minutes after momentary occupancy
- Manual delayed-off-time settings: (10, 20, and 30 minutes) compensates for real-time occupancy patterns, preventing unnecessary ON/OFF switching — with 30-second test mode
- Single-pole and 3-way wiring
- Adjustable integral blinders with 180° to 32° field-of-view
- Manual ON/Auto OFF operation for meets energy code requirements for 2022 California Title 24, Part 6
- Backed by a limited 5-year warranty

### Decora® Commercial Grade Wall Switch Multi-Technology (PIR & U/S) Occupancy and Vacancy Sensors\*

Description	Cat. No.	Color	Rating	Coverage
Decora® Wall Switch <b>Multi-Technology</b> Occupancy Sensor with Self-Adaptive Technology	OSSMT-MD	W, I, T, G, E, R	Incandescent/Tungsten: 800W @ 120V Fluorescent: 1200VA @ 120V, 2700VA @ 277V Motor: 1/4HP @ 120V/50/60Hz	180° 2400SF (222.97SM)
Decora® Wall Switch <b>Multi-Technology</b> Vacancy Sensor with Self-Adaptive Technology	OSSMT-TM	I, T		
Decora® Wall Switch <b>Multi-Technology</b> Occupancy Sensor with Self-Adaptive Technology - 347V Only Model	OSSMT-M3	W, I	Incandescent/Tungsten: 800W @ 120V Fluorescent: 1200VA @ 120V, 2700VA @ 277V, 1500VA @ 347V Motor: 1/4HP @ 120V	
Decora® Wall Switch <b>Multi-Technology</b> Occupancy Sensor with No Neutral	OSSMT-GD		Incandescent/Tungsten: 800W @ 120V. Fluorescent: 1200VA @ 120V, 2700VA @ 277V. Motor: 1/4HP @ 120V, 50/60Hz	
Decora® Wall Switch <b>Multi-Technology</b> Vacancy Sensor with No Neutral	OSSMT-GT	W, I, T, G, E, R		
Decora® Dual-Relay Wall Switch <b>Multi-Technology</b> Occupancy Sensor	OSSMD-MD	I, T	Primary Relay — Fluorescent 1200VA @ 120V, 2700VA @ 277V Incandescent: 800W @ 120V Secondary Relay — Fluorescent: 800VA @ 120V, 1200VA @ 277V; Incandescent: 800W @ 120V	

\*Consult with factory for 208, 220, 230, and 240V load ratings. Leviton sensors meet the following applicable agency listings: UL, cULus, ETL, CSA and NOM. See product data sheets for specific listings

Continued from previous page

Decora® Commercial Wall Switch Multi-Technology Occupancy and Vacancy Sensors

Decora® Commercial Grade Wall Switch Multi-Technology (PIR & U/S) Occupancy and Vacancy Sensors*				
Description	Cat. No.	Color	Rating	Coverage
Decora® Dual-Relay Wall Switch <b>Multi-Technology</b> Occupancy Sensor with No Neutral	OSSMD-GD	W, I, T, G, E, R	Primary Relay — Fluorescent 1200VA @ 120V, 2700VA @ 277V Incandescent: 800W @ 120V Secondary Relay — Fluorescent: 800VA @ 120V, 1200VA @ 277V; Incandescent: 800W @ 120V Motor: 1/4HP @ 120V, 50/60Hz	180° 2400SF (222.97SM)
Protective Cage for Wall Switch Sensors	OSWWG-P0W	W	—	—



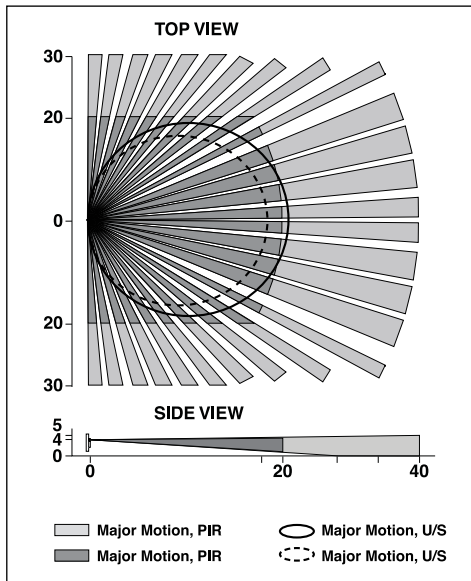
OSSMT-MD / OSSMT-GA / OSSMD-GT / OSSMT-GQ / MSSMT-GA



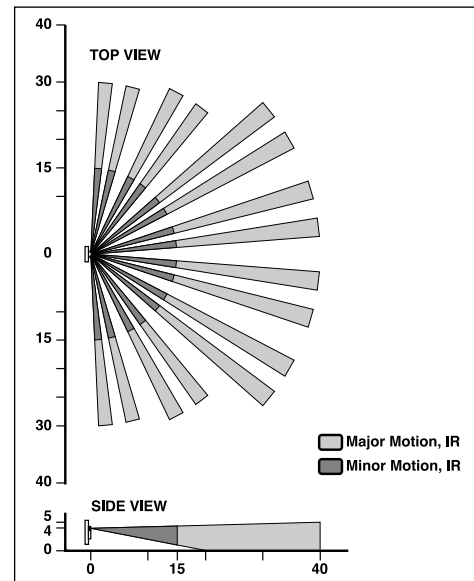
OSSMD-MA / OSSMD-GA

Field of View for Commercial Grade Decora® Wall Switch Occupancy and Vacancy Sensors

OSSMD/OSSMT (in feet)



ODSXX-ID/OSSXX-ID/ODSOD (in feet)



## Smart Wallbox Sensors

Smart Wallbox Sensors combine occupancy/vacancy sensing with 0-10V dimming or ON/OFF switching control to deliver a simple solution for easy energy savings, local control and code compliance. Enable and configure additional features with the Smart Sensor App.

### Features and Benefits

- Integrates occupancy/vacancy sensing and 0-10V dimming (ODD10-IDx/ODD24-IDW) or ON/OFF switching (ODS15-IDx/ODS15-I1x/ODS15-GDx)
- Vacancy mode for Manual-ON/Auto-OFF operation
- Easy programming and configuration out-of-the-box default mode for auto-ON/auto-OFF operation with a 10-minute timeout as well as convenient pushbutton programming for common applications
- Use the Leviton Push to Pair (P2P) process to create a multi-way system for up to 5 devices
- Enable multi-way capabilities with an OTA update for all models
- App programmable for easy advanced configuration using the Smart Sensor App:
  - Select the operating mode (occupancy/vacancy)
  - Adjust sensor sensitivity and timeouts
  - Enable the integrated photocell for daylighting hold-OFF
  - Activate the nightlight feature with a wide selection of RGB colors
  - Customize the LED indicator and locator lights
  - Name sensors within the App to distinguish individual spaces
  - Create a security code to lock configuration settings
  - For dimming models, set partial-ON / partial-OFF levels and partial-OFF timeouts
- Can be used to comply with IECC, ASHRAE 90.1, and 2022 California Title 24, Part 6 occupancy/vacancy sensing and dimming (ODD10/ODD24/ODP10) or manual control (ODS15) requirements
- Multi-way with up to 5 devices
- Antimicrobial treated plastic to help keep surfaces cleaner and prevent microorganisms from degrading the product
- This product contains an antimicrobial agent to inhibit the growth of mold, mildew, fungus and odor-causing bacteria that cause discoloration, staining, deterioration or corrosion on the surface of the device in between normal cleanings
- For complete antimicrobial protection, use both Antimicrobial Smart Wallbox Sensor and Wallplate

### Smart Wallbox Sensors

Description	Coverage	Rating	Cat. No.	Color*
Smart <b>PIR</b> 0-10V Dimming Wallbox Sensor	180°, 1100SF (102SM)	120VAC, 60Hz General Purpose @ 120V: 10A General Purpose @ 277V: 10A LED/Electronic Ballast @ 120V: 8A LED/Electronic Ballast @ 277V: 5A Standard Ballast @ 120V, 277V: 10A Tungsten @ 120V, 277V: 6.67A Motor @ 120V: 1/4HP (FLA 5.8A) Motor @ 277V: 1/3HP (FLA 3.0)	ODD10-ID	W, I
Smart <b>PIR</b> 0-10V Antimicrobial Wall Switch Sensor			011-ODD10-IDW 012-ODD10-IDI	W I
Smart <b>PIR</b> 24V Dimming Wallbox Sensor		12-24VDC	ODD24-ID	W
Smart <b>PIR</b> Antimicrobial 24V Dimming Wallbox Sensor			011-ODD24-IDW	



ODD10/ODD24

\*Color Change Kits available for Black, Red, Gray, Light Almond and White.  
Leviton sensors meet the following applicable agency listings: UL, cUL, FCC, and ICC.  
See product data sheets for specific listings.

**Note:** Antimicrobial Wallplate sold separately. Order 80401-2AW, 1-Gang Decora® Antimicrobial Wallplate.

Continued on next page

Continued from previous page

Smart Wallbox Sensors				
Description	Coverage	Rating	Cat. No.	Color*
Smart <b>PIR</b> Wall Switch Sensor	180°, 1100SF (102SM)	General Purpose @ 120V, 277V: 20A	ODS15-GDW	W
		LED/Electronic Ballast @ 120V, 277V: 10A	ODS15-GDI	I
Smart <b>PIR</b> Antimicrobial Wall Switch Sensor		Standard Ballast @ 120V, 277V: 10A	030-ODS15-GDW	W
		Tungsten @ 120V, 277V: 6.67A	031-ODS15-GDI	I
		Motor @ 120V: 1/4HP (FLA 5.8A)	022-ODS15-IDW	W
		Motor @ 277V: 1/3HP (FLA 3.0)	018-ODS15-IDI	I
		No Neutral Required		
		General Purpose @ 120V: 20A	017-ODS15-I1W	W
		LED/Electronic Ballast @ 120V: 10A	019-ODS15-I1I	I
		Standard Ballast @ 120V: 10A		
	Tungsten @ 120V: 6.67A			
	Motor @ 120V: 1/4HP (FLA 5.8A)			
	Neutral Wire Required			
Smart <b>PIR</b> 1000W Dimming Wallbox Sensor		LED, CFL, Electronic Ballasts @ 120V 100W	ODP10-I1	W, I
		Magnetic Ballasts @ 120V 100W		
Smart <b>PIR</b> Antimicrobial 1000W Dimming Wallbox Sensor		Resistive, Tungsten @ 120V 100W	011-ODP10-I1W	W
		Motor @ 120V Not rated for use	012-ODP10-I1I	I



ODS15



ODP10

\*Color Change Kits available for Black, Red, Gray, Light Almond and White. Leviton sensors meet the following applicable agency listings: UL, cUL, FCC, and ICC. See product data sheets for specific listings.

**Note:** Antimicrobial Wallplate sold separately. Order 80401-2AW, 1-Gang Decora® Antimicrobial Wallplate.

Smart Multi-Tech Wallbox Sensors				
Description	Coverage	Rating	Cat. No.	Color*
Smart <b>Multi-Technology</b> Wallbox Sensor	180°, 1100SF (102SM)	General Purpose @ 120V, 277V: 20 A	ODSMT-MD	W, I
		LED/Electronic Ballast @ 120V, 277V: 20A LED/Electronic Ballast @ 120, 277V: 10A Standard Ballast @ 120V, 277V: 10A Tungsten @ 120V, 277V: 6.67A Motor @ 120V: 1/4 HP (FLA 5.8 A) Motor @ 277V: 1/3 HP (FLA 3.0)		
Smart <b>Multi-Technology</b> 0-10V Dimming Wallbox Sensor		General Purpose @ 120V, 277V: 10 A	ODDMT-MD	
		LED/Electronic Ballast @ 120V: 8A LED/Electronic Ballast @ 277V: 5A Standard Ballast @ 120V, 277V: 10 A Tungsten @ 120V, 277V: 6.6 A Motor @ 120V: 1/4 HP (FLA 5.8 A) Motor @ 277V: 1/3 HP (FLA 3.0)		
Smart <b>Multi-Technology</b> 24V Dimming Wallbox Sensor		12-24VDC	ODDMT-MLW	W
Smart <b>Multi-Technology</b> 120V 1000 W Dimming Wallbox Sensor		LED/Electronic Ballast @ 120V	ODP10-M1	W, I
		Magnetic Ballasts @ 120V Resistive, Tungsten @ 120V Motor @ 120V Not rated for use		
Smart <b>Multi-Technology</b> 1000 W Dimming Wallbox Sensor		LED/CFL, Electronic Ballast @ 120V, Magnetic Ballasts @120V, Resistive Tungsten @120V: 1000 W (Single Device), 680W (Two Devices), 600W (More Than Two Devices)	ODP10-I1	



ODSMT



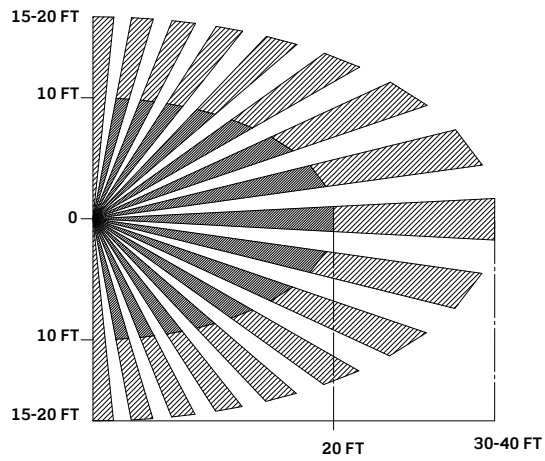
ODSMT

\*Color Change Kits available for Black, Red, Gray, Light Almond, Ivory and White.

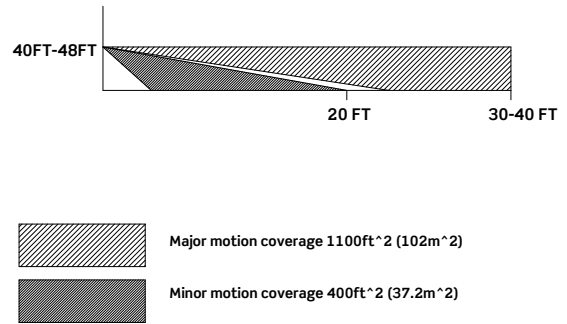
Lighting & Fan Speed Controls

## Field of View for Smart Wallbox Sensors

Field-of-View (Horizontal)



Field-of-View (Vertical)





## Architectural Lighting Controls

### Sapphire™ Room Controller

Sapphire™ Room Controllers provides the flexibility of a fully customizable user interface with the convenience of native controls from Leviton's Commercial Systems products. Sapphire™ Room Controllers are Leviton's premier touch screen offering occupancy/photocell sensing, full-range automatic dimming, color tuning and daylighting integration. Schedule holidays and daily lighting schedules from the touch screen.

#### Features and Benefits

- 7" capacitive touch screen
- Direct control of Leviton Hi-Fi over Ethernet
- Direct control of Leviton Switcher/Scaler over Ethernet
- User interface components
  - Tabs/pages
  - Buttons
  - Sliders
- Touch screen status updated from actual device status
- LumaCAN® connectivity
- Secure password protected administration
- Online/offline configuration and screen design through PC Tool
- Software and configuration updates through front panel USB memory stick
- Available faceplates: White, Light Almond and Black

#### LCD Applications

- Color tuning — 0-10V, DMX
- Conference room control
- Building supervisor control panel
- Classroom control
- Executive office control
- Ballroom control
- Anywhere touch-interface is desired

#### Room Controller Details

- (2) low voltage/analog inputs for connecting of occupancy sensors, photocells, etc.
- Receives input signals for automatic dimming and daylighting within the space
- Allows for closed loop daylight harvesting

#### Scheduler Details

- 7 day scheduler
- (2) custom, user-defined holiday exception calendars for convenience, and can be used to comply with IECC, ASHRAE 90.1, and 2022 California Title 24, Part 6 scheduling requirements
- Astronomical time clock and special event calendar
- Incorporate color tuning strategies for circadian rhythm simulation that can continuously run in the background without any scheduled events

#### AV Controls

- Set scenes for different usage scenarios with the press of a button
- Set audio zone levels
- Select video source
- Utilizes Bluetooth integration to stream music directly into a system via a smartphone or tablet, or from traditional CD players and MP3 docks

#### Slider Details

- Configurable caption
- Supports only set channel/group level commands

#### Button Details

- Button Operating Modes
  - Toggle
  - Press/release
  - Preset group
- Configurable caption
- All network commands supported

#### Network Commands

- Administrative Functions
  - Network setup
  - Log file import/export
  - Configuration update
  - Snapshot record
  - Snapshot edit
- Set channel level
- Set group level
- Fade stop
- Room combine/separate
- Fade rate or fade time
- Raise/lower
- Turn audio zone ON/OFF (Hi-Fi)
- Set audio zone level (Hi-Fi)
- Select audio zone source (Hi-Fi)
- Select video source (Switcher/Scaler)
- Projector ON/OFF (BC4)

Continued on next page

Continued from previous page

## Sapphire™ Room Controllers

Description	Cat. No.
7" Touch Screen, capacitive interface, no faceplate included	TS007-000
7" Touch Screen Color Change Kit, Black faceplate	TS007-COE
7" Touch Screen Color Change Kit, Light Almond faceplate	TS007-COT
7" Touch Screen Color Change Kit, White faceplate	TS007-COW
7" Touch Screen Locking Cover, Black	TS007-LCE
4 Gang box	BBG04-000
4 Gang raised device ring for use with BBG04-000	WPG04-DR0
+24VDC, 1A, 30W 100-277VAC input DIN Rail Power Supply. UL, CUL & CE. Terminals on input and output	PST24-I10



Sapphire™ with Black Faceplate



Sapphire™ user interface — Administration



Sapphire™ user interface — Conference Room



Sapphire™ user interface — Gym

## Switcher/Scaler

The Leviton Switcher/Scaler (SS0AV) is a high-performance scaler with 9 video input interfaces to switch or scale to HDMI/HDBaseT outputs. Use with the Sapphire™ Touch Screen for integrated control of lighting and AV systems.

### Features and Benefits

- (9) video inputs: x (1) Analog, (1) Component, (2)VGA, (3) HDMI, (1) DisplayPort, (1) HDBaseT
- (1) video output on HDMI or an HDBaseT port
- (9) analog audio inputs: unbalanced stereo audio, 20Hz-20KHz
- (1) balanced stereo line out or stereo speaker output with 2x20W@4Ω or 2x10W@8Ω, or HDMI audio out
- 8-level volume control per audio input, 100-level volume control for audio output
- Maximum input/output resolution up to WUXGA (1920 x 1200)
- Seamless audio and video switching — no black screen or fragments
- HDMI 1.3a, HDCP1.3, DisplayPort 1.1
- Audio can be mixed or separated from HDMI input and HDMI output
- EDID management for rapid integration of sources and displays
- Control method: front panel, RS-232, Ethernet, Sapphire Touch Screen
- Web interface for configuration

### Switcher/Scaler

Description	Cat. No.
Switcher/Scaler (9) video inputs, (1) video output, HD15, HDBaseT; (1) HDMI and HDMT Output	SS0AV-091



Switcher Scaler Front




Switcher Scaler Back

## Power Extenders

Leviton power extenders allow higher and different types of loads to be controlled by dimmers and architectural dimming systems than would otherwise be possible. A variety of models are available for all types of lighting loads.

### PE100 (Exploded View)



Extruded aluminum heat sink to dissipate heat

Low-end trim adjustment

LED for "load on" notification

### Features and Benefits



- Emulate characteristics of connected dimmers in terms of dimming range and resolution
- Available low-end trim for setting minimum brightness level
- Most models can be surface or flush-mounted
- UL Listed

### Standard Power Extenders

Description	Cat. No.	Rating	Color
Extends dimming zone capacity for incandescent, magnetic low-voltage, halogen, or neon/cold cathode lighting	PE100-10W	Input Voltage: 120V 50/60Hz* Load Rating: 960VA LED, 1920W/VA Incandescent Dimmer Input: 120V 50/60Hz	White



PE100/200/400/AUX/AU7

## Power Extenders

Standard Power Extenders			
Description	Cat. No.	Rating	Color
Extends dimming zone capacity for Mark 10® Powerline™, Hi-Lume®, Lutron Tu-Wire® or equivalent dimmable fluorescent ballasts	PE200-10W	Input Voltage: 108VAC to 305VAC, 60Hz Load Rating: 960VAC 120VAC LED, 1920VA @120VAC Fluorescent Dimmer Input: 120V 50/60Hz	White
Extends dimming zone capacity for Mark 10® Powerline™, Hi-Lume®, Lutron Tu-Wire® or equivalent dimmable fluorescent ballasts	PE200-70W	Input Voltage: 277V 50/60Hz* Load Rating: 1920VA@120VAC Fluorescent, 3000VA @277VAC Fluorescent Dimmer Input: 120V 50/60Hz	White
Extends dimming zone capacity for Mark 7™ 0-10V, Lutron 0-10V, OSRAM Sylvania Quicktronic® Helios™, or equivalent ballasts	PE300-D0W	Input Voltage: 108VAC to 305VAC, 60Hz Load Rating: 20A-2400VA@ 120VAC, Power Consumption: 5500VA @ 277VAC Output Ballast Control: 6W @ 120VAC, 18W @ 277VAC Dimmer Input: 0-10VDC, 200mA 120V 60Hz	Metallic Silver
Extends dimming zone capacity for electronic low voltage or incandescent lighting	PE400-10W	Input Voltage: 120VAC 50/60Hz* Load Rating: 500VA LED, 1000W/VA Incandescent Dimmer Input: 120V 60Hz	White
Incandescent and Magnetic Low Voltage	PEAUX-12W	Input Voltage: 120-230VAC 50/60Hz* Load Rating: 1920W/VA @ 120VAC, 2300W/VA @230VAC Dimmer Input: 120V 50/60Hz	White



PE300-D0W

\*Load output power is phase independent of control device

## 0-10V Reverse Phase Power Extender

The Leviton 0-10V Reverse Phase Power Extender (PE500) converts a 0-10V dimming signal to control a fixed line voltage output. One PE500 is used per fixture run up to the maximum wattage of 450W with a 120V load and up to 1,000W on a 277V load. The PE500 mounts directly into a junction box and is plenum rated for easy installation.

### Features and Benefits


- Converts 0-10V sinking control signals to 120/277V reverse phase control
- Direct J-box mountable
- 120V and 277V compatible
- Auto-sensing voltage switch
- 450W @ 120V, 1,000W @ 277V
- Plenum rated
- One PE500 per fixture run

### Reverse Phase Power Extender

Description	Cat. No.	Rating	Color
0-10V Reverse Phase Power Extender	PE500-DOE	Input Voltage: 110-120VAC, 277VAC, 60Hz Load Rating: 450W/VA @ 110-120V, 1000W/VA @ 277V Input Current: 3.8A Dimming Control: 110-120VAC, 277VAC; converted from 0-10V Controller	White



PE500

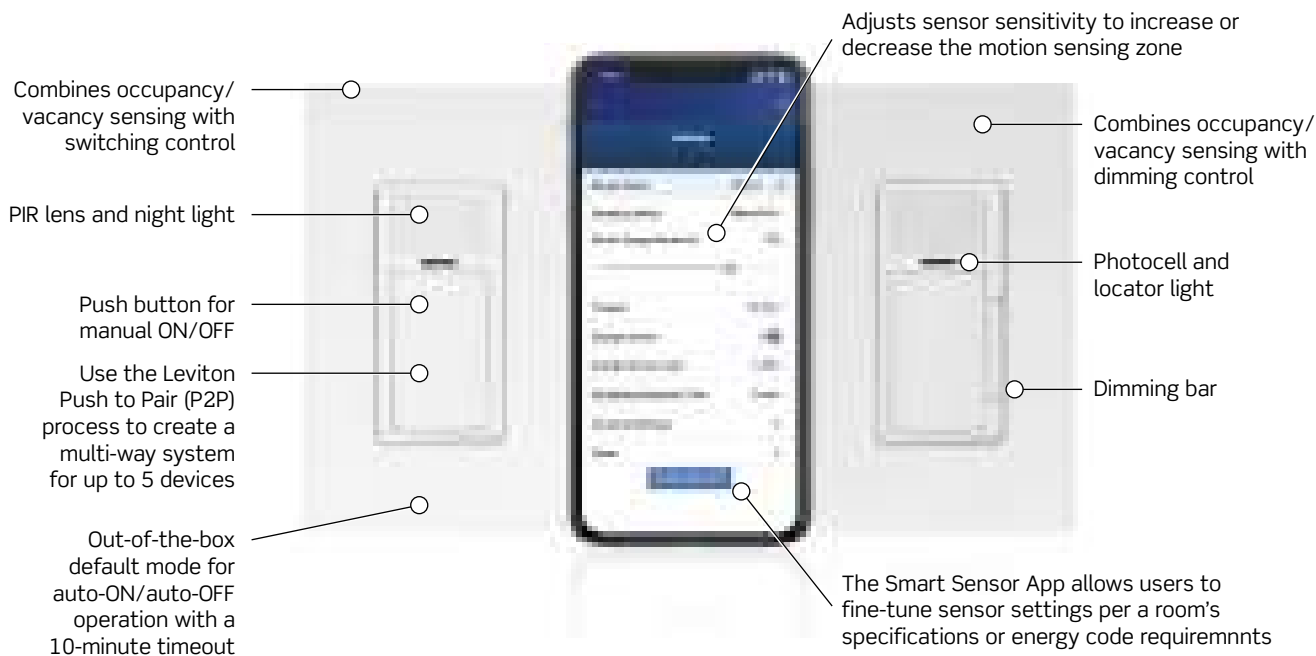


Sensing Control .....	M-2
Smart Wallbox Sensors .....	M-3
Wall Switch Sensors .....	M-6
Humidity Sensors .....	M-7
Provolt™ Self-Contained Sensors .....	M-16
Line Voltage Sensors .....	M-21
Low Voltage Sensors .....	M-26
Power Packs and Power Base Adapter .....	M-33
Photocells .....	M-37
Room Control .....	M-40
Provolt™ Room Controller (PRC) .....	M-40
Hospitality Key Card Switches .....	M-42
Integrated Room Control (IRC)	
Energy Management System .....	M-43
Lumina™ RF Wireless	
Room Control System .....	M-45
Sapphire™ Room Controller .....	M-48
Switcher/Scaler .....	M-50
Centralized Control .....	M-51
GreenMAX® Relay Control Panels .....	M-51
Track Light Limiting Panel (TLLP) .....	M-59
Smart IP66 PIR Integrated Fixture	
Mount Sensors .....	M-60
Integrated Fixture Controls .....	M-62
Integrated Fixture Controls .....	M-62
GreenMAX® DRC Room Control System .....	M-67
VerifEye™ Submetering Solutions .....	M-75

## Occupancy/Vacancy Sensing Control

Leviton offers a wide selection of occupancy and vacancy sensors for residential and commercial applications. From wall and ceiling mounted to wall switch and wireless, with passive infrared, ultrasonic or multi-technology sensing; Leviton sensors provide smart energy saving solutions for both indoor and outdoor use.

### Wall-Switch Occupancy Sensor ODSI0



## Definition of Occupancy, Vacancy, Motion and Humidity Sensors

Type of Sensor	Definition
<b>Occupancy</b>	A device with which the lights/load automatically turn ON when motion is detected within an area and automatically OFF after a designated period of time passes from the point the area was vacated.
<b>Vacancy</b>	A device with which the lights/load must be manually turned ON but will automatically turn OFF after a designated period of time passes from the point the area was vacated.
<b>Motion</b>	An occupancy sensor used for exterior areas.
<b>Humidity</b>	Detects excess humidity in a room and activates the ventilation fan to lesson condensation, will automatically turn OFF the fan when the humidity level has dropped.

**Color Choices** Occupancy Sensing control devices are offered in a wide range of colors. To order colors, add suffix to Cat. No.



**Note:** Not all models come in all colors. Color Change Faceplates available for specific devices. See listings for details

## Smart Wallbox Sensors

Smart Wallbox Sensors combine occupancy/vacancy sensing with 0-10V dimming or ON/OFF switching control to deliver a simple solution for easy energy savings, local control and code compliance. Enable and configure additional features with the Smart Sensor App.

### Features and Benefits

- Integrates occupancy/vacancy sensing and 0-10V dimming (ODD10-IDx/ODD24-IDW/ODDMT) forward phase cut dimming (ODP10) or ON/OFF switching (ODS15-IDx/ODS15-I1x/ODS15-GDx/ODSMT)
- Vacancy mode for Manual-ON/Auto-OFF operation
- Easy programming and configuration out-of-the-box default mode for auto-ON/auto-OFF operation with a 10-minute timeout as well as convenient pushbutton programming for common applications
- Use the Leviton Push to Pair (P2P) process to create a multi-way system for up to 5 devices
- Enable multi-way capabilities with an OTA update for all models
- App programmable for easy advanced configuration using the Smart Sensor App:
  - Select the operating mode (occupancy/vacancy)
  - Adjust sensor sensitivity and timeouts
  - Enable the integrated photocell for daylighting hold-OFF
  - Activate the nightlight feature with a wide selection of RGB colors
  - Customize the LED indicator and locator lights
  - Name sensors within the App to distinguish individual spaces
  - Create a security code to lock configuration settings
  - For dimming models, set partial-ON / partial-OFF levels and partial-OFF timeouts
- Multi-way with up to 5 devices
- Can be used to comply with IECC, ASHRAE 90.1, and 2022 Title 24, Part 6 occupancy/vacancy sensing and dimming (ODD10/ODD24/ODP10/ODDMT) or manual control (ODS15) requirements
- Antimicrobial treated plastic to help keep surfaces cleaner and prevent microorganisms from degrading the product
- This product contains an antimicrobial agent to inhibit the growth of mold, mildew, fungus and odor-causing bacteria that cause discoloration, staining, deterioration or corrosion on the surface of the device in between normal cleanings

Smart Wallbox Sensors				
Description	Coverage	Rating	Cat. No.	Color*
Smart <b>PIR</b> 0-10V Dimming Wallbox Sensor	180°, 1100SF (102SM)	General Purpose @ 120V: 10A General Purpose @ 277V: 10A LED/Electronic Ballast @ 120V: 8A LED/Electronic Ballast @ 277V: 5A Standard Ballast @ 120V, 277V: 10A	ODD10-ID	W, I
Smart <b>PIR</b> 0-10V Antimicrobial Wall Switch Sensor		Tungsten @ 120V, 277V: 6.67A Motor @ 120V: 1/4HP (FLA 5.8A) Motor @ 277V: 1/3HP (FLA 3.0)	011-ODD10-IDW 012-ODD10-IDI	I
Smart <b>PIR</b> Wallbox Sensor		General Purpose @ 120V, 277V: 20A LED/Electronic Ballast @ 120V, 277V: 10A Standard Ballast @ 120V, 277V: 10A Tungsten @ 120V, 277V: 6.67A Motor @ 120V: 1/4HP (FLA 5.8A) Motor @ 277V: 1/3HP (FLA 3.0) No Neutral Required	ODS15-GD	W*
Smart <b>PIR</b> Wall Switch Sensor		General Purpose @ 120-277VAC, 60Hz LED/Electronic Ballast @ 120V, 277V: 10A Standard Ballast @ 120V, 277V: 10A Tungsten @ 120V, 277V: 6.67A Motor @ 120V: 1/4HP (FLA 5.8A) Motor @ 277V: 1/3HP (FLA 3.0) Neutral Required	ODS15-ID	W, I*



ODD10/ODD24

\*Color Change Faceplates available for Black, Red, Gray, Light Almond and White.  
Leviton sensors meet the following applicable agency listings: UL, cUL, FCC, and ICC.  
See product data sheets for specific listings.

**Note:** Antimicrobial Wallplate sold separately. Order 80401-2AW, 1-Gang Decora Antimicrobial Wallplate

Continued on next page

# Room Control

Smart Wallbox Sensors | Commercial



Continued from previous page

M Energy Management

Smart Wallbox Sensors				
Description	Coverage	Rating	Cat. No.	Color*
Smart <b>PIR</b> Wall Switch Sensor	180°, 1100SF (102SM)	General Purpose @ 120-277VAC, 60Hz LED/Electronic Ballast @ 120V, 277V: 10A Standard Ballast @ 120V, 277V: 10A Tungsten @ 120V, 277V: 6.67A Motor @ 120V: 1/4HP (FLA 5.8A) Motor @ 277V: 1/3HP (FLA 3.0) Neutral Required	ODS15-I1	W, I*
Smart <b>PIR</b> Antimicrobial Wall Switch Sensor		General Purpose @ 120V, 277V: 20A LED/Electronic Ballast @ 120V, 277V: 10A Standard Ballast @ 120V, 277V: 10A Tungsten @ 120V, 277V: 6.67A Motor @ 120V: 1/4HP (FLA 5.8A) Motor @ 277V: 1/3HP (FLA 3.0) No Neutral Required	030-ODS15-GDW	W
			031-ODS15-GDI	I
			022-ODS15-IDW	W
			018-ODS15-IDI	I
			017-ODS15-I1W	W
			019-ODS15-I1I	I
Smart <b>PIR</b> 24V Dimming Wallbox Sensor	12-24VDC		ODD24-ID	W*
Smart <b>PIR</b> Antimicrobial 24V Dimming Wallbox Sensor			011-ODD24-IDW	
Smart <b>PIR</b> 1000W Dimming Sensor		General Purpose @ 120V: 20A LED/Electronic Ballast @ 120V Magnetic Ballasts @ 120V Resistive, Tungsten @ 120V Motor @ 120V Not rated for use	ODP10-I1**	W, I
Smart <b>PIR</b> Antimicrobial 1000W Dimming Wallbox Sensor			011-ODP10-I1W	W
			012-ODP10-I1I	I



ODS15



OPD10

\*Color Change Faceplates available for Black, Red, Gray, Light Almond and White.  
Leviton sensors meet the following applicable agency listings: UL, cUL, FCC, and ICC.  
See product data sheets for specific listings.

**Note:** Antimicrobial Wallplate sold separately. Order 80401-2AW, 1-Gang Decora Antimicrobial Wallplate



Smart Multi-Tech Wallbox Sensors				
Description	Coverage	Rating	Cat. No.	Color*
Smart <b>Multi-Technology</b> Wallbox Sensor	180°, 1100SF (102SM)	General Purpose @ 120V, 277V: 20 A LED/Electronic Ballast @ 120V, 277V: 20A LED/Electronic Ballast @ 120, 277V: 10A Standard Ballast @ 120V, 277V: 10A Tungsten @ 120V, 277V: 6.67A Motor @ 120V: 1/4 HP (FLA 5.8 A) Motor @ 277V: 1/3 HP (FLA 3.0)	ODSMT-MD	W, I
Smart <b>Multi-Technology</b> 0-10V Dimming Wallbox Sensor		General Purpose @ 120V, 277V: 10 A LED/Electronic Ballast @ 120V: 8A LED/Electronic Ballast @ 277V: 5A Standard Ballast @ 120V, 277V: 10 A Tungsten @ 120V, 277V: 6.6 A Motor @ 120V: 1/4 HP (FLA 5.8 A) Motor @ 277V: 1/3 HP (FLA 3.0)	ODDMT-MD	
Smart <b>Multi-Technology</b> 24V Dimming Wallbox Sensor		12-24VDC	ODDMT-MLW	W
Smart <b>Multi-Technology</b> 120V 1000 W Dimming Wallbox Sensor		LED/Electronic Ballast @ 120V Magnetic Ballasts @ 120V Resistive, Tungsten @ 120V Motor @ 120V Not rated for use	ODP10-M1	W, I
Smart <b>Multi-Technology</b> 1000 W Dimming Wallbox Sensor		LED/CFL, Electronic Ballast @ 120V, Magnetic Ballasts @120V, Resistive Tungsten @120V: 1000 W (Single Device), 680W (Two Devices), 600W (More Than Two Devices)	ODP10-I1	



ODSMT

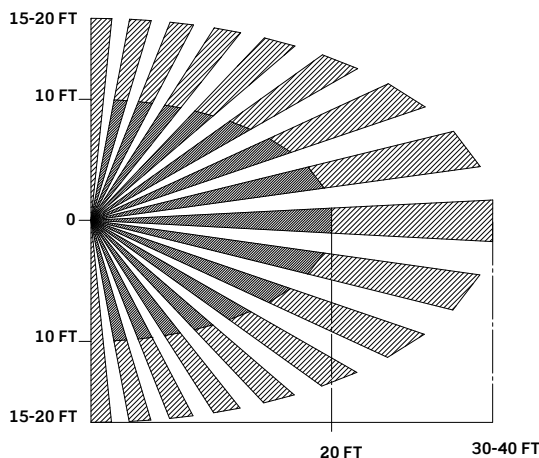


ODSMT

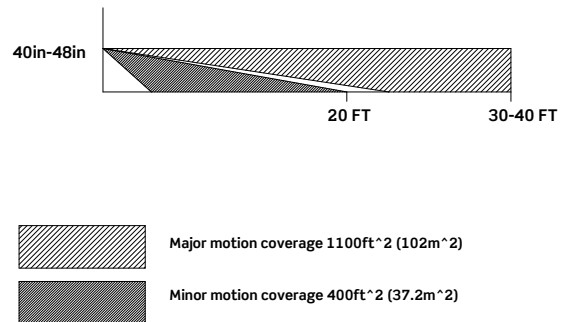
\*Color Change Kits available for Black, Red, Gray, Light Almond, Ivory and White.

## Field of View for Smart Wallbox Sensors

Field-of-View (Horizontal)



Field-of-View (Vertical)



## Decora® PIR Occupancy, Vacancy, Motion and Humidity Sensor Light Switches

Leviton's line of Decora® Motion Sensors provides a cost-effective solution for all your residential needs. The devices offer flexible single pole or 3-way installation options, including wiring with a neutral or by using an earth ground connection, and a slim profile for ease of installation. These features make them ideal for new construction and for retrofit in older wallboxes with limited space.

### Features and Benefits

- Automatic-ON or Manual-ON models available
- Leaded terminals for easier installation
- Programmable without removing the wallplate or faceplate
- Shallow design easily fits in the wallbox
- Controls LED, CFL, Incandescent, Halogen, Magnetic Low Voltage, Electronic Low Voltage or Motor loads
- Provides 180° Field-of-View, 900 sq. ft. coverage
- Low profile design blends in with walls for a discreet appearance
- Ambient light override prevents occupancy sensors from switching the lights ON when there is ample natural sunlight
- Adjustable delayed OFF time which can be set for 1 minute, 5 minutes, 10 minutes or 20 minutes
- Adjustable Range (sensitivity) to fit various coverage areas
- Contemporary styling in line with Leviton's Decora® wiring devices
- Compatible with Decora Plus™ screwless wallplates
- Color change faceplates are available
- Occupancy models have setting to switch to a vacancy sensor for a specific activity or to meet code requirements
- Can be used to comply with 2022 California Title 24, Part 6 Vacancy Control Device Requirements

### DOS02, DVS02, DOS05, DVS05

- Flexible wiring can be connected to Neutral wire if Neutral is present in the wallbox or Earth ground if no Neutral wire is present in the wallbox
- Interchangeable line and load wires
- DOS05 and DVS05 are Single Pole or 3-way when used with a single pole or 3-way switch

### DOS15, DVS15

- Requires a Neutral wire for installation
- Single Pole or 3-way when used with a DD0SR Switch Companion, or can be used in 3-way with an additional DOS15 or DVS15 sensor

### DOD05

- Flexible wiring can be connected to Neutral wire if Neutral is present in the wallbox or Earth ground if no Neutral wire is present in the wallbox
- DOD05 are Single Pole/Single Pole
- Countdown timer on each load

### Decora® Residential Grade Wall Switch Infrared Motion Sensors

Description	Cat. No.	Color	Rating
Decora® Wall Switch PIR Motion Sensor, Relay Occupancy Sensor, single pole, 180° Field-of-View, 900 sq. ft. coverage	DOS02-0L	W	150W LED/CFL, 250W Inc/Halogen,
	DOS02-1L	I, T	250VA ELV, 200VA MLV, 2A Resistive
Decora® Wall Switch PIR Motion Sensor, Relay Vacancy Sensor, single pole 180° Field-of-View, 900 sq. ft. coverage	DVS02-1L	W	
Decora® Wall Switch PIR Motion Sensor, Relay Occupancy Sensor, single pole/3-way, 180° Field-of-View, 900 sq. ft. coverage	DOS05-1L	Z	300W LED/CFL, 600W Inc/Halogen,
Decora® Wall Switch PIR Motion Sensor, Relay Vacancy Sensor, single pole/3-way, 180° Field-of-View, 900 sq. ft. coverage	DVS05-1L		400VA ELV/MLV, 1/4 HP Motor, 5A Resistive
Decora® Wall Switch PIR Motion Sensor, Relay Occupancy Sensor, single pole/multi-sensor/multi-way, 180° Field-of-View, 900 sq. ft. coverage	DOS15-1L		600W LED/CFL, 1800W Inc/Halogen,
Decora® Wall Switch PIR Motion Sensor, Relay Vacancy Sensor, single pole/multi-sensor/multi-way, 180° Field-of-View, 900 sq. ft. coverage	DVS15-1L		1200VA ELV/MLV/FL, 1/2 HP Motor, 15A Resistive
Decora® Combination Wall Switch PIR Motion Sensor and Fan Control, Single Pole	DOD05-1L	W	<b>Fan Load (Blue Wire)</b> 1/4 HP Fan, 300W LED/CFL, 600W Inc/Halogen, 400VA MLV/ELV <b>Light Load (Red Wire)</b> 150W LED/CFL, 250W Inc/Halogen 200VA MLV, 250VA ELV, 2A Resistive
Decora Smart® Switch Companion with LED locator for use in 3-way or more applications when used with the DOS15 or DVS15 Sensor	DD0SR-DL	Z	120V/277V 60Hz



DOS02



DOD05

Continued on next page

Continued from previous page

## Decora® Residential Grade Wall Switch Humidity Sensor and Fan Controls

### Features and Benefits

- Automatically detects rising humidity and activates ventilation fan
- Manual ON option to address immediate ventilation needs
- Replaces a single pole switch for control of a ventilation fan or a fan/light combination, or a combination switch for separate control of fan and lighting
- For use with ventilation fans up to ¼ HP
- Compatible with LED, CFL, Incandescent, Halogen, MLV and ELV lighting loads
- Flexible wiring can be connected to Neutral wire if Neutral is present in the wallbox; or to Earth ground if no Neutral wire is present in the wallbox
- Interchangeable line and load wires (DHS05 model only)
- Microprocessor control with digital sensing technology
- Zero Cross turn-on technology extends the life of switching relays
- Advanced sensing enhances detection when the room is occupied and minimizes false triggers when unoccupied
- User adjustable settings are easy to program by pressing sensor's push pad, no tools required
- Operating Modes for bath fan, air cycle and humidistat
- Test mode to help determine proper sensor placement and setting adjustments that need to be made for optimal operation
- Can be used to comply with the requirements of 2022 California Title 24, Part 6, Indoor Air Quality and Mechanical Ventilation
- Can be used to comply with the requirements of 2022 CALGREEN, Part II, Indoor Air Quality and Exhaust
- Meets requirements of ASHRAE 62.2
- Compatible with Decora® and Decora Plus™ wallplates
- Color change faceplates available

### Decora® Residential Grade Wall Switch Humidity Sensor and Fan Controls

Description	Cat. No.	Color	Rating
Humidity Sensor and Fan Control, Single Pole	DHS05-1L	W, I, T	300W LED/CFL 600W Inc/Halogen 400VA ELV/MLV 1/4 HP Motor
Combination Humidity Sensor and Fan Control with Light Switch, Single Pole	DHD05-1L	W	<b>Fan Load (Blue Wire)</b> 1/4 HP Fan 300W LED/CFL 600W Inc/Halogen 400VA MLV/ELV  <b>Light Load (Red Wire)</b> 150W LED/CFL 250W Inc/Halogen 200VA MLV 250VA ELV 2A Resistive



DHS05-W



DHD05-W

### Color Change Faceplates

Description	Cat. No.	Color
Faceplates for Sensors DOSxx, DVSxx, DHS05, no icons	DOSKT-00	W, I, T, G, E, B
Faceplates for Combination Sensors DOD05 and DHD05, no icons	DHDKT-00	

### Color

To order colors, add suffix to basic Cat. No. Products with suffix Z include White, Ivory and Light Almond. Color Change Faceplates available in the following colors: White (-W), Ivory (-I), Light Almond (-T), Black (-E), Gray (-G) and Brown (-B).

## Decora® Commercial Wall Switch Infrared Occupancy and Vacancy Sensors

### Features and Benefits

#### All ODS Wall Switch Sensors

- Leviton wall switch sensors are designed for operation in a variety of voltages, reducing the need for additional SKUs
- Photocell with ambient light override prevents these devices from switching lights ON when there is ample natural sunlight
- Push-button manual override is used to turn lights ON at any time, regardless of the override setting
- 180° field of view, 2100 sq. ft. of coverage
- One unit can be used for 120V or 277VAC 60Hz LED, incandescent, low voltage and fluorescent lighting with either magnetic or electronic ballasts, and motor loads
- Exclusive dual PIR sensors
- Patented adjustable blinders
- Vandal-resistant Fresnel lens
- Fits in standard wallbox; gangable
- Elegant Decora® wallplate
- Vacancy sensors feature auto-OFF switching on vacancy after manual-ON switch and Can be used to comply with IECC, ASHRAE 90.1, NYC L48, 2022 Title 24, Part 6 occupancy sensing requirements
- Auto-ON/Auto-OFF only sensors prevent an occupant from being able to turn the lights OFF
- Lev-Lok® sensors combine the energy savings of wall switch sensors and time saving Lev-Lok® wiring technology
- Backed by a limited 5-year warranty

#### ODS10-ID PIR Occupancy Sensor

- For use in enclosed offices, storage rooms, copier rooms and closets
- Delayed-OFF time settings: 10, 20 and 30 minutes with 30 second test mode

#### ODS06-ID PIR Occupancy Sensor



- For use in small offices, conference rooms and lounges
- Delayed -OFF time settings: 10, 20 and 30 minutes with 30 second test mode

#### Dual-Relay PIR Occupancy Sensors

- Ideal for classrooms, multimedia and conference rooms, day care centers, offices, and lounges
- Exclusive automatic “walk-through” sensing
- Provides automatic switching for 2 separate banks of LED, fluorescent, incandescent or low-voltage lighting from a single unit
- Delayed-OFF time interval (10, 20 and 30 minutes) compensates for real-time occupancy patterns, preventing unnecessary ON/OFF switching — with 30 second test mode
- Backed by a limited 5-year warranty

Continued from previous page

## Decora® Commercial Wall Switch Infrared Occupancy and Vacancy Sensors

Commercial Grade Decora® Wall Switch Infrared Occupancy and Vacancy Sensors*  				
Description	Cat. No.	Color	Rating	Coverage
Decora® Wall Switch PIR Occupancy Sensor	ODS06-ID	W, I	Incandescent: 600W @ 120V. LED Fluorescent: 800VA @ 120V, 1500VA @ 277V. 50/60Hz. Motor: 1/4 HP @ 120V	180°, 2100SF
Decora® Wall Switch PIR Occupancy Sensor	ODS06-IN			
Decora® Wall Switch PIR Occupancy Sensor 347V Only Model	ODS10-I3	W	Incandescent: 3470W @ 347V. LED Fluorescent: 3470W @ 347V. 50/60/Hz. Motor: 1/4HP @ 347V	
Decora® Wall Switch PIR Occupancy Sensor	ODS10-ID	W, I, T, G, E, R	Incandescent: 800W @ 120V. LED Fluorescent: 1200VA @ 120V, 2700VA @ 277V. For 60Hz AC only. Motor: 1/4HP @ 120V	
Decora® Dual-Relay Wall Switch PIR Occupancy Sensor with Self-Adaptive Technology Default setting = Conference Room Mode** Alternate setting = Classroom mode***	ODS0D-ID	W, I, T, G, E, R	Primary Relay — LED Fluorescent: 1200VA @ 120V, 2700VA @ 277V. Incandescent: 800W @ 120V. Secondary Relay — LED Fluorescent: 800VA @ 120V, 1200VA @ 277V. Incandescent: 800W @ 120V. 50/60Hz	
Protective Cage for Wall Switch Sensors	OSWWG-P0W	W	—	—

\*Consult with factory for 208, 220, 230, and 240V models.

\*\*In Conference Room Mode, both primary and secondary relays respond to ambient light override.

\*\*\*In Classroom Mode, primary relay responds only to ambient light override.

**Note:** Leviton sensors meet the following applicable agency listings: UL, cULus, ETL, CSA and NOM. See product data sheets for specific listings



ODS06-INW/ODS06-IDW  
ODS10-IDW



ODS0D-IDW

### Decora® Wall Switch - Lev-Lok® Models, 20A

Description	Cat. No.	Color	Rating
Decora® Wall Switch PIR Occupancy Sensor - Lev-Lok® Model	MDS10-ID	W, I, T, G, E	Incandescent: 800W @ 120V Fluorescent: 120VA @120V, 2700VA @ 277V 50/60Hz Motor: 1/4HP @ 120V
Decora® Wall Switch PIR Occupancy Sensor - Lev-Lok® Model	MSPSW-XSD		
Decora® Wall Switch Multi Technology Occupancy Sensor with No Neutral - Lev-Lok® Model	MSSMT-GD		Incandescent/Tungsten: 800W @ 120V Fluorescent: 1200VA @ 120V, 2700VA @ 277V 60Hz Motor: 1/4HP @ 120V

### Lev-Lok® Occupancy Sensor Modules, 20A, 347V

Description	Cat. No.	Color
Stranded	MSPSW-XST	Yellow
Solid	MSPSW-XSD	

Continued on next page

## Decora® Commercial Wall Switch Multi-Technology Occupancy and Vacancy Sensors

Convenient switch and occupancy sensor combo in a sleek Decora® unit. Advanced passive infrared technology provides highly accurate monitoring in a variety of commercial applications. The OSSMD combines passive infrared and ultrasonic technologies to provide maximum sensitivity with immunity to false triggering.

### Features and Benefits

- Leviton Wall Switch Sensors are designed for operation in a variety of voltages, reducing the need for additional SKUs

#### OSSMT-MD, OSSMT-GD, OSSMD-MA, OSSMD-GA

- OSSMT ideal for private and executive offices, conference rooms, storage areas, restrooms, classrooms, lounges, and training areas, or areas where minor motion is likely to occur
- OSSMD ideal for bi-level offices, partitioned areas and restrooms or other areas where minor motion is likely to occur
- Photocell with ambient light override prevents lights from turning on when there is ample natural light
- Manual override turns lights on at any time regardless of override setting
- Exclusive automatic “walk-through” sensing increases energy savings by shutting lights OFF within 2 1/2 minutes after momentary occupancy
- Manual delayed-off-time settings (10, 20, and 30 minutes) compensate for real-time occupancy patterns, preventing unnecessary ON/OFF switching — with 30 second test mode
- Single-pole and 3-way wiring
- Adjustable integral blinders with 180° to 32° field-of-view
- Can be used to comply with 2022 Title 24, Part 6 Manual ON/Auto OFF requirements
- Backed by a limited 5-year warranty

### Decora® Commercial Grade Wall Switch Multi-Technology (PIR & U/S) Occupancy and Vacancy Sensors\*



Description	Cat. No.	Color	Rating	Coverage
Decora® Wall Switch <b>Multi-Technology</b> Vacancy Sensor with Self-Adaptive Technology	OSSMT-TM	I, T	Incandescent/Tungsten: 800W @ 120V Fluorescent: 1200VA @ 120V, 2700VA @ 277V Motor: 1/4HP @ 120V/50/60Hz	180° 2400SF (222.97SM)
Decora® Wall Switch <b>Multi-Technology</b> Occupancy Sensor with Self-Adaptive Technology - 347V Only Model	OSSMT-M3	W, I	Incandescent/Tungsten: 800W @ 120V Fluorescent: 1200VA @ 120V, 2700VA @ 277V, 1500VA @ 347V Motor: 1/4HP @ 120V	
Decora® Wall Switch <b>Multi-Technology</b> Occupancy Sensor with No Neutral	OSSMT-GD		Incandescent/Tungsten: 800W @ 120V. Fluorescent: 1200VA @ 120V, 2700VA @ 277V.	
Decora® Wall Switch <b>Multi-Technology</b> Vacancy Sensor with No Neutral	OSSMT-GT	W, I, T, G, E, R	Motor: 1/4HP @ 120V, 50/60Hz	
Decora® Dual-Relay Wall Switch <b>Multi-Technology</b> Occupancy Sensor	OSSMD-MD	I, T	Primary Relay — Fluorescent 1200VA @ 120V, 2700VA @ 277V	
Decora® Dual-Relay Wall Switch <b>Multi-Technology</b> Occupancy Sensor with No Neutral	OSSMD-GD	W, I	Incandescent: 800W @ 120V Secondary Relay — Fluorescent: 800VA @ 120V, 1200VA @ 277V; Incandescent: 800W @ 120V	
Motor: 1/4HP @ 120V, 50/60Hz	—			
Protective Cage for Wall Switch Sensors	OSWWG-POW		—	—

\*Consult with factory for 208, 220, 230, and 240V models.

**Note:** Leviton sensors meet the following applicable agency listings: UL, cULus, ETL, CSA and NOM. See product data sheets for specific listings

Continued from previous page

## Decora® Commercial Wall Switch Multi-Technology Occupancy and Vacancy Sensors

Commercial Grade Decora® Wall Switch Multi-Technology (PIR & US) Occupancy and Vacancy Sensors*  				
Description	Cat. No.	Color	Rating	Coverage
Decora® Dual-Relay Wall Switch Multi-Technology Self-Adaptive Technology	OSSMD-MA	W, I	Primary Relay — LED Fluorescent 1200VA @ 120V, 2700VA @ 277V.	180°, 2400SF
Decora® Dual-Relay Wall Switch Multi-Technology Occupancy Sensor. No neutral wire required for installation	OSSMD-GA	W, I	Incandescent: 800W @ 120V. Secondary Relay — LED Fluorescent: 800VA @ 120V, 1200VA @ 277V. Incandescent: 800W @ 120V. Motor: 1/4HP @ 120V, 50/60 Hz	
Protective Cage for Wall Switch Sensors	OSWWG-POW	W	—	—

\*Consult with factory for 208, 220, 230, and 240V models.

\*\*For Lev-Lok® Occupancy Sensor wiring modules see ordering information on page **M-9**



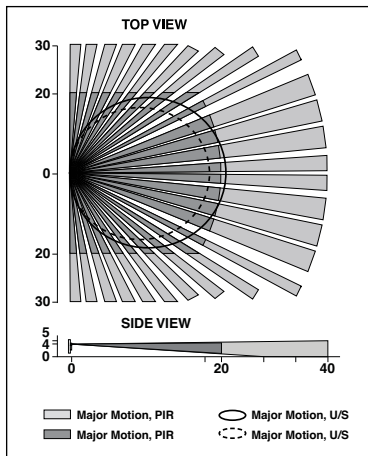
OSSMT-GDT



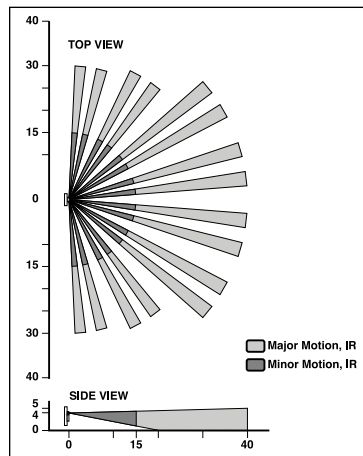
OSSMD-MAW/OSSMD-GAW

## Field of View for Commercial Grade Decora® Wall Switch Sensors

OSSMD/OSSMT (in feet)



ODSXX-ID/OSSXX-ID/ODSOD (in feet)



Energy Management

Continued on next page

## Commercial Programmable Indoor Digital Timer

The TS300 provides energy saving control of indoor incandescent and fluorescent lighting as well as motor loads such as fans and circulating pumps. The TS300 uses timed override features to allow lights and HVAC to remain ON for a specified amount of time to accommodate after-hours crews. The aesthetically pleasing timer is easy to install and can replace any wall switch.

### Features and Benefits

- Wallplate locks access to dip switches for tamper resistance
- Backlit LED
- Optional audible blink warning
- No minimum load requirement
- Adjustable time delay and sensitivity
- Dual 120/277 VAC operation
- Can be used to comply with IECC, ASHRAE 90.1, 2022 Title 24, Part 6 occupancy sensing requirements
- UL and cUL listed

### Programmable Digital Timer

Description	Cat. No.	Color	Rating
Programmable Digital Indoor Timer, wallplate included	TS300-0DW	W	120VAC, 15A Resistive, 10A Ballast, 1200W LED lamp driver, 8A Tungsten, 1/4 HP Motor, 360VA Pilot duty 277VAC, 15A Resistive, 10A Ballast



TS300



## Smart Ceiling Mount PIR and Multi-Technology Sensors (CMS)

The Leviton Smart Ceiling Mount Sensors (CMS) offer high performance, code compliant, advanced room configuration in one easy-to-install device. Installers can download the Smart Sensor App for quick-and-easy room configuration and testing with any iOS or Android device. The CMS's features meet advanced design requirements for standalone occupancy/vacancy sensing and ambient light hold-OFF applications offering easy configuration and operational testing for occupancy/vacancy sensing, options for one or two ambient light hold-OFF zones, area control, demand response, plug load or receptacle control, and UL924 emergency lighting.

### Features and Benefits

- Can be used to comply with IECC, ASHRAE 90.1. and 2022 Title 24, Part 6 requirements:
  - Occupancy/vacancy sensing
  - Demand response
  - Plug load or receptacle control
- Available in 450 to 2,000 square foot field-of-view units
- All configuration is done using the Smart Sensor App
- For larger spaces, up to five Smart Ceiling Mount Sensors and Smart Ceiling Mount Room Controllers can be networked together to expand the FOV up to 10,000 sq ft
- Passive infrared (PIR) and multi-tech (PIR + ultrasonic) models available
- Manual area control available for 3-way/multi-way applications with the PLVSW Low Voltage Keypads or SBK00 Wireless Switch (must all be same style)
- For dual relay models (AC205-DMW and AC220-DMW), two keypads can be connected for manual control of each relay/lighting zone
- UL924 listed for emergency lighting:
  - Can be connected to BMS (Building Management System) or any contact closure to force the lights full ON in case of emergency
- Ambient light hold-OFF
- AutoCal feature — Digital Daylighting Level automatically calibrates photocell to specified lighting design
- Two light pipes are included for both open (angled) and closed loop (flat and angled) ambient light hold-OFF
  - The angled light pipe provides directional fine tuning and alignment to natural light source for closed loop applications
- Includes two interchangeable lenses for 8-12' mounting heights and 13-20' mounting heights as well as aisleway masks

### Smart Ceiling Mount PIR and Multi-Technology Sensors

Description	Cat. No.	Coverage	Color	Input Voltage, Rating
Smart Ceiling Mount Sensor, PIR only, Switching, 1-zone	ACS15-DIW	450-1,500SF	W	120VAC 50/60Hz 8A, LED/Electronic Ballast/LED Driver, 800W (VA), Tungsten, Ballast, 1/4 HP
Smart Ceiling Mount Sensor, Multi-tech, Switching, 1-zone	ACS05-DMW	500SF	W	230VAC 50/60Hz
	ACS10-DMW	1000SF		6A/6AX, LED/Electronic Ballast, Magnetic Ballast,
	ACS20-DMW	2000SF		1,200W/VA,
Smart Ceiling Mount Sensor, Multi-tech, Switching, 2-zone	AC205-DMW	500SF	W	1/3 HP Motor
	AC220-DMW	2000SF		277VAC 50/60Hz 5A, LED/Electronic Ballast/LED Driver, 1,200W (VA), Ballast, 1/3 HP



ACS15-DIW

*Continued on next page*


Continued from previous page

### Smart Ceiling Mount PIR and Multi-Technology Sensors (CMS)


M Energy Management

Wireless Companion Switch	
Description	Cat. No.
Wireless Companion Switch, Battery powered, White	SBK00-CSW
Low Voltage Keypads	
Description	Cat. No.
Low Voltage Keypad, 1-button ON/OFF controller for use with Smart Ceiling Mount Room Controllers and Smart Ceiling Mount Sensors	PLVSW-1LW
Low Voltage Keypad, 2-button ON/OFF controller for use with Smart Ceiling Mount Room Controllers and Smart Ceiling Mount Sensors	PLVSW-2LW
Low Voltage Keypad, 4-button ON/OFF controller for use with Smart Ceiling Mount Room Controllers and Smart Ceiling Mount Sensors	PLVSW-4LW
1-button Color Change Kit (blank)	RDGSW-1Ex*
2-button Color Change Kit (blank)	RDGSW-2Ex*
4-button Color Change Kit (blank)	RDGSW-4Ex*
1-button Custom Engraved Color Change Kit	RDGSW-1Fx*
2-button Custom Engraved Color Change Kit	RDGSW-2Fx*
4-button Custom Engraved Color Change Kit	RDGSW-4Fx*

\*Replace x to indicate color: White (W), Ivory (I), Light Almond (T), Gray (G), Black (E) and Red (R). Color change kits are blank and available for custom engraving for button markings.



SBK00-CSW



PLVSW+4LW



Smart Sensor App



Multi-Tech Sensor



PIR Sensor



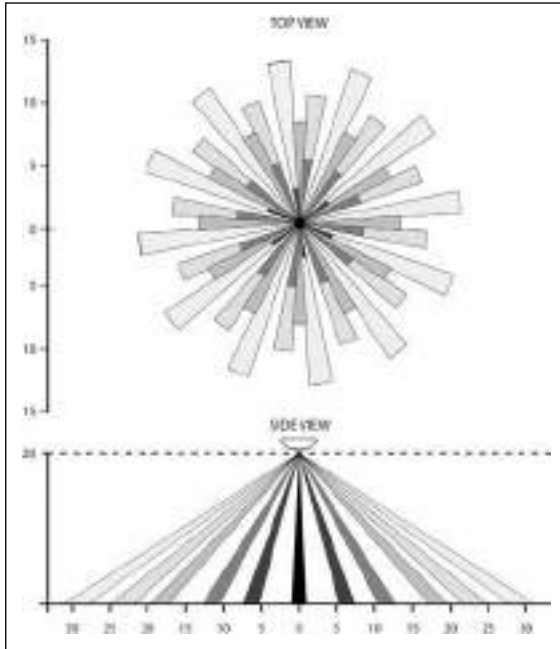
Flat Light Pipe



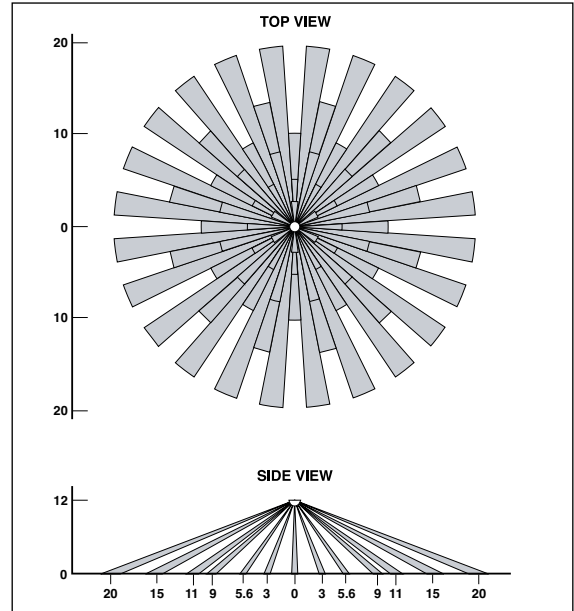
Angled Light Pipe

Field of View for Smart Ceiling Mount Multi-Technology Sensors

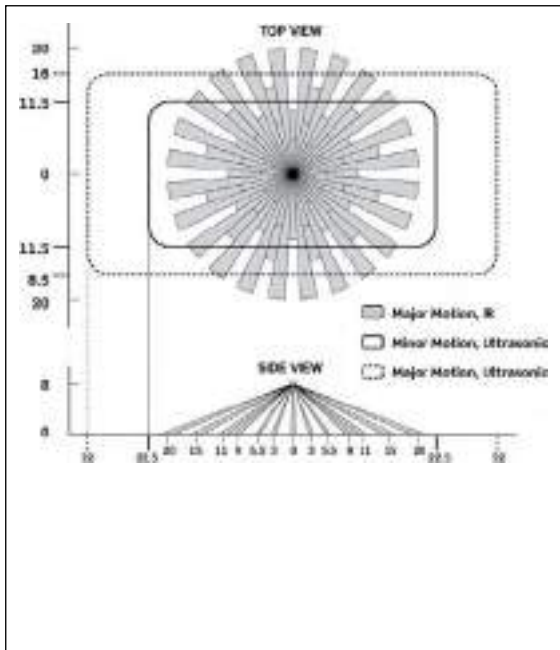
Smart Ceiling Mount Multi-Tech Sensors (in feet)



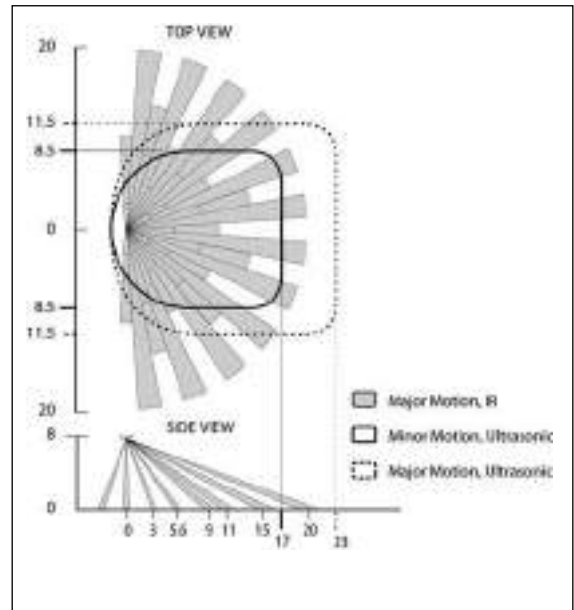
Mid-Range Lens for PIR & Multi-Tech Models at 20' Mounting Heights (Red)



Extended Range Lens for PIR Models (Black)



Extended Range Lens for Multi-Tech Models (Black)



Extended Range Lens for Multi-Tech Models with 180° Mask (Black)

## Provolt™ Self-Contained Sensors — Daylight Harvesting Capable Models

The Leviton Provolt™ series of occupancy and vacancy sensors simplifies advanced lighting controls by integrating several control strategies into a compact, self-contained and easy-to-install device. The integrated design alleviates the need for separate power pack, occupancy/vacancy sensor and photocell wiring, making it a low-cost and efficient energy management solution for new construction and retrofits. For true Daylight Harvesting applications, integrated photocells provide consistent Daylight Design Levels by actively switching the connected load(s) ON and OFF in response to available natural light to maximize energy savings.

### Features and Benefits

- Includes occupancy/vacancy sensing, daylight harvesting, and manual-ON/auto-OFF override control in a single unit
- Provides additional energy savings with Ambient Light Override
  - Occupancy/vacancy sensor models include an angled light pipe and flat light pipe for open loop and closed loop daylight harvesting applications
  - Auto-Calibration - photocell intelligently measures light levels to determine optimal daylight design levels for closed loop applications and provides ambient light override capability
- Switching Control Designed for LED Drivers
- Models include single or dual relay
- Dual relay modes include: auto-ON/auto-OFF, manual ON/auto-OFF, auto-ON/manual-ON, fan control, stairwell control, step dimming — alternating daylighting levels, step dimming — load 1 primary
- Auto-adapting — time delay and sensitivity are continually adjusted to room occupancy pattern
- Output short circuit protection — protection against low voltage wiring errors
- BMS input/emergency override
- Industry-exclusive self-configuring local manual switch input supports momentary and maintained switches — no special control stations required
- Industry-exclusive “fail-safe” circuitry assures lights ON to meet life safety requirements
- Industry-exclusive High Inrush Stability (H.I.S.) technology for unmatched durability and service
- Mechanically held 10A latching relay provides dependability and robust performance for all load types
- Zero-crossing circuitry for extended life of the relay
- Simplified commissioning
- Visual LED status indicators
- Easily replaceable lenses are color-coded for contractors and end-users to identify from the ground:
- Integrated photocell tested to less than 1fc accuracy
- Tested to exceed 2 million switching cycles under standard loads
- Passed rigorous NEMA 410 testing for electronic ballast rating
- Can be used to comply with IECC, ASHRAE 90.1, and 2022 Title 24, Part 6 requirements for occupancy/vacancy sensing, UL 773A (Occupancy Standard), UL 924 (Emergency Equipment), cUL Listed, CE, NOM Certified, RoHS, and NY LLC48 Compliant

### Provolt™ Self-Contained Ceiling Mount Occupancy Sensors — Daylight Harvesting Capable

Description	Cat. No.	Coverage	Color	Input Voltage, Rating
Provolt™ Line Voltage Ceiling Mount PIR Occupancy Sensor w/Integrated Photocell, High-Density Lens installed, Mid-Range Lens included	<a href="#">ODC04-IDW</a>	450SF	W	<b>120V, 50/60Hz</b> 8A, Electronic Ballast, 800W/VA, Tungsten Ballast, 1/4 HP Motor
Provolt™ Line Voltage Ceiling Mount PIR Occupancy Sensor w/Integrated Photocell, Extended Range Lens installed, Mid-Range Lens included	<a href="#">ODC15-IDW</a>	1500SF	W	<b>230V, 50Hz</b> 6A/6AX, Electronic Ballast, Magnetic Ballast, 1200W/VA, 1/3 HP Motor

*Continued on next page*

Continued from previous page

## Provolt™ Self-Contained Sensors — Daylight Harvesting Capable Models

Provolt™ Self-Contained Ceiling Mount Occupancy Sensors — Daylight Harvesting Capable				
Description	Cat. No.	Coverage	Color	Input Voltage, Rating
Provolt™ Line Voltage Ceiling Mount U/S Occupancy Sensor w/ Integrated Photocell, Extended Range Lens installed	ODC10-UDW	1000SF	W	<b>230V, 50Hz</b> 6A/6AX, Electronic Ballast, 1200VA, 1/3 HP Motor
Provolt™ Line Voltage Ceiling Mount Multi-Technology Occupancy Sensor w/Integrated Photocell, Extended Range Lens installed	ODC05-MDW	500SF		<b>277V, 50/60Hz</b> 5A, Electronic Ballast, 1200W/VA, Tungsten Ballast, 1/3 HP Motor
Provolt™ Line Voltage Ceiling Mount Multi-Technology Occupancy Sensor w/Integrated Photocell, Extended Range Lens installed, Mid-Range Lens included	ODC10-MDW	1000SF		<b>230V, 50Hz</b>
Provolt™ Line Voltage Ceiling Mount Multi-Technology Occupancy Sensor w/Integrated Photocell, Extended Range Lens installed, Mid-Range Lens included	ODC20-MDW	2000SF		6A/6AX, Electronic Ballast, Magnetic Ballast, 1200W/VA, 1/3 HP Motor  <b>277V, 50/60Hz</b> 5A, Electronic Ballast, 1200VA, 1/3 HP Motor

Provolt™ Dual Relay Self-Contained Ceiling Mount Occupancy Sensors — Daylight Harvesting Capable				
Description	Cat. No.	Coverage	Color	Input Voltage, Rating
Provolt™ Line Voltage Ceiling Mount PIR Dual Relay Occupancy Sensor w/Integrated Photocell, High-Density Lens installed, Mid-Range Included	O2C04-IDW	450SF	W	<b>120V, 50/60Hz</b> 8A, Electronic Ballast, 800W/VA, Tungsten Ballast, 1/4 HP Motor
Provolt™ Line Voltage Ceiling Mount PIR Dual Relay Occupancy Sensor w/Integrated Photocell, Extended Range Lens installed, Mid-Range included	O2C15-IDW	1500SF		<b>230V, 50Hz</b>
Provolt™ Line Voltage Ceiling Mount U/S Dual Relay Occupancy Sensor w/Integrated Photocell, Extended Range Lens installed	O2C05-UDW	500SF		6A/6AX, Electronic Ballast, Magnetic Ballast, 1200W/VA, 1/3 HP Motor
Provolt™ Line Voltage Ceiling Mount U/S Dual Relay Occupancy Sensor w/Integrated Photocell, Extended Range Lens installed	O2C10-UDW	1000SF		<b>277V, 50/60Hz</b> 5A, Electronic Ballast, 1200VA, 1/3 HP Motor
Provolt™ Line Voltage Ceiling Mount U/S Dual Relay Occupancy Sensor w/Integrated Photocell, Extended Range Lens installed	O2C20-UDW	2000SF		
Provolt™ Line Voltage Ceiling Mount Multi-Technology Dual Relay Occupancy Sensor w/Integrated Photocell, Extended Range Lens installed	O2C05-MDW	500SF		

Continued on next page

Continued from previous page

M Energy Management

## Provolt™ Self-Contained Ceiling Mount Vacancy Sensors

Description	Cat. No.	Coverage	Color	Input Voltage, Rating
Provolt™ Line Voltage Ceiling Mount Multi-Technology Vacancy Sensor	O3C10-MDW	1000SF	W	<b>120V, 50/60Hz</b> 8A, Electronic Ballast, 800W/VA, Tungsten Ballast, 1/4 HP Motor  <b>230V, 50Hz</b> 6A/6AX, Electronic Ballast, Magnetic Ballast, 1200W/VA, 1/3 HP Motor  <b>277V, 50/60Hz</b> 5A, Electronic Ballast, 1200V 1/3 HP Motor

## Provolt™ Self-Contained Ceiling Mount Vacancy Sensors

Description	Cat. No.	Coverage	Color	Input Voltage, Rating
Provolt™ Line Voltage Ceiling Mount PIR Dual Relay Vacancy Sensor	O4C15-IDW	1500SF	W	<b>120V, 50/60Hz</b> 8A, Electronic Ballast, 800W/VA, Tungsten Ballast, 1/4 HP Motor  <b>230V, 50Hz</b> 6A/6AX, Electronic Ballast, Magnetic Ballast, 1200W/VA, 1/3 HP Motor  <b>277V, 50/60Hz</b> 5A, Electronic Ballast, 1200V 1/3 HP Motor

ODC20-MDW



ODC20-MDW (top view)



O3C20-MDW

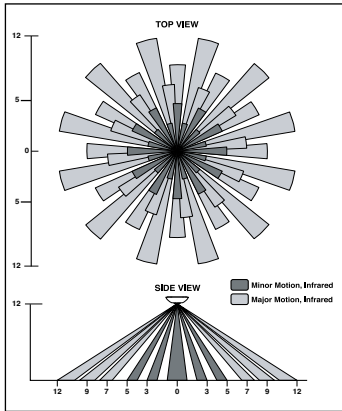


Continued on next page

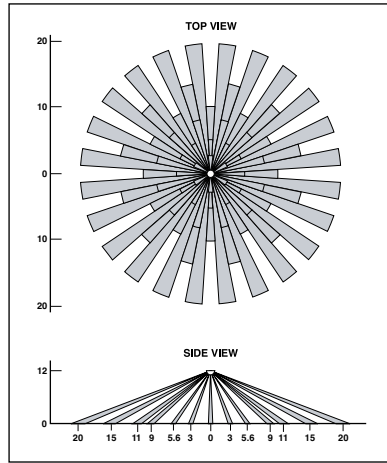
Continued from previous page

Field of View for Provolt™ Self-Contained Ceiling Mount Sensors

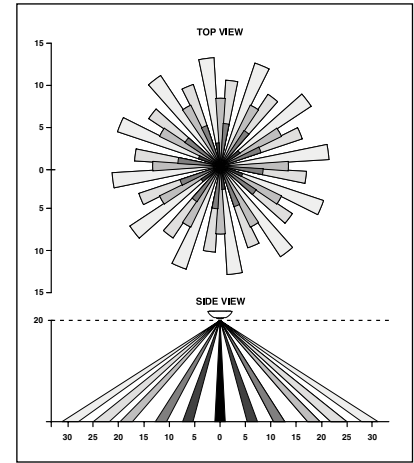
Provolt™ Series Infrared Sensors (in feet)



O2C04-IDW

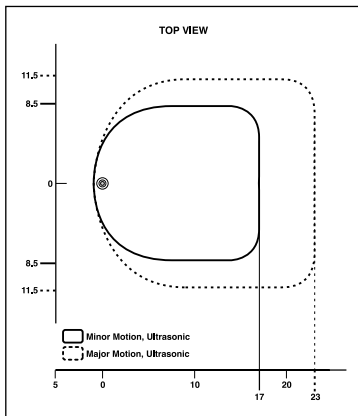


ODC15-IDW, O2C15-IDW  
(Extended Range: Black Lens)

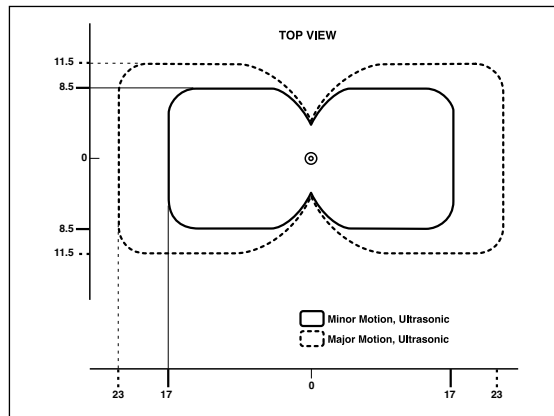


Mid-Range Lens — Mounting up to 20 feet (Included with all PIR and Multi-Tech Models)

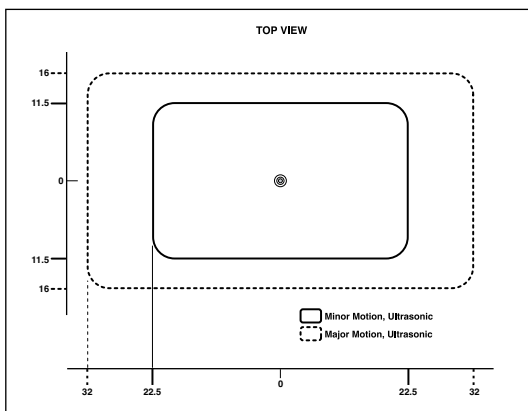
Provolt™ Series Ultrasonic Sensors (in feet)



ODC05-UDW, O2C05-UDW



ODC10-UDW, O2C10-UDW



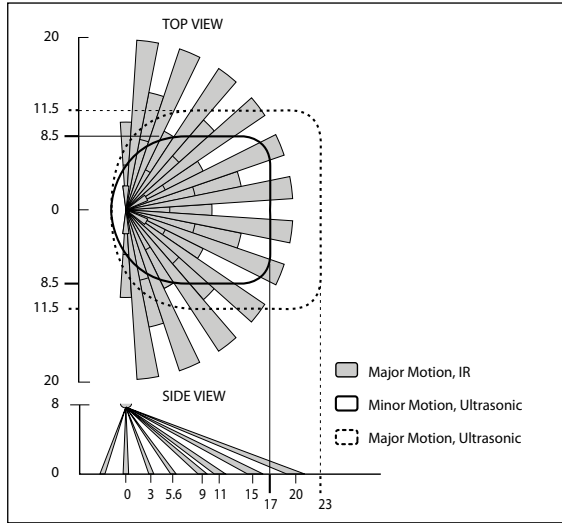
ODC20-UDW, O2C20-UDW

Continued on next page

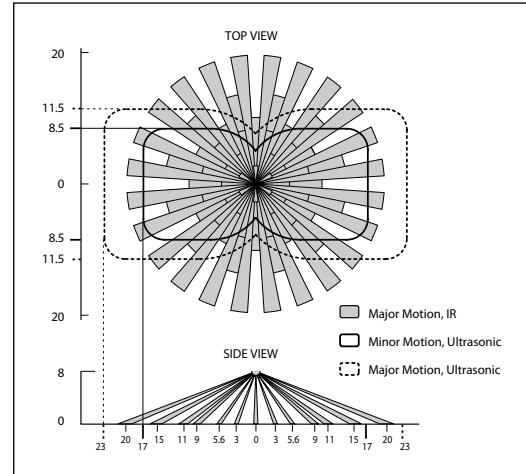
Continued from previous page

## Field of View for Provolt™ Self-Contained Ceiling Mount Sensors

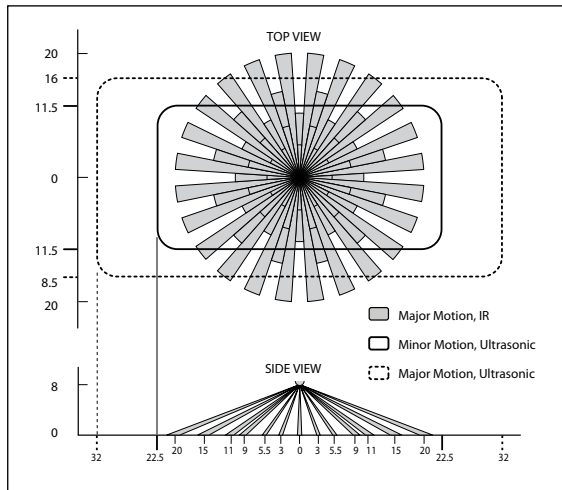
Provolt™ Series Multi-Technology Sensors (in feet)



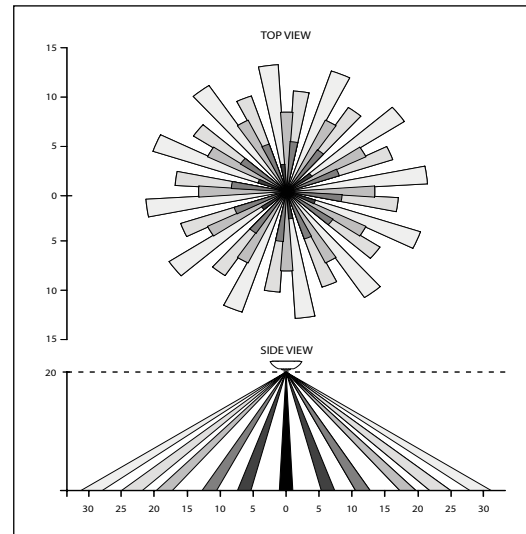
O2C05-MDW



ODC10-MDW, O3C10-MDW, O2C10-MDW  
(Extended Range: Black Lens), O4C10-MDW



ODC20-MDW, O3C20-MDW,  
O2C20-MDW, O4C20-MDW



Multi-Range Lens — Mounting up to 20 feet  
(Included with all PIR and Multi-Tech Models)

### SPOTLIGHT Design Support

Take advantage of Leviton's exclusive sensor layout services, drawings, and energy code compliance expertise for comprehensive service and support. For more information go to [www.leviton.com/design](http://www.leviton.com/design).





## Line Voltage Occupancy/Vacancy Sensors

### Self-Contained Infrared Ceiling Mount Occupancy Sensors

PIR Occupancy Sensor with built-in relay — separate Power Pack not required.

#### Features and Benefits

- Sensor and switching relay combined in a single, self-contained unit — no control unit (power pack) required
- Switching control of LED drivers
- Ambient light override option prevents lights from turning on when there is ample natural light
- ODC and ODW Power Base Combo Sensors combine sensors with the OPB15 Power Base Adapter to convert low voltage sensors into self-contained line voltage sensors for immediate energy savings
- Adjustable delayed-OFF-time settings from 20 seconds (for test mode) to 15 minutes
- Small, unobtrusive self-contained unit

#### Ideal Uses

- Storage areas, small bathrooms, copy rooms, and a variety of small spaces without wall switches

#### Self-Contained Infrared Ceiling Mount Occupancy Sensors

Description	Cat. No.	Color	Rating	Coverage
Self-Contained PIR Ceiling Mount Occupancy Sensor and Switching Relay, 120V	<a href="#">ODCOS-I1W</a>	W	Incandescent: 1000W @ 120V. LED Fluorescent: 1000VA @ 120V. Motor: 1HP @ 120V, 50/60Hz	360°, 530SF*
Self-Contained PIR Ceiling Mount Occupancy Sensor and Switching Relay, 277V	<a href="#">ODCOS-I7W</a>	W	LED Fluorescent: 2700VA @ 220-277V 50/60Hz	
Protective Cage for Ceiling Mount Sensors	<a href="#">ODCCG-000</a>	—	—	

\*When surface mounted on standard 8 foot ceiling



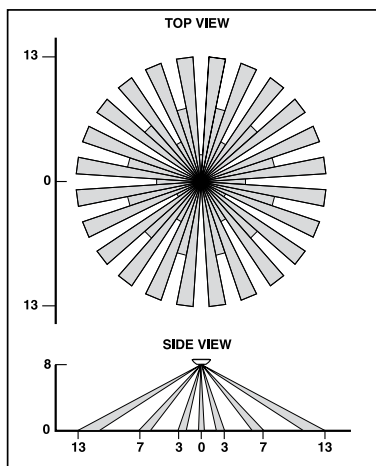
ODCOS-I1W



ODCCG-000

#### Field of View for Self-Contained Infrared Ceiling Mount Occupancy Sensors

ODCOS-I (in feet)



## Line Voltage Sensors

### Line Voltage Sensors with OPB15 Power Base Adapter Combos

Description	Cat. No.	Color	Coverage	Input Voltage, Rating
Line Voltage Wall Mount Multi-Technology Occupancy Sensor with Power Base Combo	ODW12-MDW	W	1200SF	15A Incandescent, Electronic or Magnetic Fluorescent Ballast. Motor: 3/4 HP @ 120V, 277V @ 2HP
Line Voltage Wall Mount PIR Wide View Occupancy Sensor with Power Base Combo	ODWVW-IDW		115°, 2500SF	
Line Voltage Wall Mount PIR Wide View Occupancy Sensor with Power Base Combo	ODWHB-IDW		55ft., 7ft. side @ 30ft. high	
Line Voltage Wall Mount PIR Long Range Occupancy Sensor with Power Base Combo	ODWLR-IDW		100ft., 110° @ 10ft. high	

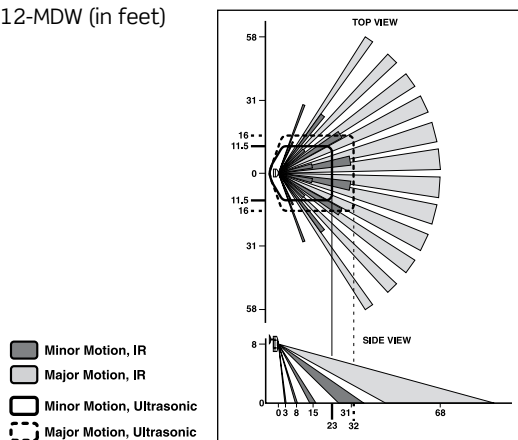


ODW12-MDW

M Energy Management

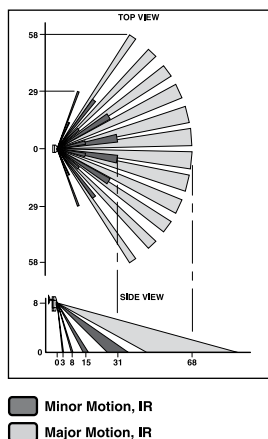
### Field of View for Line Voltage Multi-Technology Wall-Mount Occupancy Sensors

ODW12-MDW (in feet)

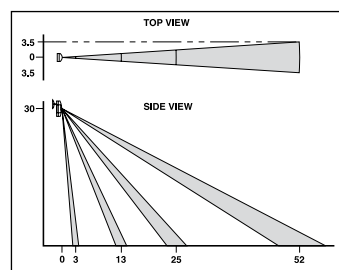


### Field of View for Line Voltage Infrared Indoor Wall-Mount Occupancy Sensors

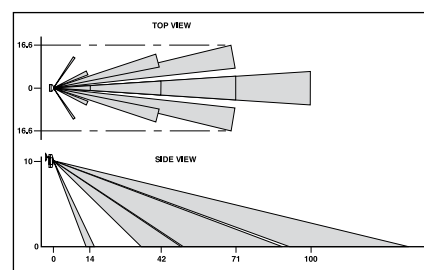
ODWVW Field of View (in feet)



ODWHB Field of View (in feet)



ODWLR Field of View (in feet)



### Self-Contained PIR High Bay and Integral Luminaire Occupancy Sensors

#### Features and Benefits

##### PIR Fixture Mount High Bay Occupancy Sensor

- Universal unit includes two interchangeable lenses for 360° high bay and 360° low bay at no additional cost
- Cold storage models for applications as low as -40°F and 480V models available in non-neutral versions
- Switching control of LED drivers
- Mounts directly to industrial-style fluorescent luminaire or electrical junction box
- Self-contained PIR sensor and relay turn individual fixtures ON/OFF based on occupancy
- Up to 40ft mounting height and quick and easy installation with long 42" leads
- Relay uses zero-crossing circuitry for enhanced reliability and long-life operation
- Bright green LED status indicator blinks to signify that the sensor is functioning properly
- Delayed-OFF time adjustment from 30sec to 20min
- Offset Adapter Accessory snaps into 1/2" knockout to position sensor below fixture body for improved field of view with deep-body fixtures

##### PIR Fixture Mount High/Low-Bay Dimming Occupancy Sensor

- Dimming occupancy sensor with integrated photocell contains two interchangeable 360° high bay and 360° low bay lenses at no additional cost
- Cold storage models for applications as low as -40°F and 347V models available
- Up to 40ft mounting height with 21" wire leads

##### PIR Fixture Mount High-Bay Wet Location Occupancy Sensor

- Ideal for damp or wet wash down locations
- Occupancy sensor comes with two interchangeable lenses for use in either 360° high bay and 360° low bay general area and includes an aisle mask accessory at no additional cost
- Up to 40ft mounting height with 7.5" wire leads

##### PIR Fixture Mount Integral Luminaire Occupancy Sensor

- Easy installation with longer 21" leads allows for easy connection to any ballast, eliminating the need to splice additional wiring
- Integrated photocell prevents lights from turning ON when room is illuminated by natural light for maximum energy savings
- 8' to 10' mounting heights
- Adjustable time delay and light level dials located on sensor housing for easy access

##### Fixture Mount Microwave High Bay 0-10V Sensor

- Tri-level dimming control
- Programmable dim-to-min light levels and time outs
- Specifically designed for LED fixture control
- Suitable for use in standard and cold storage applications

#### Self-Contained Infrared High Bay Occupancy Sensors\*

##### Coverage

**360° high-bay lens** — 2:1 spacing to mounting height under 20 ft. and 1.5:1 spacing to mounting height @ 40 ft.

**360° low-bay lens** — 2:1 spacing to mounting height @ 8 ft. to 20 ft.

Description	Rating	Models	Cat. No.
Fixture Mount High-Bay PIR Occupancy Sensor with Two Interchangeable Lenses, for 360° High-Bay and 360° Low-Bay	Fluorescent: 800VA @ 120V, Fluorescent: 1200VA @ 277V, Fluorescent: 1500VA @ 347V, 2400VA @ 480V 50/60Hz (OSFHU-x4W models only) Motor: 1/4 HP @ 120V	120-230-277-347V	OSFHU-ITW
		120-230-277-347V, Cold Storage	OSFHU-CTW
		240/480V	OSFHU-I4W
		240/480V, Cold Storage	OSFHU-C4W
Fixture Mount High-Bay PIR Sensor with Interchangeable Lenses and Light Sensor, Low Voltage	Input: 20mA Output: 120mA HVAC: 1A, 30VDC	24V	OSFHP-ILW

\*Consult with factory for 208, 220, 230, and 240V models

Continued on next page

Continued from previous page

### Self-Contained Infrared High Bay Occupancy Sensors\*

#### Coverage


**360° high-bay lens** — 2:1 spacing to mounting height under 20 ft. and 1.5:1 spacing to mounting height @ 40 ft.

**360° low-bay lens** — 2:1 spacing to mounting height @ 8 ft. to 20 ft.

Description	Rating	Models	Cat. No.
Surface Mount High-Bay PIR Occupancy Sensor	Fluorescent: 800VA @ 120V, Fluorescent: 1200VA @ 277VAC, Fluorescent: 1500VA @ 347VAC, Motor: 1/4 HP @ 120V	120-277-347V	OSFHS-ITW
Fixture Mount High-Bay PIR Wet Location Sensor with Two Interchangeable Lenses	Fluorescent: 800VA @120VAC Fluorescent: 1200VA @ 277VAC Fluorescent: 1500VA @ 347VAC Motor: 1/4 HP @120V	120-277-347V	OSFHW-CTW
Fixture Mount High/Low-Bay PIR Sensor with Two Interchangeable Lenses	Fluorescent: 800VA @ 120VAC Fluorescent: 1200VA @ 277VAC Motor: 1/4 HP @120VAC	120-277V	HB011-PDX (21" Leads) HB011-BDX (42" Leads)
		347V	HB011-PD2 (21" Leads) HB011-BD2 (42" Leads)
Fixture Mount Microwave High Bay 0-10V Sensor	Resistive/Halogen: 800W@120V 1200W@277V Fluorescent Ballast: 660W@120V 1200W@277V Electronic Ballast: 800W @ 120VAC LED, CEL, 1200W@ 211VAC LED, CEL Magnetic Ballast: 660W @ 120VAC 1200W @ 277VAC	120/277VAC	OSMHB-VDW

\*Consult with factory for 208, 220, 230, and 240V models.

\*\*Order lenses separately



OSFHU-ITW



OSFHW



OSFHP



HB011



OSMHB



OSFHS

Continued on next page

Continued from previous page

## Self-Contained Infrared High Bay and Integral Luminaire Occupancy Sensors

### Self-Contained Infrared High Bay Occupancy Sensors\*

#### Coverage

360° — 1:1 spacing to mounting height up to 8 ft.

Description	Rating	Models	Cat. No.
Fixture Mount Integral Luminaire <b>PIR</b> Occupancy Sensor	Incandescent: 598W @ 120V.	120-230-277V (Integrated Unit)	OSF10-IOW
	Fluorescent: 1000VA @ 230VAC,	120-230-277V, Power Pack	OSF10-PPW
	Fluorescent: 1200VA @ 277VAC	36" Connection Cable	OSFCA-36W
Fixture Mount <b>PIR</b> Outdoor Luminaire Occupancy Sensor with 360 degree high bay lens (8-40') and aisle mask	Fluorescent: 800VA @120VAC	120-230-277-347V	OSF20-IUW
	Fluorescent: 1200VA @ 277VAC Incandescent: 800W @ 120V Motor: 1/4 HP @120V		
Fixture Mount <b>PIR</b> Outdoor Luminaire Occupancy Sensor with 360 degree high bay lens (20-40') and aisle mask, low voltage model	Input: 20mA Output: 120mA HVAC: 1A, 30VDC	24VAC/VDC	OSF20-ILW



OSF20

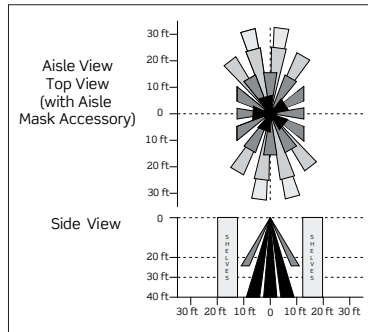
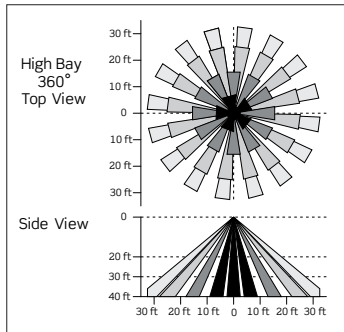


OSF10-IUW and OSF10-PPW

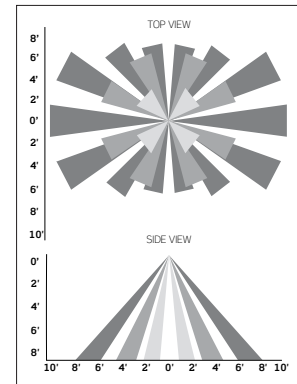
\*Consult with factory for 208, 220, 230, and 240V models

### Field of View for Fixture-Mount High Bay Occupancy Sensors

OSFHU/OSFHP/OSFHD/HB011 (in feet)



OSF10 (in feet)



### Self-Contained Infrared High Bay Occupancy Sensor Accessories

Description	Cat. No.
High Bay Lenses for High-Bay Sensors	OSFLN-00W
Watertight offset adapter accessory for High-Bay Occupancy Sensor	OSFOL-00W
Low Bay Lenses for High-Bay Sensors	OSFLN-00B
Aisle Lens for High-Bay Sensors	OSFLN-00E
Offset Adapter Accessory for Fixture-Mount Occupancy Sensor	OSFOA-00W
Offset Adapter Accessory for High-Bay Occupancy Sensor	OSFLO-00W
Protective Cage for High-Bay Mount Sensors	OSFCG-00W



OSF0A

## Low Voltage Occupancy Sensors

### Ceiling Mount Multi-Technology Occupancy Sensors

These advanced motion sensors combine infrared and ultrasonic technology for highly accurate monitoring without false triggers. All-digital self-adjusting technology provides “install and forget” solution for automatic lighting control. Available in a variety of coverage patterns to suit many applications. Use with Leviton Power Pack.

#### Features and Benefits

##### Functional

- Ultrasonic sensing for maximum sensitivity combined with passive infrared (PIR) sensing to prevent false triggers from air conditioning and corridor activity
- Self-adjusting settings continuously analyze and adjust sensitivity, timer operation, and air current compensation for reliable long-term performance
- Isolated relay supports HVAC or other Class 2 low voltage signals
- Supports both 24VAC/VDC power supplies
- Ambient light override to prevent lights from turning on when there is ample natural light
- Manual delayed-off-time settings of 30 seconds to 30 minutes
- Self-adjusting delayed-off-time interval settings for 30 seconds to 30 minutes
- Compensates for real-time occupancy patterns — preventing unnecessary on/off switching
- Non-volatile memory preserves all automatic and manual settings during power outages

##### Physical

- Small, unobtrusive unit blends in with any décor
- Fast, simple installation using 4 color-coded low-voltage wires and a single mounting post
- Compatible with Wiremold® surface raceways for mounting to hard ceilings

#### Ceiling Mount Multi-Technology Occupancy Sensors and Accessories

Description	Cat. No.	Coverage	Rating	Color
Multi-Technology Ceiling Mount Occupancy Sensor	<a href="#">OSC05-MOW</a>	40kHz	180°, 500SF	Off-White
Multi-Technology Ceiling Mount Occupancy Sensor	<a href="#">OSC10-MOW</a>	40kHz	360°, 1000SF	Off-White
Multi-Technology Ceiling Mount Occupancy Sensor	<a href="#">OSC20-MOW</a>	32kHz	360°, 2000SF	Off-White
Multi-Technology Ceiling Mount Occupancy Sensor with Isolated Relay	<a href="#">OSC05-RMW</a>	40kHz	180°, 500SF	White
Multi-Technology Ceiling Mount Occupancy Sensor with Isolated Relay	<a href="#">OSC10-RMW</a>	40kHz	360°, 1000SF	White
Multi-Technology Ceiling Mount Occupancy Sensor with Isolated Relay	<a href="#">OSC20-RMW</a>	32kHz	360°, 2000SF	White
Power Base Adapter	<a href="#">OPB15-ODW</a>	—	—	Off-White
Cosmetic Adapter	<a href="#">OPBCA-00W</a>	—	—	Off-White
Protective Cage for Ceiling Mount Sensors	<a href="#">ODCCG-000</a>	—	—	—

**Note:** Use low-voltage wiring to connect sensors to OSPXX Power Pack

*Continued on next page*



OSC05-MOW



OSC20-MOW



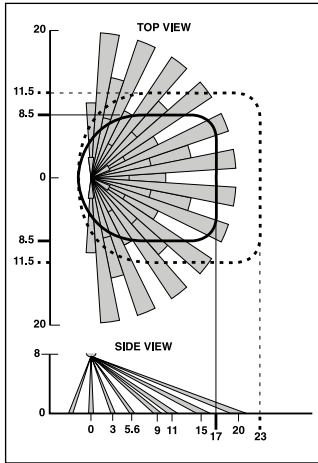
#### Related Products

Low-voltage wiring is used to connect Leviton Occupancy Sensors to Cat. No. OPP20 Super Duty Power Packs and OSP20 Power Packs, or OPB15 Power Base Adapter (purchased separately). **See pages M-33 to M-36 for more information.**

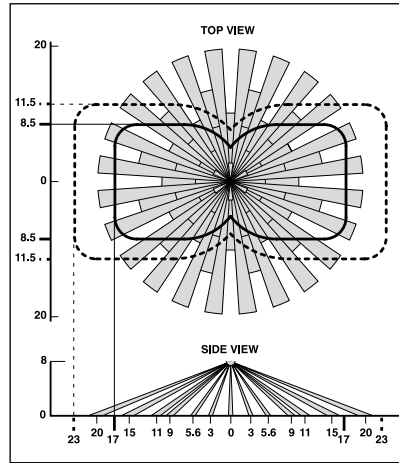
Continued from previous page

Field of View for Low Voltage Multi-Technology Ceiling Mount Occupancy Sensors

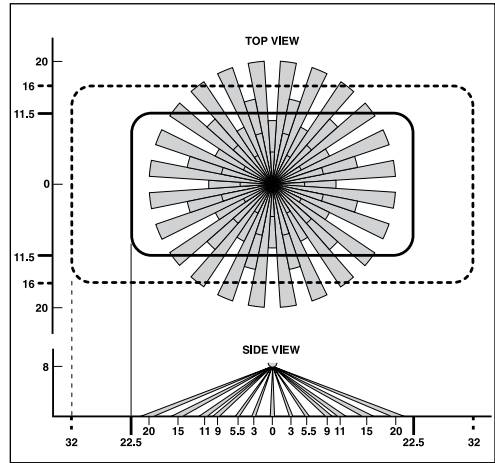
OSC05-M0W (in feet)



OSC10-M0W (in feet)



OSC20-M0W (in feet)



- Major Motion, IR
- Minor Motion, Ultrasonic
- Major Motion, Ultrasonic

**SPOTLIGHT**

Occupancy Sensor Layout Services

Take advantage of Leviton's exclusive occupancy sensor layout services online. Our team of experts can create occupancy sensor layouts directly on your CAD drawings complete with a List of Equipment at no cost to you. Go to [portal.leviton.com](http://portal.leviton.com).



### Ultrasonic Ceiling Mount Occupancy Sensors

Advanced ultrasonic sensing technology for highly accurate monitoring, including small-motion detection. All-digital self-adjusting technology provides an “install and forget” solution for automatic lighting control. Use with Leviton Power Pack.

#### Features and Benefits

##### Functional

- Ultrasonic sensing for maximum range and sensitivity combined with accurate small-motion detection
- Self-adjusting settings continuously analyze and adjust sensitivity, timer operation and air current compensation for reliable long-term performance
- Ambient light override to prevent lights from turning on when there is ample natural light
- Manual delayed-off time settings of 30 seconds to 30 minutes
- Self-adjusting delayed-off time interval settings for 30 seconds to 30 minutes. Compensates for real-time occupancy patterns — preventing unnecessary on/off switching
- Non-volatile memory preserves all automatic and manual settings during power outages

##### Physical

- Small, unobtrusive unit blends in with any décor
- Fast, simple installation using 4 color-coded low-voltage wires and a single mounting post
- Compatible with Wiremold® surface raceways for mounting to hard ceilings

#### Ultrasonic Ceiling Mount Occupancy Sensors and Accessories for use with Leviton Power Pack

Description	Cat. No.	Rating	Coverage	Color
U/S Ceiling Mount Occupancy Sensor	OSC05-U0W	40kHz	180°, 500SF	Off-White
U/S Ceiling Mount Occupancy Sensor	OSC10-U0W	40kHz	360°, 1000SF	Off-White
U/S Ceiling Mount Occupancy Sensor	OSC20-U0W	32kHz	360°, 2000SF	Off-White
U/S Ceiling Mount Occupancy Sensor with Isolated Relay	OSC05-RUW	40kHz	180°, 500SF	White
U/S Ceiling Mount Occupancy Sensor with Isolated Relay	OSC10-RUW	40kHz	360°, 1000SF	White
U/S Ceiling Mount Occupancy Sensor with Isolated Relay	OSC20-RUW	32kHz	360°, 2000SF	White
Power Base Adapter	OPB15-0DW	—	—	Off-White
Cosmetic Adapter	OPBCA-00W	—	—	Off-White
Protective Cage for Ceiling Mount Sensors	ODCCG-000	—	—	White

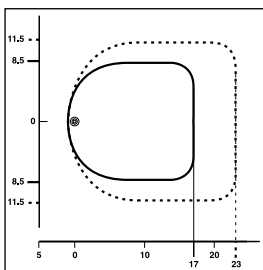


OSC05-U0W

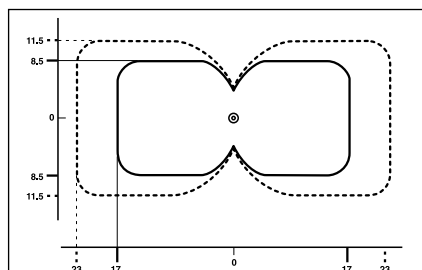
**Note:** Use low-voltage wiring to connect sensors to OPP20 or OSPxx Power Pack or OPB15 Power Base Adapter

#### Field of View for Low Voltage Ultrasonic Ceiling Mount Occupancy Sensors

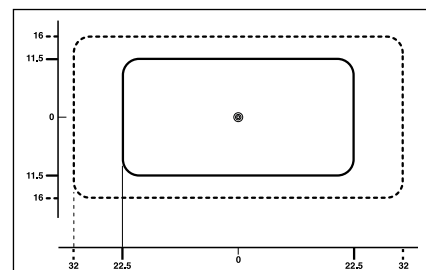
OSC05-U0W Field of View (in feet)



OSC10-U0W Field of View (in feet)



OSC20-U0W Field of View (in feet)



Minor Motion, Ultrasonic

Major Motion, Ultrasonic



#### Related Products

Low-voltage wiring is used to connect Leviton Occupancy Sensors to Cat. No. OPP20 Super Duty Power Packs and OSP20 Power Packs, or OPB15 Power Base Adapter (purchased separately). **See pages M-33 to M-36 for more information.**



## Ceiling Mount PIR Occupancy Sensors

### Features and Benefits

#### Functional

- Self-adjusting settings continuously analyze and adjust sensitivity, timer operation, and long-term performance
- Isolated relay supports HVAC or other Class 2 low voltage signals
- Supports both 24VAC/VDC power supplies
- Ambient light override prevents lights from turning on when there is ample natural light
- Manual delayed-off-time settings of 30 seconds to 30 minutes
- Self-adjusting delayed-off-time interval settings for of 30 seconds to 30 minutes. Compensates for real-time occupancy patterns — preventing unnecessary on/off switching
- Non-volatile memory preserves all automatic and manual settings during power outages

#### Physical

- Small, unobtrusive unit blends in with any décor
- Fast, simple installation using 4 color-coded low-voltage wires and a single mounting post
- Compatible with Wiremold® surface raceways for mounting to hard ceilings

### Infrared Ceiling Mount Occupancy Sensors and Accessories for use with Leviton Power Pack

Description	Cat. No.	Coverage	Color
PIR Ceiling Mount Occupancy Sensor	OSC04-I0W	360°, 450 sq. ft.	Off-White
PIR Ceiling Mount Occupancy Sensor	OSC15-I0W	360°, 1500 sq. ft.	Off-White
PIR Ceiling Mount Occupancy Sensor with Isolated Relay	OSC04-RIW	360°, 450 sq. ft.	White
PIR Ceiling Mount Occupancy Sensor with Isolated Relay	OSC15-RIW	360°, 1500 sq. ft.	White
Power Base Adapter	OPB15-0DW	—	Off-White
Cosmetic Adapter	OPBCA-00W	—	Off-White
Protective Cage for Ceiling Mount Sensors	ODCCG-000	—	White

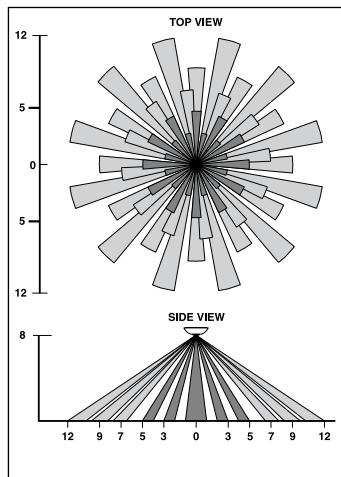


OSC04-I0W

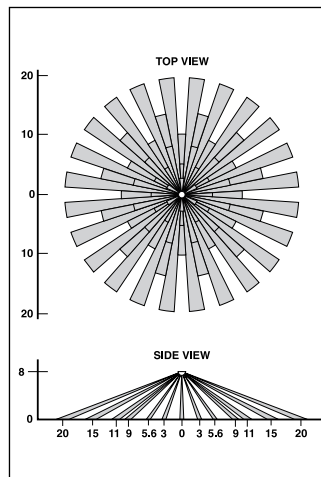
**Note:** Use low-voltage wiring to connect sensors to OPP20 or OSPxx Power Pack or OPB15 Power Base Adapter

### Field of View for Low Voltage PIR Ceiling Mount Occupancy Sensors

OSC04-I0W (in feet)



OSC15-I0W (in feet)



 Minor Motion, IR     Major Motion, IR

## Wall Mount Multi-Technology Occupancy Sensors

Advanced motion sensors combine infrared and ultrasonic technology for highly accurate monitoring without false triggering. Advanced Passive Infrared technology for highly accurate monitoring in a variety of commercial applications. All-digital self-adjusting technology provides “install and forget” solution for automatic lighting control.

### Features and Benefits

- Ultrasonic sensing for maximum sensitivity combined with passive infrared (PIR) sensing to prevent false triggers from air conditioning and corridor activity
- Isolated relay supports HVAC or other Class 2 low voltage signals
- Supports both 24VAC/VDC power supplies
- Adjustable swivel neck rotates 80° vertically and 60° horizontally. Can be used for ceiling or wall mounting
- Self-adjusting settings continuously analyze and adjust sensitivity, timer operation, and air current compensation for reliable, long-term performance
- Ambient light override to prevent lights from turning on when there is ample natural light
- Manual delayed-off-time settings of 30 seconds to 30 minutes
- Self-adjusting delayed-off-time interval settings of 30 seconds to 30 minutes. Compensates for real-time occupancy patterns, preventing unnecessary on/off switching
- Non-volatile memory preserves all automatic and manual settings during power outages
- Fast, simple installation using 3 color-coded low-voltage wires and a single mounting post

### Multi-Technology Wall Mount Occupancy Sensors and Accessories for use with Leviton Power Pack or Power Base Adapter

Description	Cat. No.	Rating	Operating Frequency	Color
Wall Mount Multi-Technology Occupancy Sensor	OSW12-MOW	115°, 1200SF	32kHz	Off-White
Wall Mount Multi-Technology Occupancy Sensor with Isolated Relay	OSW12-RMW	115°, 1200SF	32kHz	White
Power Base Adapter	OPB15-0DW	—	—	Off-White
Cosmetic Adapter	OPBCA-00W	—	—	Off-White
Protective Cage for Ceiling Mount Sensors	OSWCG-POW	—	—	White

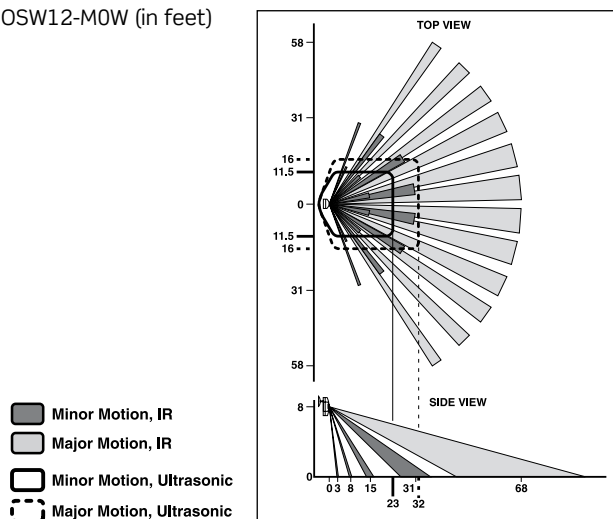


OSW12-MOW Wall Mount

**Note:** Use low-voltage wiring to connect sensors to OPP20 or OSPxx Power Pack or OPB15 Power Base Adapter

### Field of View for Low Voltage Multi-Technology Wall Mount Occupancy Sensors

OSW12-MOW (in feet)



#### Related Products

Low-voltage wiring is used to connect Leviton Occupancy Sensors to Cat. No. OPP20 Super Duty Power Packs and OSP20 Power Packs, or OPB15 Power Base Adapter (purchased separately). **See pages M-33 to M-36 for more information.**

## Infrared Indoor Wall Mount Occupancy Sensors

Advanced PIR technology for highly accurate monitoring. All-digital self-adjusting technology provides an “install and forget” solution for automatic lighting control. Use with Leviton Power Pack.

### Features and Benefits

- Self-adjusting settings continuously analyze and adjust for optimum performance
- Isolated relay supports HVAC or other Class 2 low voltage signals
- Supports both 24VAC/VDC power supplies
- Adjustable swivel neck rotates 80° vertically and 60° horizontally. Can be used for ceiling or wall mounting
- Ambient light override prevents lights from turning on when there is ample natural light
- Manual delayed-off-time settings of 30 seconds to 30 minutes
- Self-Adjusting delayed-off-time interval settings for 30 seconds to 30 minutes. Compensates for real-time occupancy patterns — preventing unnecessary on/off switching
- Non-volatile memory preserves all automatic and manual settings during power outages
- Fast, simple installation using 3 color-coded low-voltage wires and a single mounting post

### Infrared Indoor Wall Mount Occupancy Sensors and Accessories for use with Leviton Power Pack or Power Base Adapter

Description	Cat. No.	Coverage	Color
Wall Mount PIR Wide-View Occupancy Sensor	OSWWW-IOW	115, 2500SF	Off-White
Wall Mount PIR High-Bay Occupancy Sensor	OSWHB-IOW	55 ft. x 7 ft. wide @ 10 ft. high	
Wall Mount PIR Long-Range Occupancy Sensor	OSWLR-IOW	100 ft. x 14 ft. @ 10 ft. high	
Wall Mount PIR Wide-View Occupancy Sensor with Isolated Relay	OSWVW-RIW	115, 2500SF	White
Power Base Adapter	OPB15-0DW	—	Off-White
Cosmetic Adapter	OPBCA-00W	—	
Protective Cage for Ceiling Mount Sensors	OSWCG-POW	—	White

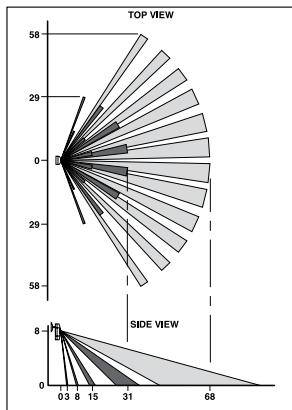


OSWHB-IOW

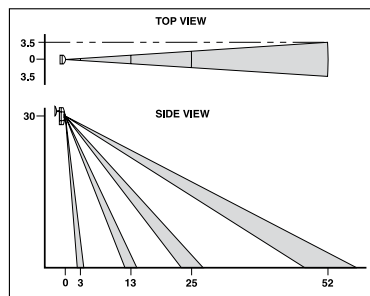
**Note:** Use low-voltage wiring to connect sensors to OPP20 or OSPxx Power Pack or OPB15 Power Base Adapter

### Field of View for Low Voltage Wall Mount PIR Indoor Occupancy Sensors

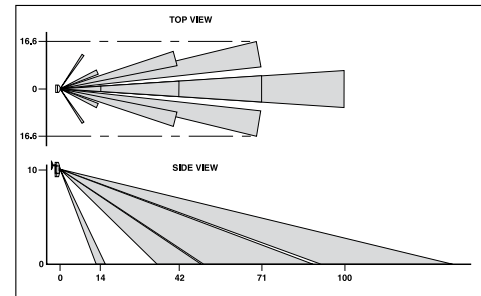
OSWVW Field of View (in feet)





OSWHB Field of View (in feet)



OSWLR Field of View (in feet)



-  Minor Motion, IR
-  Major Motion, IR

### High Frequency Occupancy Sensors

The Leviton High Frequency Occupancy Sensors are innovative devices that detect motion through low density materials and can be installed behind fixture lenses, inside lighting fixtures or behind objects made of plastic or glass. The high frequency waves offer less interference and false tripping than traditional sensing technology for reliable occupancy applications.

#### Features and Benefits

##### High Frequency Sensor (OSM3D-V1W)

- Automatic switching based on motion and ambient light level
- Zero crossing detection circuitry — protects the sensor against inrush current when switching
- LED lighting compatible
- Detection area, time delay and daylight threshold can be set via sensor DIP switch
- Hold times range from 10 seconds to 30 minutes
- 150° wall detection, 360° ceiling detection
- 5.8 GHz high frequency microwave
- 4-pole press-in terminal for easy wiring
- Surface or base mounting — can be hidden from view

##### 0-10V Dimming High Frequency Sensor (OSM3D-DDW)

- Automatic switching or dimming
- Built-in daylight sensor
- Designed to detect movement behind low-density fixture materials or behind objects made of plastic or glass
- The sensor's compact size allows it to easily fit in most luminaires
- LED lighting compatible
- Detection area, time delay and daylight threshold can be set via sensor DIP switch
- Wide detection area — range up to 52 feet
- Mounting height up to 49 feet
- Hold times range from 5 seconds to infinity
- 150° wall detection, 360° ceiling detection
- 5.8 GHz high frequency microwave
- Press-in terminal for easy wiring
- Surface or base mounting — can be hidden from view

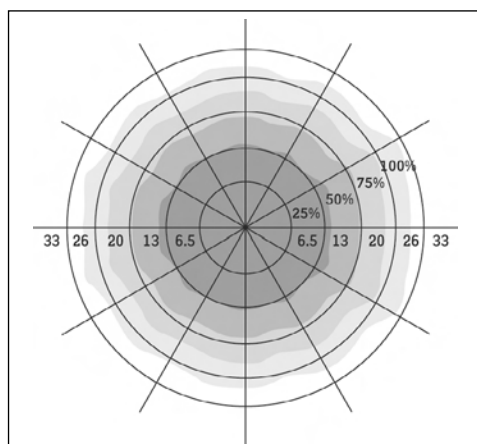
#### High Frequency Occupancy Sensors

Description	Coverage	Color	Cat. No.
High Frequency Microwave Sensor	150° (wall),	White	<a href="#">OSM3D-V1W</a>
0-10V Dimming High Frequency Sensor	360° (ceiling)		<a href="#">OSM3D-DDW</a>

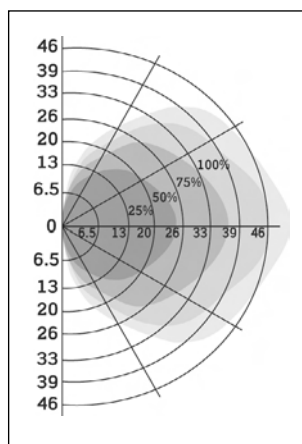


#### Field of View for High Frequency Occupancy Sensors

OSM3D Ceiling Pattern Field of View (in feet)



OSM3D Wall Pattern Field of View (in feet)



OSM3D

## Power Packs and Power Base Adapter

Power packs provide power for occupancy sensors as well as load switching circuitry. A Leviton Power Pack is required with any low voltage occupancy sensor. Add-A-Relay units can be used to expand control capability.

### Features and Benefits

#### OPP20 Super Duty Power Pack

- Robust and reliable mechanically held 20A latching relay provides dependability and robust performance for all load types and provides power savings over electrically held relay power packs
- Industry exclusive fail-safe circuitry — in the event of product failure, Return-to-Closed capability causes relay to default to a closed position (ON) for safe operation and alleviation of safety concerns
- Industry exclusive H.I.S. (High Inrush Stability) circuit designed to handle high inrush electronic ballast loads
- Switching control of LED drivers
- Submitted and passed for stringent testing
  - Tested over 1,500,000 loaded cycles
  - Passed NEMA 410 testing for electronic ballast current overload at 16A
  - Can be used to comply with NY LL48, IECC, ASHRAE 90.1 and 2022 Title 24, Part 6 daylight harvesting, demand response, bi-level switching and receptacle control requirements
  - UL/cUL 916 Listed for Energy Management Equipment
- Multiple compliance and regulatory UL and CSA testing — consult factory for details
- Output short circuit protection
- Optimal installation flexibility
  - Class 2 wires are Teflon coated for UL 2043 Plenum Rated applications
  - Mounts inside or outside fluorescent ballast cavity
  - Mounts inside or outside junction box

#### OPP20-0D1

- Auto-ON occupancy sensor input

#### OPP20-0D2

- Exclusive self-detect configurable local switch input — momentary or maintained
- Configurable for Auto-ON and Manual-ON occupancy sensor inputs
- Can be used to comply with NY LL48, IECC, ASHRAE 90.1 and 2022 Title 24, Part 6 daylight harvesting, demand response, bi-level switching and receptacle control requirements

#### OPP20-RD3

- Auto-ON occupancy sensor input
- Photocell (switching only) ready

#### OPP20-RD4

- Exclusive self-detect configurable local switch input — momentary or maintained
- Configurable for Auto-ON and Manual-ON occupancy sensor inputs
- Photocell (switching only) ready
- Can be used to comply with NY LL48, IECC, ASHRAE 90.1 and 2022 Title 24, Part 6 daylight harvesting, demand response, bi-level switching and receptacle control requirements

#### OSP20-RDH Power Pack

- Auto-ON and manual-ON inputs for occupancy sensors (OSP20-RDH)
- Hold-ON and Hold-OFF capabilities (OSP20-RDH)
- Switches incandescent, magnetic and electronic fluorescent, magnetic and electronic low voltage, and motor loads
- Compact size and light weight allows easy mounting through knockout in junction box (from either inside or outside the box) with a simple twist-on nut

*Continued on next page*

Continued from previous page

## Power Packs and Power Base Adapter

### Features and Benefits

#### Add-A-Relay

- Expands power pack load capacity by functioning as a supplementary relay
- Provides ability to switch loads in different voltage systems
- Compatible with electronic ballasts
- Same compact size and mounting features as Power Pack
- Zero-crossing switching circuitry for outstanding durability

#### Nipple Adapter

- Simplifies the connection of occupancy sensor to the low-voltage side of a power pack mounted inside a fluorescent ballast cavity
- 1/2" conduit lock nut included

## Commercial Grade Occupancy Sensor Power Packs

### Occupancy Sensor Power Packs

Description	Cat. No.	Power Input*	Relay Rating	Control Input	Power Supply Output
Power pack, basic with Auto-ON	OPP20-0D1	120-230-277VAC, 50/60 Hz	20A, 2400W @ 120V — Resistive 20A, 2400W @ 120V — General Purpose 20A, 2400W @ 120V — Incandescent 20A, 2400W @ 120V — Fluorescent	2mA, 24VDC	225mA, 24VDC
Super Duty Power Pack with Auto-ON, Manual-ON, and Local Switch Inputs	OPP20-0D2		16A, 1920VA @ 120V — Electronic Ballasts 16A, 1920W @ 120V — LED		
Super Duty Power Pack with Auto-ON and Photocell Input	OPP20-RD3		20A, 5540W @ 277V — Resistive 20A, 5540W @ 277V — General Purpose 20A, 5540VA @ 277V — Fluorescent		
Super Duty Power Pack with Auto-ON, Manual-ON, Switch, and Photocell Input, suitable for general purpose plug load control	OPP20-RD4*		16A, 4430VA @ 277V — Electronic Ballasts 16A, 4430W @ 277V — LED 1/2 HP @ 120V — Motor Load 2 HP @ 240/277V — Motor Load		
			Suitable for general purpose plug load control - 20A, 2400W @ 120V — Can be used to comply with NY LL48, IECC, ASHRAE 90.1 and 2022 Title 24, Part 6 daylight harvesting, demand response, bi-level switching and receptacle control requirements		

\*Consult with factory for 208, 220, and 240V models



Continued on next page



OPP20

Continued from previous page

## Commercial Grade Occupancy Sensor Power Packs

Occupancy Sensor Power Packs  					
Description	Cat. No.	Power Input*	Relay Rating	Control Input	Power Supply Output
Power Pack with HVAC Relay with Auto-ON and Manual-ON Inputs for Occupancy Sensors	OSP20-RDH	120-230-277VAC, 50/60Hz	20A Incandescent @ 120V. 20A Fluorescent @ 120-230-277/347VAC. 1/2HP @ 120V, 2HP @ 240-277V. HVAC: 0.5A @ 120VAC, 1A @ 30VDC	5mA, 24VDC	225mA, 24VDC
Power Pack with HVAC Relay	OSP15-R30	347VAC, 60Hz	15A Fluorescent @ 347V. 1HP @ 120V, 2HP @ 240V. HVAC: 0.5A @ 120VAC, 1A @ 30V DC		120mA, 24VDC
Add-A-Relay Unit with HVAC Relay	OSA20-R00	—	15A Incandescent @ 120V. HVAC: 0.5A @ 125VAC, 1A @ 30VDC		—

\*Consult with factory for 208, 220, and 240V models

**Note:** For use with the following Low Voltage Switches:

- 56081-021/W Low Voltage Momentary Contact Decora® Rocker Switch
- 12021-021 /W Low Voltage Standard Toggle Switch
- 56021-021 /W Low Voltage Decora® Rocker Switch



OSP20

### SPOTLIGHT

#### Leviton Energy Code Apps

IECC, ASHRAE 90.1 and Title 24 apps, gain easy access to a wealth of the lighting control code requirements on your mobile device. These valuable reference tools allow you to search by application, article language and recommended Leviton solutions. Get inspiration for designing energy code compliant applications by viewing diagrams and summaries of the requirements met for recommended solutions. For more information go to [leviton.com/apps](http://leviton.com/apps).



Title 24



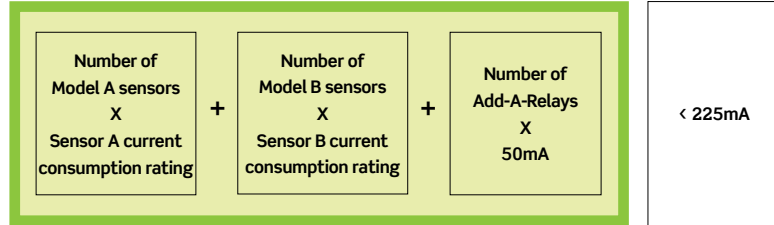
ASHRAE

## Power Packs and Power Base Adapter and Accessories

### Power Pack Capacity Formula

Leviton power packs can be used to provide power to one or more occupancy sensors. Since current consumptions of occupancy sensors may vary, the best way to ensure you order the correct number of power packs and Add-A-Relays is by using this formula:

Sensor	Current Consumption
OSC04-I, OSC15-I, OSWHB-I, OSWLR-I, OSWWV-I	10-15mA
OSC05-M, OSC05-U, OSW12-M	25mA
OSC10-M, OSC10-U	30mA
OSC20-M, OSC20-U	40mA
OSA20-R00 Add-A-Relay	50mA



### Self-Contained Power Base Adapter

Converts any Leviton low voltage ceiling or wall mount occupancy sensor to a self-contained, line voltage unit with 15A, 120/277V load capacity.

#### Features and Benefits

- Patent-pending design converts Leviton low voltage ceiling sensors to line voltage
- Ideal for both existing buildings with limited access to low-voltage wiring and new construction with line-voltage circuiting only
- Mounts easily in standard 2 1/8" deep x 4" octagon or 2 1/8" deep x 4" square electrical box with a 2-gang mud ring; flying leads provide fast line voltage connections
- Two-piece terminal block provides fast, easy low-voltage connections to the sensor
- Relay uses zero-crossing circuitry for enhanced reliability and long-life operation

#### Power Base Adapter\*

Description	Cat. No.	Power Input/Output	Rating	Color
Power Base Adapter — Converts select Leviton low-voltage ceiling or wall mount occupancy sensor models to a self-contained line voltage unit	OPB15-0DW	Power Input: 120-230-277VAC, 50/60Hz Control Input: 24VDC, 5mA Power Output: 120VAC @ 15A Incandescent; 277VAC @ 15A Fluorescent; Motor: 120VAC 3/4HP, 277VAC 2HP Control Output: 24VDC, 40mA	15A	Off-White
Cosmetic Adapter	OPBCA-00W	—	—	Off-White

Agency Listings & Code Compliance: NOM Certified.  
Consult with factory for 208, 220, 230 and 240V models.  
**Note:** Converts OSCxx-I, OSCxx-M and OSCxx-U.  
Does not convert OSCxx-R



OPB15-0DW (Occupancy Sensor not included)



## Photocells

Leviton's photocell sensors precisely monitor either task or ambient light levels. As part of a Leviton energy management system, photocells work with other components in the system to automatically adjust light levels to a user-defined level. Photocells are most suitable for installation in rooms with windows and open spaces receiving substantial ambient light. Photocells must be hardwired to a compatible Leviton lighting control system. The photocell measures ambient light in a specific area and sends this data to a dimmer or relay that, in turn, adjusts fixtures to a constant lighting level as measured in that specific area. Daylight Harvesting is achieved as lights in a room (with windows or significant, artificial ambient light) automatically brighten or dim depending on how much light the photocell detects.

### Daylight Harvesting

With daylight harvesting, ambient (often natural) light supplements in-room, artificial light in order to keep a constant lighting level while saving energy. This constant level is programmed into a compatible control device. Once hardwired to the photocell, the dimmer or relay will receive the photocell's real-time light measurement and maintain a steady level within the photocell's area of detection.

#### Features and Benefits

- Indoor photocells are designed with a flat Fresnel lens that looks downward in a 60° cone of reference to measure actual light on the work surface, reducing the influence of stray light striking the photocell from nearby windows or incidental side lighting
- Outdoor photocells are IP54 rated to guarantee ultimate protection from dirt, dust, oil, and other non-corrosive material
- Measures light from any source in the visible spectrum within a 60° cone or 180° angle of response depending on the model
- Constant lighting at the optimal level for greater visual comfort and acuity, which contributes to improved productivity
- Provides convenient, automatic hands-free daylight harvesting when integrated with Leviton lighting control products
- Lowers electric bills by reducing usage of lighting where ambient natural light is also present
- Lumen maintenance opportunity compatible

#### Photocells

Description	Cat. No.	Lens	Sensing Range	Color
Photocell	<a href="#">ODCOP-00W</a>	Clear	1-1600fc	White
Switching Photocell	<a href="#">ODCOP-S0W</a>	Clear	1-1600fc	White
Dimming Photocell	<a href="#">ODCOP-D0W</a>	Clear	1-1600fc	White
Line Voltage Photocell	<a href="#">PCCxx-00W</a>	Clear	1-1600fc	White
Indoor Photocell	<a href="#">PCIND-000</a>	Fresnel	75-800fc	White
Indoor Photocell	<a href="#">PCIND-0SV</a>	Diffuse	3, 30, 300 or 600fc	White
Outdoor Photocell	<a href="#">PCOUT-000</a>	Clear Hood	50-750fc	White
Atrium Photocell	<a href="#">PCATR-000</a>	Dome/Frost	215-2690fc	White
Skylight Photocell	<a href="#">PCSKY-000</a>	Dome/Frost	1076-8072fc	White



ODCOP-00W

### Smart PIR and Multi-Tech Ceiling Mount 0-10V Dimming Room Controllers (SRC)

The Leviton exclusive Smart Ceiling Mount Room Controller (SRC) offers high performance, code compliant, advanced room configuration in one easy-to-install device. Installers can download the Smart Sensor App for quick-and-easy room configuration with any iOS or Android device. The SRC's features meet advanced design requirements for standalone occupancy/vacancy sensing, dimming and daylight harvesting applications, offering easy configuration and operational testing for one or two 0-10V dimming zones, options for one or two daylight harvesting zones, partial-ON, partial-OFF, area control, demand response, plug load or receptacle control, and UL924 emergency lighting.

#### Wall-Switch Occupancy Sensor ODSIO



#### Features and Benefits

- Can be used to comply with IECC, ASHRAE 90.1, and 2022 Title 24, Part 6 requirements:
  - Occupancy/vacancy sensing
  - 0-10V dimming
  - Daylight harvesting
  - Partial-ON, partial-OFF
  - Demand response
  - Plug load or receptacle control
- Available in 450 to 2,000 square foot field-of-view units
- All configuration is done using the Smart Sensor App
- For larger spaces, up to five Smart Ceiling Mount Room Controllers and Smart Ceiling Mount Sensors can be connected wirelessly to expand the FOV up to 10,000 sq ft
- Passive infrared (PIR) and multi-tech (PIR + ultrasonic) models available
- Manual area control available for 3-way/multi-way applications with the PLVSW Low Voltage Keypads or SBK00 Wireless Switch and Dimmer (must all be same style)
- Manual control for independent dimming zones (dim primary and secondary daylighting zones up and down independently)
- For dual relay models (ACY15-DIW and ACY20-DMW), two keypads can be connected for manual control of each relay/lighting zone
- UL924 listed for emergency lighting: Can be connected to BMS (Building Management System) or any contact closure to force the lights full ON in case of emergency
- AutoCal feature — Digital Daylighting Level automatically calibrates photocell to specified lighting design
- Simplified daylight harvesting control of primary and secondary daylighting zones with full range 0-10V dimming
  - Primary zone dimmed up and down from photocell
  - Secondary zone dimmed up and down with offset from primary zone
- Two light pipes are included for both open (angled) and closed loop (flat and angled) daylight harvesting
  - The angled light pipe provides directional fine tuning and alignment to natural light source for closed loop applications
- Includes two interchangeable lenses for 8-12' mounting heights and 13-20' mounting heights as well as aisleway masks

*Continued on next page*

Continued from previous page

## Smart PIR and Multi-Tech Ceiling Mount 0-10V Dimming Room Controllers (SRC)

Smart Ceiling Mount Room Controller	
Description	Cat. No.
Smart Ceiling Mount Room Controller, PIR, 0-10V dimming, 2-zone	ACY15-DIW
Smart Ceiling Mount Room Controller, Multi-tech, 0-10V dimming, 1-zone, 500 sq ft coverage, 120-277VAC	AC705-DMW
Smart Ceiling Mount Room Controller, Multi-tech, 0-10V dimming, 2-zone, 2,000 sq ft coverage, 120-277VAC	ACY20-DMW
Download for free from Google Play or the Apple App Store	Smart Sensor App



Status Screen



Daylighting Screen

## Wireless Companion Switch and Dimmer and Low Voltage Keypads


The Wireless Companion Switch and Dimmer pairs wirelessly with the Smart Ceiling Mount Room Controller (SRC) and Smart Ceiling Mount Sensor (CMS) to provide a simple to install solution for wireless manual lighting control. The Wireless Companion Switch and Dimmer can be mounted directly on wall surfaces or at an existing single or multi-gang wallbox, no wiring required. Low Voltage Keypads are Decora® devices for controlling non-dimmable and dimmable luminaires connected to Smart Ceiling Mount Room Controllers (SRC) and Smart Ceiling Mount Sensors (CMS). The Low Voltage Keypads provide a unique control station with multi-function capabilities available in 1-, 2- and 4-button configurations with a matching white wallplate. Color change kits are available for additional color options.

Wireless Companion Switch and Dimmer	
Description	Cat. No.
Wireless Companion Switch, Battery powered, White	SBK00-CSW
Wireless Companion Dimmer, Battery powered, White	SBK00-CDW


  

Low Voltage Keypads	
Description	Cat. No.
Low Voltage Keypad, 1-button ON/OFF controller for use with Smart Ceiling Mount Room Controllers and Smart Ceiling Mount Sensors	PLVSW-1LW
Low Voltage Keypad, 2-button ON/OFF controller for use with Smart Ceiling Mount Room Controllers and Smart Ceiling Mount Sensors	PLVSW-2LW
Low Voltage Keypad, 4-button ON/OFF controller for use with Smart Ceiling Mount Room Controllers and Smart Ceiling Mount Sensors	PLVSW-4LW
1-button Color Change Kit (blank)	RDGSW-1Ex*
2-button Color Change Kit (blank)	RDGSW-2Ex*
4-button Color Change Kit (blank)	RDGSW-4Ex*
1-button Custom Engraved Color Change Kit	RDGSW-1Fx*
2-button Custom Engraved Color Change Kit	RDGSW-2Fx*
4-button Custom Engraved Color Change Kit	RDGSW-4Fx*

\*Replace x to indicate color: White (W), Ivory (I), Light Almond (T), Gray (G), Black (E) and Red (R). Color change kits are blank and available for custom engraving for button markings.



SBK00-CSW



SBK00-CDW



PLVSW+4LW

## Room Control

### Provolt™

#### Provolt™ 0-10V Dimming Room Controllers (PRC)

The Leviton exclusive Provolt™ 0-10V Dimming Room Controllers (PRC) offer high-performance, code compliant, advanced room configuration in one easy-to-design, install and configure device. The PRC's features meet advanced design requirements for single room/area dimming applications offering easy configuration and operational testing for 0-10V manual dimming zone, occupancy sensing, plug load control, partial-ON, partial-OFF, two daylight harvesting zones, area control and demand response. Two light pipes are included for both open loop (angled) and closed loop (flat and angled) daylight harvesting. For closed loop applications, the angled light pipe provides directional fine tuning and alignment to natural light source. Download the Provolt™ Bluetooth® Mobile App for easy room configuration and testing via any iOS or Android device.

#### Provolt™ Room Controller



#### Features and Benefits

##### Automatic Room Configuration (ARC)

The industry-exclusive enhanced automation feature optimizes lighting by monitoring and adjusting to new technology introduced to a room while preventing interferences to the PRCs signal during the life of the product.

- Room behavior and trending data adjusts automatic OFF timer
- Ultrasonic (U/S) sensor sensitivity adjustments to reduce false ONs and false OFFs
- U/S processing keeps room lighting operational by detecting other U/S sources and adjusting or shutting lights OFF as required
- Uploading and downloading custom room configuration templates reduces errors, speeds installation, testing and troubleshooting
- Used to comply with IECC, ASHRAE 90.1, and 2022 Title 24, Part 6 requirements for occupancy/vacancy sensing
  - Continuous 0-10V dimming control
  - Daylight Harvesting
  - Area control (ON, dim-up, dim-down, OFF) manually dimmable-occupancy sensing auto-ON/auto-OFF
  - Occupancy sensing auto-ON and manual-ON
  - Partial-ON
  - Partial-OFF
  - Demand response

*Continued on next page*

Continued from previous page


**Features and Benefits**

- Manual area control available for 3-way/multi-way applications with the Provolt (PLVSW) keypads (must all be same style)
- Manual control for single area dimming (dim both primary and secondary daylighting zones up and down simultaneously)
- Simplified daylight harvesting control of primary and secondary daylighting zones with full range 0-10V dimming
  - Primary zone dimmed up and down from photocell
  - Secondary zone dimmed up and down with offset from primary zone
- Two light pipes are included for both open (angled) and closed loop (flat and angled) daylight harvesting
  - The angled light pipe provides directional fine tuning and alignment to natural light source for closed loop applications
- Easily test room configuration using a smart device as a calibration, measurement and testing tool
- Connect a OPP20 power pack to a two circuit room controller for a plug load control solution
- Industry-exclusive H.I.S. (High Inrush Stability) technology
  - Tested to 1.2 million switching cycles under standard loads
  - Zero-crossing circuitry for extended life of the relay
  - Latching relay provides dependability and robust performance for all load types
- Easily download the Provolt Bluetooth Mobile App to an iOS or Android smart device and pair to the PRC using Bluetooth technology
- Select between Occupancy (Auto-ON/Auto-OFF) and Vacancy (Manual-ON/Auto-OFF)
- Add additional PRC Sensors to an application for expanded sensor coverage for cubicles and corridors

**Provolt™ 0-10V Dimming Room Controllers**

Description	Cat. No.
Provolt™ Line Room Controller, primary daylighting control, ceiling mount, M/T, 2,000 sq ft, 0-10V DC sinking signal for dimming ballast or LED driver, 120-277V (both lenses included)	O5C20-MDW
Provolt™ Line Room Controller, primary and secondary daylighting control, ceiling mount, M/T, 2,000 sq ft, 0-10V DC sinking signal for dimming ballast or LED driver, 120-277V (both lenses included)	O6C20-MDW
Provolt™ Line Room Controller, primary daylighting control, ceiling mount, PIR, 450-1,500 sq ft, 0-10V DC sinking signal for dimming ballast or LED driver, 120-277V (both lenses included)	O5C04-IDW
Provolt™ Line Room Controller, primary and secondary daylighting control, ceiling mount, PIR, 450-1,500 sq ft, 0-10V DC sinking signal for dimming ballast or LED driver, 120-277V (both lenses included)	O6C04-IDW
Download for free from Google Play or the Apple App Store	Provolt™ Mobile App

For code compliant, manual wall station control use Provolt™ Low Voltage (PLVSW) 1, 2 or 4 Button Keypads with the 0-10V Dimming Room Controllers



Smart Phone Main Screen



Smart Phone Daylighting Screen

Continued on next page


Continued from previous page

## Provolt™ Low Voltage Keypads

Provolt™ Low Voltage Keypads are Decora® devices for controlling non-dimmable and dimmable luminaires connected to Provolt™ 0-10V Dimming Room Controllers (PRC). The Provolt™ Keypads provide a unique control station with multi-function capabilities available in 1-, 2- and 4-button configurations with a matching white wallplate.

### Provolt™ 0-10V Dimming Room Controllers

Description	Cat. No.
Provolt™ Keypads, 1-button ON/OFF controller for use with Provolt™ Room Controllers	PLVSW-1LW
Provolt™ Keypads, 2-button ON/OFF controller for use with Provolt™ Room Controllers	PLVSW-2LW
Provolt™ Keypads, 4-button ON/OFF controller for use with Provolt™ Room Controllers	PLVSW-4LW
1-button Color Change Kit	RDGSW-1Ex*
2-button Color Change Kit	RDGSW-2Ex*
4-button Color Change Kit	RDGSW-4Ex*
1-button Custom Engraved Color Change Kit	RDGSW-1Fx*
2-button Custom Engraved Color Change Kit	RDGSW-2Fx*
4-button Custom Engraved Color Change Kit	RDGSW-4Fx*



PLVSW-4LW

\*Replace x to indicate color: White (W), Ivory (I), Light Almond (T), Gray (G), Black (E) and Red (R). Color change kits are blank and available for engraving

## Hospitality Key Card Switches

Leviton key card switches are designed to provide energy savings for the hospitality industry by ensuring that no devices are left on when the room is not in use. These switches control electrical circuits by simply inserting or removing the guest's access card into the device. Both line voltage and low voltage switches are available for application flexibility.

### Features and Benefits

- Functions as dependable vacancy sensor when guest leaves and removes card
- Reduce energy costs by ensuring circuits are ON only during occupancy (when key card is in switch)
- Attractive low profile design with color change kit to meet the most common room designs or décor
- LED lighting illuminates the card slot for easy location in a dark room
- High Inrush Stability (H.I.S. Technology)
  - Zero crossing circuitry optimizes relay operation for reliable, long-life operation
  - Robust mechanical latching relay is durable for all load types
- No neutral model (HKSWP-GDX) is specially designed for retrofit applications where neutral wires are not available
- Low voltage model is compatible with applications utilizing building automation systems, energy management systems, and lighting control panels
- Requires WSTLT to operate within the LevNet RF network
- Fully rated to protect the entire circuit with UL Listing and 20A relay

### Hospitality Key Card Switches

Description	Cat. No.
Hospitality Key Card switch with color change kit, 120-277V	HKSWP-ODX*
Hospitality Key Card switch with color change kit, 120-277V, no neutral	HKSWP-GDX
Hospitality Key Card switch with color change kit, 24V	HKSWP-OLX*
Faceplate, Gray, 25 pack	HKSWP-00G*
Faceplate, Ebony, 25 pack	HKSWP-00E*



HKSWP

\*All HKSWP models ship with the Color Change kit — includes a White, Ivory and Light Almond faceplate

## Integrated Room Control (IRC) Energy Management System

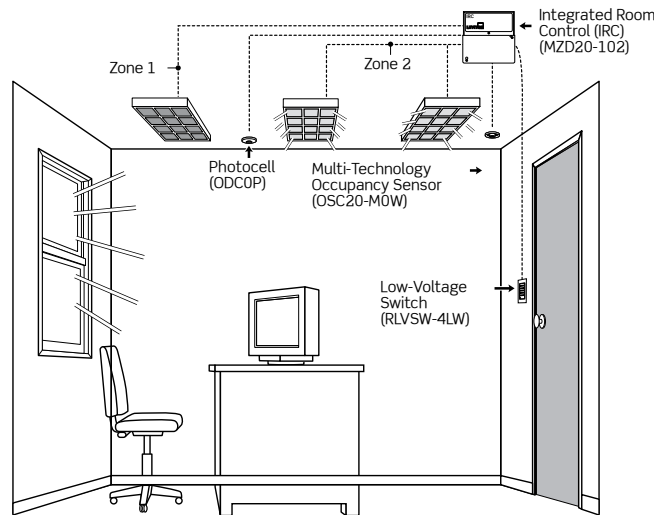
The Leviton Integrated Room Control (IRC) can be used to comply with IECC, ASHRAE 90.1, and 2022 Title 24, Part 6, 0-10V dimming, daylight harvesting, partial-ON, partial-OFF, demand response and stairwell application control requirements. IRC features several methods of Ladderless Commissioning™ for install-and-forget convenience. The performance, features and capabilities of the IRC product provide a simple and cost-effective standalone energy management solution to maximize energy efficiency and meet energy code mandates for virtually any commercial room control application.

### Features and Benefits

- Standalone, simplified daylight harvesting with full range dimming
- Demand response capabilities
- 2- or 3-zone control for LED lighting
- Kitted with factory configured sensor, photocell and 4-button switch
- 4-button switch available with ON, Bright, Dim and ON/OFF buttons with optional engraving
- 2 entry stations for individual manual zone control included with 2 zone, 2 relay kit (RCD20-102)
- Can be used to comply with 2022 Title 24, stairwell application control requirements
- Provides plug load control when paired with OPP20 Super Duty Power Pack
- Cost-effective energy code compliance
- Ladderless Commissioning™ provides install-and-forget convenience
- Convenient occupancy sensor and photocell integration
- Autocal automatic photocell target level calibration
- Accepts external time clock input to provide an OFF Sweep Function or modify the partial OFF function
- Simplified integration with emergency systems
- Controls maximum lighting output for additional energy savings potential and Task Tuning
- Daylight switching, full range 0-10V dimming
- Partial ON control for initial light level in either manual switch or occupancy sensor auto modes
- Partial OFF control for minimum continuous light level
- Adjustable minimum light level shut off value
- Emergency input drives auxiliary zones to full

*Continued on next page*

### Typical IRC Installation



#### SPOTLIGHT

#### Leviton ASHRAE Standard 90.1 2022 & CA Title 24 2022 Resources

Take advantage of Leviton's wealth of information and tools relating to ASHRAE Standard 90.1 2022 and Title 24. Gain access to code, product, and application information; download the latest design guides as well as the Leviton ASHRAE and Title 24 apps. Find it all by going to [ashrae.leviton.com](http://ashrae.leviton.com) and [title24.leviton.com](http://title24.leviton.com).



Continued from previous page

## Integrated Room Control (IRC) Load Ratings

- 20A per relay, 120/277V
- 0-10VDC LED drivers, Fluorescent, non-dimmed and 0-10V dimmed
- 120mA power output for operation of occupancy sensors, etc.

### Individual IRC for Kits

Cat. No.	Description
MZD20-102	IRC Dimming Version, 2 zone, 2 relay, 120V or 277VAC



IRC


## Integrated Room Control (IRC) Lighting Controller

The Integrated Room Control (IRC) Lighting Controller is a Decora® device for controlling non-dimmable and dimmable luminaires connected to the IRC Controller. The IRC Lighting Controller provides a unique control station with multi-function capabilities available in a 4-button or simple 2-button configuration.

### IRC Controller

Cat. No.	Description
RLVSW-4LW	4-button ON/OFF Controller for use with IRC System
RDGSW-4Ex*	4-button Color Change Kit
RDGSW-4FX*	4-button Custom Engraved Color Change Kit

\*Replace x to indicate color: White (W), Ivory (I), Light Almond (T), Gray (G), Black (E) and Red (R)




IRC Controller



## Lumina™ RF Wireless Room Control System

Add wireless control to virtually any ON/OFF or dimming device with Lumina™ RF Wireless Keypad Room Controllers. Compatible with virtually all lamp fixtures and load control devices, Lumina™ RF Standalone devices offer a scalable, flexible wireless mesh solution to meet the unique control needs of virtually any space all without having to pull new wires. Control one fixture or a group of fixtures in multiple zones.

### Lumina™ RF Wireless Room Control System



### Lumina™ RF Wireless Room Control System Compatibility Chart

	<p><b>Lumina™ RF Keypad Room Controllers*</b></p> <ul style="list-style-type: none"> <li>The “brain” of the system — just one room controller per space needed</li> <li>Coordinates all the energy management functions in a space and provides multi-zone control, full range dimming, scene control and manual control</li> <li>Wirelessly configure button operation via the Lumina™ RF Standalone app</li> </ul>	<p><b>Wireless 24VDC Low Voltage Decora® Wall Dimmer</b></p> <ul style="list-style-type: none"> <li>Low voltage rocker manual dimmer is used to control any 0-10V dimming ballast or LED driver</li> <li>24VDC is supplied by an OPP20 Power Pack which also switches the load ON and OFF</li> </ul>
	<p><b>Lumina™ RF Decora® Wall Switch Room Controller and Dimmer with 5A Relay</b></p> <ul style="list-style-type: none"> <li>Manages a room by coordinating activities of all devices within the space and loads up to 5A with ON/OFF and dimming control</li> </ul>	<p><b>Wireless 10A 0-10V Decora® Wall Dimmer</b></p> <ul style="list-style-type: none"> <li>Manual switch with dimming bar used to provide wireless control of lighting loads including high inrush LED loads</li> </ul>
	<p><b>Wireless 20A ON/OFF Switching Power Pack</b></p> <ul style="list-style-type: none"> <li>ON/OFF relay used for plug load control, motor loads or non-dimming luminaires</li> </ul>	<p><b>Zigbee Controlled Receptacle</b></p> <ul style="list-style-type: none"> <li>Provides wireless ON/OFF plug load control of lamps, appliances and other similar devices up to 15A</li> </ul>
	<p><b>Wireless 0-10V Dimming Power Pack</b></p> <ul style="list-style-type: none"> <li>Can be used to control any 0-10V controlled load</li> </ul>	<p><b>Wireless Occupancy Sensor and Photocell</b></p> <ul style="list-style-type: none"> <li>Controls the load directly, detects occupancy and communicates to and receives commands from the Lumina™ RF Keypad</li> <li>Equipped with a high-resolution digital photocell for applications that require daylight harvesting or ambient light hold-off</li> </ul>
	<p><b>Wireless 800W Phase Cut Dimming Power Pack</b></p> <ul style="list-style-type: none"> <li>Allows for dimming of full phase loads</li> </ul>	<p><b>Lumina™ RF Standalone App</b></p> <ul style="list-style-type: none"> <li>The only setup tool needed, download via Google Play or Apple App Store</li> </ul>
	<p><b>Wireless 10A ON/OFF Wall Switch</b></p> <ul style="list-style-type: none"> <li>Used to provide wireless control of lighting loads including high inrush LED loads</li> </ul>	

\*Additional Room Controllers can be added to a system for multi-way switching.  
 \*\*Provides load control capabilities

Continued on next page

Continued from previous page

### Lumina™ RF Wireless Room Control System

#### Features and Benefits

- Compatible with virtually all lamps, fixtures and load control devices for a simple and flexible wireless system
- Scalable, flexible wireless controls for retrofits and new construction
- Control one fixture or a group of fixtures in multiple zones
- Configure, monitor and control the system with the Lumina™ RF Standalone App—the only setup tool needed
- Can be used to comply with IECC, ASHRAE 90.1 and 2022 Title 24, Part 6 space/area control, dimming, occupancy/vacancy sensing, automatic shutoff, multi-zone daylight harvesting and receptacle control requirements

#### Advanced Wireless Controls

- **Lumina™ RF Wireless Keypad Room Controller** — The “brain” of the system — just one room controller per space needed. Coordinates all the energy management functions in a space and provides multi-zone control, full range dimming, scene control and manual control
- **Lumina™ RF Wall Switch Room Controller and Dimmer with 5A Relay** —The “brain” of the system — just one room controller per space needed. Provides ON/OFF control with additional room control capabilities available in the Keypad Room Controller. 0-10V dimming model available
- **Wireless Wall Switches and Dimmers** — Provides wireless control of lighting loads including 0-10V dimming and ON/OFF control
- **Wireless Load Control Devices** — Add to virtually any lamp or fixture for a wireless ON/OFF, 0-10V dimming and phase cut dimming solution
- **Wireless PIR Occupancy Sensor and Photocell** — Add wireless occupancy/vacancy sensing and daylight harvesting with no additional wiring
- **Lumina™ RF Standalone App** — The only setup tool needed, allows for room configuration, monitoring and remote control from an Android or iOS smart device

#### Lumina™ RF Wireless Keypad Room Controllers\*

Description	Cat. No.
Lumina™ RF Decora® 1-Button multi-function BLE keypad with room controller, 120-277VAC, 50/60Hz	DLDNK-01W
Lumina™ RF Decora® 2-Button multi-function BLE keypad with room controller, 120-277VAC, 50/60Hz	DLDNK-02W
Lumina™ RF Decora® 4-Button multi-function BLE keypad with room controller, 120-277VAC, 50/60Hz	DLDNK-04W
Lumina™ RF Decora® 8-Button multi-function BLE keypad with room controller, 120-277VAC, 50/60Hz	DLDNK-08W
Lumina™ RF Decora® Wall Switch Room controller with 5A Relay, 120-277VAC, 50/60Hz, 5A Load	DL05S-D0Z**

#### Decora® Wireless Wallbox Room Controller

Description	Cat. No.
Decora® RF Wireless 0-10V Wallbox Room Controller, 2.4GHz, 120-277VAC, 50/60Hz, 5A Load	DL057-D0Z
Decora® Wireless 0-10V Wallbox Room Controller, 2.4GHz, 347VAC, 50/60Hz, 5A Load	DL057-30Z

#### Wireless Load Control Devices

Description	Cat. No.
Wireless 20A ON/OFF Switching Power Pack	LU20S-DNW
Wireless 10A, 0-10V Dimming Power Pack	LU107-DNW
Wireless 800W Phase Cut Dimming Power Pack	LU04P-1NW

\*Not compatible with other Lumina® RF Gateway products. Contact Leviton for more information

Continued from previous page

Wireless Decora® Dimmers and Switches	
Description	Cat. No.
Wireless Decora® Wall Switch, 2.4 Zigbee, 120-277 VAC, 50/60Hz, 10A Load	ZS10S-D0Z
Wireless 24VDC Low Voltage Decora® Wall Dimmer, 2.4GHz, 24VDC, 0-10V Sinking, 20mA	ZS057-ALZ
Wireless Decora® 0-10V Wall Dimmer, 2.4 GHz, 120-277 VAC, 50/60Hz, 8A Load, 0-10V Sinking, 50mA	ZS057-D0Z
Wireless Decora® 0-10V Wall Dimmer, 2.4 GHz, 347VAC, 50/60 Hz, 4A Load, 0-10V Sinking, 50 mA	ZS057-30Z

Zigbee Controlled Receptacle	
Description	Cat. No.
Zigbee Controlled Receptacle	ZSTLR-1HW

Wireless PIR Occupancy Sensor and Photocell	
Description	Cat. No.
Wireless PIR Occupancy Sensor and Photocell, 1,500 sq ft	ZC015-BIW

Leviton Bluetooth-Enabled Lumina™ RF Standalone App	
Description	Cat. No.
Lumina™ RF Standalone App (download via Apple App Store or Google Play)	Free

## Approved Compatible ZigBee-enabled LED Lamps and Fixtures

Approved Compatible ZigBee-enabled LEDVANCE SYLVANIA SMART+ Lamps and Luminaires*					
Product No.	Ordering Abbreviation	Description			
71507	Ledtroff34wadwjw22zbs+	Sylvania Smart+ ZigBee Troffer 2X2 Adjustable White Retrofit Kit			
71506	Ledtroff48wadwjw24zbs+	Sylvania Smart+ ZigBee Troffer 2X4 Adjustable White Retrofit Kit			
73773	Led48flexlrgbwzbs+	Sylvania Smart+ ZigBee Flex Xl Full Color And Adjustable White Lighting Kit			
74284	Led48flexlrgbwzbs+	Sylvania Smart+ ZigBee Flex Xl Smart+ Expansion			
74746	Ledpanel32wadwjw22zbs+	Sylvania Smart+ ZigBee Edge-Lit Panel 2X2 Adjustable White Fixture			
74523	Ledpanel40wadwjw24zbs+	Sylvania Smart+ ZigBee Edge-Lit Panel 2X4 Adjustable White Fixture			
73739	Led11br30rgbwzbs+	Sylvania Smart+ ZigBee Br30 Full Color And Adjustable White Bulb			
73740	Led9.5Br30adjwzbs+	Sylvania Smart+ ZigBee Br30 Adjustable White Bulb			
74581	Led11br30dim10ys+	Sylvania Smart+ ZigBee Br30 Soft White Bulb			
74282	Led8.5Mr16tws+	Sylvania Smart+ ZigBee Mr16 Adjustable White Bulb			
74281	Led21rthodim56rgbws+	Sylvania Smart+ ZigBee Rt 5/6 Ho Full Color And Adjustable White Led Recessed Lighting Kit			

Approved Compatible ZigBee-enabled Signify MasterConnect and EasySmart Lamps**					
Product No.	Model No.	Description	Volts	Color Temp. (K)	LED Lifetime
537175	9290012811	14T8/48-830/IF20/MAScon IA 10/1	120/277	3000	50,000
537183	9290012812			3500	
537191	9290012813			4000	
537209	9290012814			5000	
466458	9290012811	14T8/48-3000 IF 10/1 EasySmart		3000	
466466	9290012812			3500	
466474	9290012813			4000	
466482	9290012814			5000	

\*Sold separately. Refer to <https://www.ledvance.com>

\*\* Sold separately. Refer to <https://www.signify.com>

Continued on next page

## Sapphire™ Touch Screen Room Controller

Sapphire™ Touch Screen Room Controller provides the flexibility of a fully customizable user interface with the convenience of native controls from Leviton's Commercial Systems products. Sapphire™ Room Controllers are Leviton's premier touch screen offering occupancy/photo cell sensing, full-range automatic dimming, color tuning and daylighting integration. Schedule holidays and daily lighting schedules from the touch screen.

### Sapphire™ Touch Screen Room Controller



Sapphire™ user interface — Administration



Sapphire™ user interface — Conference Room



Sapphire™ user interface — Gym

### Features and Benefits

- 7" capacitive touch screen
- Direct control of Leviton Hi-Fi over Ethernet
- Direct control of Leviton Switcher/Scaler over Ethernet
- User interface components
  - Tabs/pages
  - Buttons
  - Sliders
- Touch screen status updated from actual device status
- LumaCAN® connectivity
- Secure password protected administration
- Online/offline configuration and screen design through PC Tool
- Software and configuration updates through front panel USB memory stick
- Available faceplates: White, Light Almond and Black

*Continued on next page*

Continued from previous page

### Features and Benefits

#### LCD Applications

- Color tuning — 0-10V, DMX
- Conference room control
- Building supervisor control panel
- Classroom control
- Executive office control
- Ballroom control
- Anywhere touch-interface is desired

#### Room Controller Details

- (2) low voltage/analog inputs for connecting of occupancy sensors, photocells, etc.
- Receives input signals for automatic dimming and daylighting within the space
- Allows for closed loop daylight harvesting

#### Scheduler Details

- 7 day scheduler
- (2) custom, user-defined holiday exception calendars for convenience, and can be used to comply with IECC, ASHRAE 90.1, and 2022 Title 24, Part 6 scheduling requirements
- Astronomical time clock and special event calendar
- Incorporate color tuning strategies for circadian rhythm simulation that can continuously run in the background without any scheduled events

#### AV Controls

- Set scenes for different usage scenarios with the press of a button
- Set audio zone levels
- Select video source
- Utilizes Bluetooth integration to stream music directly into a system via a smartphone or tablet, or from traditional CD players and MP3 docks

#### Slider Details

- Configurable caption
- Supports only set channel/group level commands

#### Button Details

- Button Operating Modes
  - Toggle
  - Press/release
  - Preset group
- Configurable caption
- All network commands supported

#### Network Commands

- Administrative Functions
  - Network setup
  - Log file import/export
  - Configuration update
  - Snapshot record
  - Snapshot edit
- Set channel level
- Set group level
- Fade stop
- Room combine/separate
- Fade rate or fade time
- Raise/lower
- Turn audio zone ON/OFF (Hi-Fi)
- Set audio zone level (Hi-Fi)
- Select audio zone source (Hi-Fi)
- Select video source (Switcher/Scaler)
- Projector ON/OFF (BC4)

### Sapphire™ Touch Screen Room Controller

Description	Cat. No.
7" Touch Screen, capacitive interface, no faceplate included	TS007-000
7" Touch Screen Color Change Kit, Black faceplate	TS007-COE
7" Touch Screen Color Change Kit, Light Almond faceplate	TS007-COT
7" Touch Screen Color Change Kit, White faceplate	TS007-COW
7" Touch Screen Locking Cover, Black	TS007-LCE
4 Gang box	BBG04-000
4 Gang raised device ring for use with BBG04-000	WPG04-DRO
+24VDC, 1A, 30W 100-277VAC input DIN Rail Power Supply. UL, CUL & CE. Terminals on input and output	PST24-I10



Sapphire™ with Black Faceplate



Sapphire™ Black Faceplate



Sapphire™ Almond Faceplate



Sapphire™ White Faceplate

## Switcher/Scaler

The Leviton Switcher/Scaler (SS0AV) is a high-performance scaler with 9 video input interfaces to switch or scale to HDMI/HDBaseT outputs. Use with the Sapphire™ Room Controller for integrated control of lighting and AV systems.

### Features and Benefits

- (9) video inputs: x (1) Analog, (1) Component, (2)VGA, (3) HDMI, (1) DisplayPort, (1) HDBaseT
- (1) video output on HDMI or an HDBaseT port
- (9) analog audio inputs: unbalanced stereo audio, 20Hz-20KHz
- (1) balanced stereo line out or stereo speaker output with 2x20W@4Ω or 2x10W@8Ω, or HDMI audio out
- 8-level volume control per audio input, 100-level volume control for audio output
- Maximum input/output resolution up to WUXGA (1920 x 1200)
- Seamless audio and video switching—no black screen or fragments
- HDMI 1.3a, HDCP1.3, DisplayPort 1.1
- Audio can be mixed or separated from HDMI input and HDMI output
- EDID management for rapid integration of sources and displays
- Control method: front panel, RS-232, Ethernet, Sapphire Touch Screen
- Web interface for configuration

### Switcher/Scaler

#### Description

Switcher/Scaler (9) video inputs, (1) video output, HD15, HDBaseT; (1) HDMI and HDMT Output

#### Cat. No.

SS0AV-091



Switcher Scaler Front



Switcher Scaler Back

### SPOTLIGHT

#### Leviton ASHRAE Standard 90.1 2022 & 2022 CA Title 24 Resources

Take advantage of Leviton's wealth of information and tools relating to ASHRAE Standard 90.1 2022 and Title 24. Gain access to code, product, and application information; download the latest design guides as well as the Leviton ASHRAE and Title 24 apps. Find it all by going to [ashrae.leviton.com](http://ashrae.leviton.com) and [title24.leviton.com](http://title24.leviton.com).

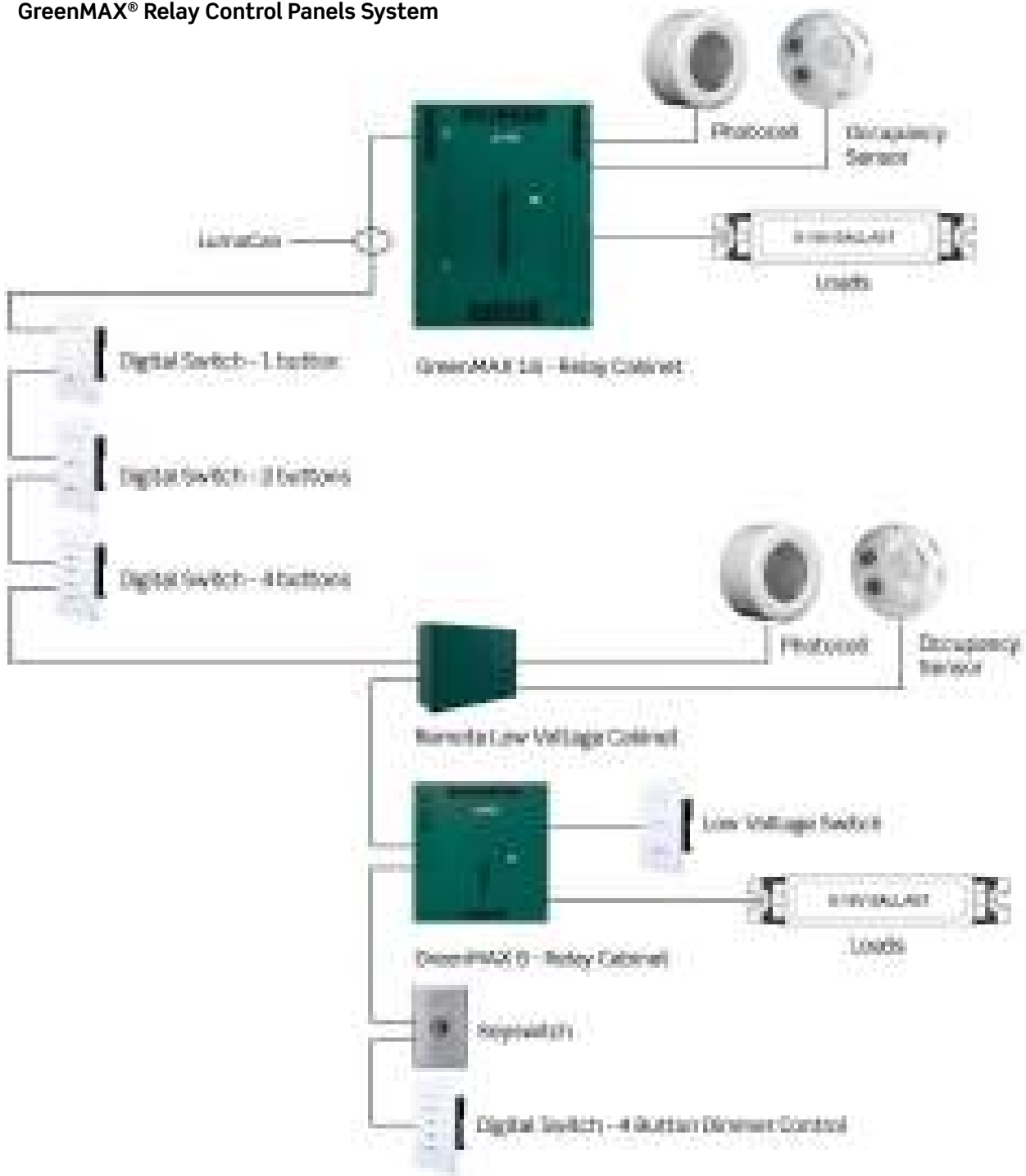


## GreenMAX® Relay Control Panels

### Smart Lighting Control

Designed for the contractor, specifier and end user, GreenMAX® Relay Control Panels offer the best performance, reliability, flexibility and energy savings of any relay control available. GreenMAX® easily integrates lighting control strategies that include switching, dimming, pulse control, behavior controls, scheduling, occupancy sensing and daylight harvesting.

#### GreenMAX® Relay Control Panels System



Continued on next page

Continued from previous page

## GreenMAX® Relay Control Panels System

### Features and Benefits

- Scalable solution offers future expansion opportunities
- Easy energy code compliance and LEED point eligibility
- Can be used to comply with IECC, ASHRAE 90.1, and 2022 Title 24, Part 6 occupancy/vacancy sensing, 0-10V dimming, daylight harvesting, partial-ON, partial-OFF, scheduling, demand response, and receptacle control requirements
- Daylight harvesting capabilities
  - Dimming
  - Switching
  - Open Loop
  - Closed Loop
- Highest Short Circuit Current Rating (SCCR) of 25,000A at 277VAC for maximum equipment reliability
- Robust latching Relay Modules are rated 30A general fluorescent ballast and 20A electronic ballast in 1-pole and 2-pole configurations with the same footprint, available with or without the Return to Closed (RTC) functionality
- 0-10V dimming control with dimming and switching relay modules
- 0-10V and timed control using Leviton's exclusive behavioral design — use with low voltage sensors, photocells and switches
- Programming and monitoring of the system is conveniently done with a portable Handheld Display Unit (HDU) and simplified Behavior settings in the space being controlled rather than from the electrical room
- Modular system was designed to ship the empty cabinet enclosure, complete with doors and covers, to the job site to make installation of the cabinet and conduits easier
- Communication over LumaCAN and Ethernet — to simplify configuration and ensure start up simplicity
- Accommodates low voltage inputs such as occupancy sensors, photocells, contact closures, and switches
- Wiring area covers and isolation barriers conceal the circuit wiring and provide maximum arc flash protection when installed allowing work to be done with power on without chance of exposure to high voltage — no Arc Flash Suit needed
- Custom engraving available on digital switches and wallplates
- Relay pulse control provides control of large mechanical contactors
- Industry leading 25,000A Short Circuit Rating (SCCR) at 277VAC withstands circuit faults for increased safety
- Native communications network protocols — BACnet IP, Ethernet and LumaCAN — are built into each Command Module to offer unparalleled connectivity; no additional parts or adapters are needed to communicate with other products utilizing these protocols
- Can be used to comply with IECC, ASHRAE 90.1, and 2022 Title 24, Part 6 occupancy/vacancy sensing, 0-10V dimming, daylight harvesting, partial-ON, partial-OFF, scheduling, demand response, and receptacle control requirements
- Meets California Energy Commission demand response requirements
- Modular system includes separate empty Cabinet enclosures, Command Modules and Relay Insert Panels to minimize handling and subsequent damage during the installation process
- Easy updates — loading firmware is automated and only requires plugging in a flash memory card and pressing a button
- System can be connected via Ethernet or LumaCAN networks
- All network connections are made with RJ45 connectors and cabling is standard CAT6
- Low Voltage Remote Input Card can be combined with LevNet RF™ Self-Powered Wireless Solutions to create a wireless hybrid system of inputs
- All programming and configurations are stored on a MicroSD memory card, which eliminates the need for non-volatile memory
- BMS interface through BACnet IP

For more information visit [www.leviton.com/greenmax](http://www.leviton.com/greenmax)

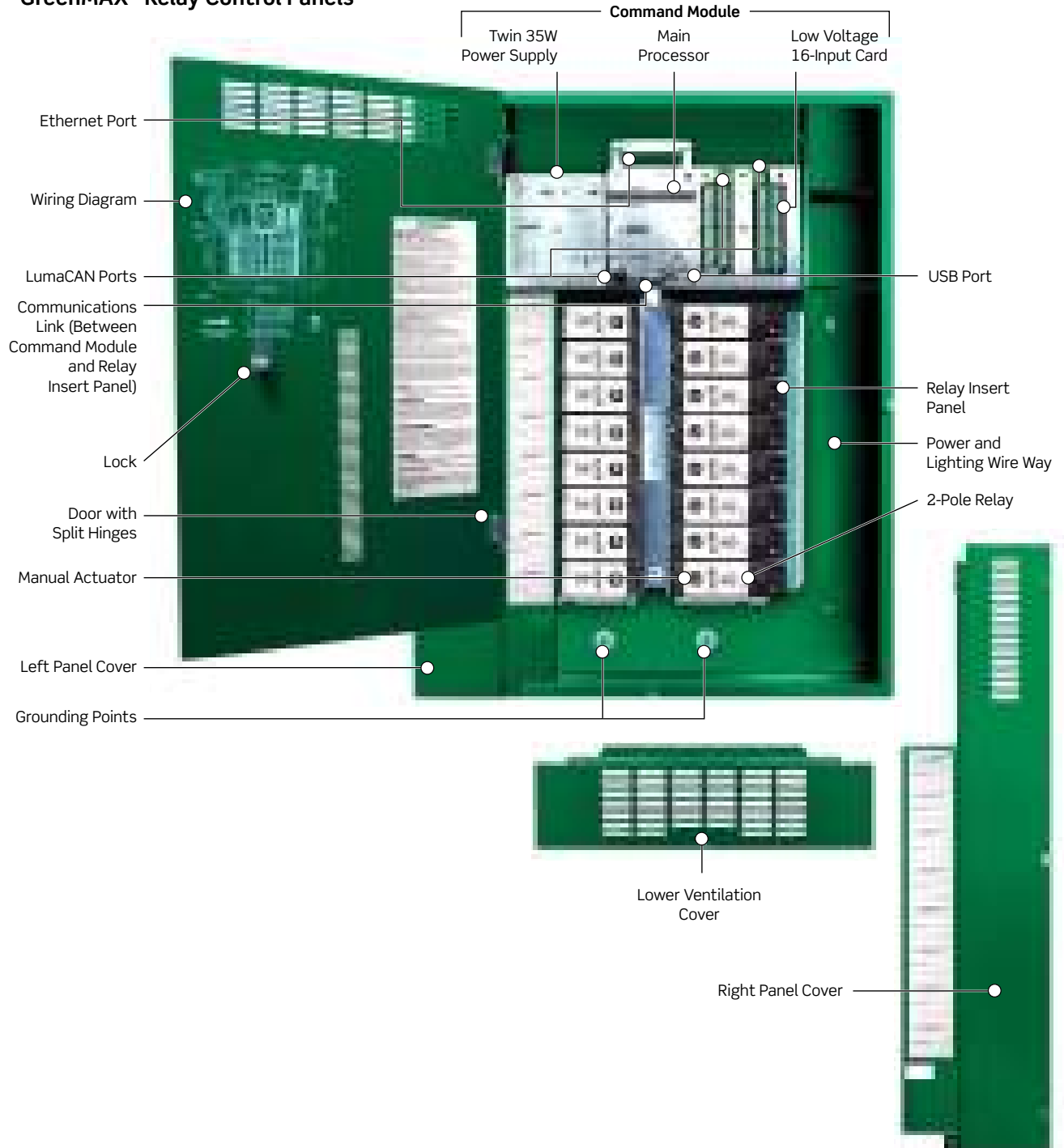
Continued on next page



Continued from previous page

**GreenMAX® Relay Control Panels**

**GreenMAX® Relay Control Panels**



Continued on next page

Continued from previous page

## GreenMAX® Relay Cabinets

### Features and Benefits

- GreenMAX® system connects together with Cat6 cable and RJ45 connectors; power is provided to devices over this network running the LumaCAN protocol
- Empty cabinet enclosures ship separately from electronic components — Command Module and Relay Insert Panel — making the cabinets lighter and easier to handle and requiring less effort to install
- Empty cabinet also provides unobstructed access to conduit entry points and reduces the risk of damaging electronics
- Relay cabinets can hold 8, 16, 32 and 48 relays — each with unlimited and flexible configuration capabilities (the 0-10VDC dimming and switching relay models can be installed in any available relay slot)
- Increased arc flash protection — the cabinet door opens to expose only the low voltage area of the cabinet
- Remote Low Voltage Panels allow the connection points of the low voltage wiring enclosure to be installed closer to the devices it serves, reducing wiring and labor costs and making commissioning or troubleshooting easier
- Takes only eight screws to assemble the internal Relay Insert Panels and Command Module of a 48-Relay GreenMAX® cabinet
- A single relay or group of relays can be separated by sliding an isolation barrier between relays to eliminate the need for an additional cabinet to handle emergency loads and to allow voltages from mixed sources in the same cabinet
- Native communications network protocols — BACnet IP and Ethernet — are built into each Command Module to offer unparalleled connectivity; no additional devices are needed to communicate with other products utilizing these protocols



R16TC

## GreenMAX® Relay Modules

### Features and Benefits

- All GreenMAX® relay modules have a 25,000A at 277VAC Short Circuit Current Rating (SCCR) for increased reliability and durability
- Rated at 30A general fluorescent ballast and 20A incandescent, HID, electronic ballast, and LED
- All GreenMAX® Relay Modules are 1-pole or 2-pole latching relay types that reduce parasitic energy use. All relay modules are the same physical size, allowing the optimal mix of relays for each application
- Self-contained Dimming and Switching Relay Module in 1-pole configurations features daylight harvesting capabilities
- All four wires required for 0-10V dimming ballast wiring connect directly to the module — no additional control board required
- All relays are latching with a manual actuator that allows users to manually bypass the system to turn lights ON or OFF without CPU power
- Metering relays provide 3% accuracy and are not suitable for revenue grade applications. Data is provided over BACnet through analog output objects and may be aggregated using Leviton's Measurement & Verification products
- LED Ready



RELAY-1DS

Continued on next page

Continued from previous page

### Handheld Display Unit (HDU)

#### Features and Benefits

- Allows programming, system configuration and scheduling to be done in the space being controlled rather than in the electrical room to make commissioning and set-up functions easier
- Configure and control the entire GreenMAX® system (or multiple systems) from any convenient network access point — relay cabinets, switches or remote low voltage cabinets with just one HDU
- Provides interface with all devices and relays in the system
- Can be stored in the cabinet or designated docking station
- Communicate via LumaCAN
- 7 hour run time on a single full charge ; batteries charge when plugged into the LumaCAN network
- Astronomical clock — sunrise/sunset
- HDU need not be connected to system during operation. The full computing power of a PC remains in the palm of your hand
- Comes complete with a set of rechargeable batteries



Handheld Display Unit (HDU)

### GreenMAX® Switches

#### Features and Benefits

- GreenMAX® digital key switches provide secure button presses on the network
- Manual control as required by energy codes
- Available in 1, 2, 4 and 8 button configurations, and key switch version
- Custom engraved labeling available on switch buttons and plastic screwless wallplates; engraving not available on stainless steel wallplate
- Switch colors available: White, Light Almond, Ivory, Gray, Black, and Red; all come with a matching wallplate; key switch comes with a stainless steel wallplate and tamper-resistant screws (tool included)
- Each digital switch button has a green LED pilot light to report the corresponding relay state
- 1, 2, 4, and 8 button switches can be ganged together in wallboxes (multi-gang wallplate sold separately)
- RJ45 connectors to provide inline connection to the LumaCAN network
- Any 4-button switch model can be configured to control 0-10VDC dimming circuits
- Easy-to-access port on top of switch provides connectivity for the GreenMAX® HDU



RDGSW-1DW



RDGSW-2DW



RDGSW-4DW



RDGSW-8EW



RDGSW-1KS  
Front with Faceplate

Continued on next page

Continued from previous page

## Programming GreenMAX® with Lighting Behaviors

### Lighting Customization

GreenMAX® controls allow different behavior settings to be programmed throughout the day. Using the HDU, any room can be set with just a few button selections:

- Select the behavior desired and the time behavior will take place
- Choose any additional behavior transitions and the time transition will take place
- Optional override to sunrise/sunset astronomical clock prevents lights from activating prematurely in summer or too late in winter
- Set behaviors to scale on a daily, weekly, monthly or holiday schedule
- Up to 24 behaviors per 24 hour period can be programmed and can be as close together as one minute

### Simple and Easy Programming

- Using the HDU, select the number on the screen corresponding with the desired behavior
- Enter time and dates to be in effect and any corresponding behavior modifiers. Behaviors can be set for entire system or individual rooms/relays

GreenMAX® Lighting Behaviors

Number	Description	Occupancy Sensor	Photocell	Switch	Time
B1	Lights turned ON with the switch. Can be turned OFF with switch. Occupancy sensor will turn OFF upon vacancy.	OFF	—	ON/OFF	—
B2	Lights turned ON with the occupancy sensor. Can be turned OFF/ON with switch. Occupancy sensor will turn OFF upon vacancy.	ON/OFF	—	ON/OFF	—
B3	Occupancy sensor turns lights ON/OFF.	ON/OFF	—	—	—
B4	Switch ON/OFF.	—	—	ON/OFF	—
B5	Time triggers a Blink Warn sequence, an OFF blink followed by a variable ON delay. Switch interrupts sequence and starts override timer. Will automatically turn OFF relay if override timer reaches zero.	—	—	ON/OFF	Blink/OFF
B6	Turn ON at specific time.	—	—	—	ON
B7	Turn OFF at specific time.	—	—	—	OFF
B8	Occupancy sensor turns ON lights with occupancy. Measured light level above photocell trigger point turns OFF or keeps lights OFF. Below setpoint allows control by Occupancy Sensor. Occupancy sensor turns OFF lights with vacancy.	ON/OFF	OFF	—	—
B9	Switch turns ON/OFF lights. Measured light levels above Photocell trigger point turns OFF or keeps lights OFF. Below setpoint allows control by occupancy sensor. Occupancy sensor turns OFF lights with vacancy.	OFF	OFF	ON/OFF	—
B10	Occupancy sensor turns ON lights with occupancy. Measured light level above photocell trigger point turns OFF or keeps lights OFF. Below setpoint allows occupancy sensor control. Switch can turn ON/OFF lights by overriding occupancy sensor control. Occupancy sensor will turn OFF lights upon vacancy.	ON/OFF	OFF	ON/OFF	—
B11	Switch ON/OFF. Measured light level above photocell trigger point turns OFF or keeps lights OFF. Below setpoint allows switch control.	—	OFF	ON/OFF	—
B12	Turns ON at specified time. Measured light level above photocell trigger point turns OFF or keeps lights OFF. Below setpoint relinquishes control to the constant ON state.	—	OFF	—	ON
B13	Occupancy sensor turns lights partially ON. Switch turns lights ON full bright or turns them OFF.	ON/OFF	—	ON/OFF	—
B14	Lights turn ON at minimum level. Occupancy sensor raises/lowers light level between Partial-ON and full ON.	ON/OFF	—	—	—

Continued on next page

Continued from previous page

## Programming GreenMAX® with Lighting Behaviors

Behavior Details		
Behavior	Description	Coverage
Switch OFF Delay	When relay is turned ON with the switch, length of time before relay will automatically turn OFF.	2.5, 5, 10, 15, 30, 60, 90, 120 minutes, and Constant ON
Occupancy Sensor OFF Delay	When vacancy is determined, length of time before relay will automatically turn OFF.	0, 0.5, 2.5, 5, 10, 20, 30 minutes
Photocell Delay	Delay before action is taken after a photocell trigger point has been crossed.	0, 0.5, 2.5, 5, 10, 20 minutes
Blink Warn — Blink Duration	Length of the OFF Blink used to notify occupants that an OFF sequence has been initiated.	0.5-25.4 seconds
Blink Warn — Delay	Specified period of time that follows the Blink. If button is pressed during this period, the delay timer stops and the Override Time starts. If no buttons are pressed, the lights will turn OFF.	1-254 minutes
Blink Warn — Override Time	The relay will remain ON for the duration of this timer. A new Blink Warn sequence will be initialized at the end of this period. If the relay had been OFF previously and a button is pressed to turn the relay ON, this timer will be started again.	1-254 minutes

### GreenMAX® Relay Control Panel Components

Cat. No.	Description
<b>Tubs and Covers (all cabinets are surface mount with a locking door)</b>	
R08TC-100	GreenMAX® Relay Cabinet, 8-Relay Size, NEMA 1
R16TC-100	GreenMAX® Relay Cabinet, 16-Relay Size, NEMA 1
R32TC-100	GreenMAX® Relay Cabinet, 32-Relay Size, NEMA 1
R48TC-100	GreenMAX® Relay Cabinet, 48-Relay Size, NEMA 1
<b>Command Modules (includes power supply and main processor unit, option 24VDC Low Voltage Input Card)</b>	
RPM00-300	Main Command Module, 100-277VAC, 50/60 Hz, no inputs, LumaCAN3
RPM08-308	Main Command Module with 8-Port Low Voltage Input Card, 100-277VAC, 50/60Hz, LumaCAN3
RPM16-316	Main Command Module with 16-Port Low Voltage Input Card, 100-277VAC, 50/60Hz, LumaCAN3
<b>Panel Interiors (all panels are 16-position, rated 30A, 120-230-277/347VAC, 50/60Hz)</b>	
R0800-000	Relay Insert Panel, Empty with 8 Spaces
R1600-000	Relay Insert Panel, Empty with 16 Spaces
R1616-1CB	Relay Insert Panel with 16 1-Pole Basic Relays
R1616-1DS	Relay Insert Panel with 16 1-Pole Dimming and Switching Relays
R1616-2CB	Relay Insert Panel with 16 2-Pole RTC Relays
<b>Handheld Display Unit (HDU)</b>	
RHDU1-300	Handheld Display Unit, Cabinet Mounting, LumaCAN3
RHDU1-001	Handheld Display Unit, Mounting Bracket Requires 2 Gang Back Box
<b>Remote Inputs with Power Supply (all cabinet power supplies rated 120-277VAC, 50/60Hz)</b>	
RLV08-308	Remote Low Voltage Input Cabinet, 8 Inputs, NEMA 1 Enclosure, LumaCAN3
RLV16-316	Remote Low Voltage Input Cabinet, 16 Inputs, NEMA 1 Enclosure, LumaCAN3
<b>Relays</b>	
RELAY-1CB*	GreenMAX® Latching Relay, 1-Pole RTC Basic
RELAY-1DS+	GreenMAX® Latching Relay, 1-Pole dimming and switching, 0-10VDC Dimming, Sinking, LED Control
RELAY-2CB*	GreenMAX® Latching Relay, 2-Pole RTC
RELAY-BFM	Blank Filler Module

\*Replace \* with B for Standard Relay or M for Metering Relay

+Replace + with S for Standard Relay or M for Metering Relay

\*\*Replace x with the following color codes — (W) White, (I) Ivory, (T) Light Almond and (G) Gray.

\*\*\*Replace y with the following color codes — (W) White, (I) Ivory (T) Light Almond, (G) Gray, (E) Black, (R) Red

Continued on next page

Continued from previous page

## GreenMAX® Relay Control Panels System

M Energy Management

GreenMAX® Relay Control Panel Components	
Cat. No.	Description
<b>Digital Switches and Color Change Kits</b>	
RDGSW-1Cx**	GreenMAX® Digital Switch, 1-Button, LumaCAN3
RDGSW-2Cx**	GreenMAX® Digital Switch, 2-Button, LumaCAN3
RDGSW-4Cx**	GreenMAX® Digital Switch, 4-Button, LumaCAN3
RDGSW-8Cx**	GreenMAX® Digital Switch, 8-Button, LumaCAN3
RDGSW-1KS	GreenMAX® Keyswitch
RDGSW-1Ey***	GreenMAX® 1-Button Color Change Kit
RDGSW-2Ey***	GreenMAX® 2-Button Color Change Kit
RDGSW-4Ey***	GreenMAX® 4-Button Color Change Kit
RDGSW-8Ey***	GreenMAX® 8-Button Color Change Kit
RDGSW-1Fy***	GreenMAX® 1-Button Engraved Color Change Kit
RDGSW-2Fy***	GreenMAX® 2-Button Engraved Color Change Kit
RDGSW-4Fy***	GreenMAX® 4-Button Engraved Color Change Kit
RDGSW-8Fy***	GreenMAX® 8-Button Engraved Color Change Kit
<b>Cabinet Accessories</b>	
RGBAR-008	GreenMAX® Voltage Barriers for 8-Relay Cabinets
RGBAR-016	GreenMAX® Voltage Barriers for 16-, 32- and 48-Relay Cabinets

\*Replace \* with B for Standard Relay or M for Metering Relay  
 +Replace + with S for Standard Relay or M for Metering Relay  
 \*\*Replace x with the following color codes — (W) White, (I) Ivory, (T) Light Almond and (G) Gray.  
 \*\*\*Replace y with the following color codes — (W) White, (I) Ivory (T) Light Almond, (G) Gray, (E) Black, (R) Red

### Phase Loss Relay

The Leviton Phase Loss Relay Panel detects loss of voltage on any of three phases and triggers a contact closure on the output when one of the phases is lost. A contact closure is used to signal panels like GreenMAX® to go into EM mode.

Features and Benefits
<ul style="list-style-type: none"> <li>Monitors 3PH, 120 or 277V incoming power and triggers a contact closure when the voltage goes above 10% or below 20%</li> <li>Covers situations where power monitoring is needed as required by emergency systems</li> <li>Can be used with GreenMAX® Relay Panels</li> <li>DIN Rail Enclosure dimensions: 12.9" (33cm), 14" x 10" x 4" (36cm x 26cm x 12cm)</li> <li>Field configurable for 120 or 1277V, shipped for 120V monitoring</li> </ul>

Phase Loss Relay Ordering Information	
Description	Cat. No.
Phase Loss Relay, contractor configurable for 120/208VAC or 277/480VAC	DINRK-PLR

**SPOTLIGHT**  
 Leviton ASHRAE Standard 90.1 2022 & 2022 CA Title 24 Resources

Take advantage of Leviton's wealth of information and tools relating to ASHRAE Standard 90.1 2022 and 2022 CA Title 24. Gain access to code, product, and application information; download the latest design guides as well as the Leviton ASHRAE and Title 24 apps. Find it all by going to [ashrae.leviton.com](http://ashrae.leviton.com) and [title24.leviton.com](http://title24.leviton.com).



## Track Light Limiting Panel (TLLP)

The Track Light Limiting Panel (TLLP) enables designer lighting to easily meet energy code watt density requirements. Limiting branch circuit volt-ampere rating with the TLLP sets a fixed power consumption limit for lighting installations instead of calculated values based on watts per linear foot of the track. Track lighting can now be specified for as many linear feet of track as desired without violating code specifications.

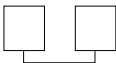



### Features and Benefits

- Enables designer lighting to easily meet energy code watt density requirements
- Assists track lighting schemes and can be used to comply with ASHRAE 90.1, City of Seattle guidelines, and 2022 Title 24, Part 6 track lighting requirements
- 2022 California Title 24 Track Light Supplementary Overcurrent Protection Panel
- Simplifies load calculations by using volt-ampere rating of the breaker as opposed to calculated values on the track
- Reduces installation costs
- Available in 16 or 32 circuit panels
- NEMA 1 surface or flush mount enclosure
- Factory configured to your specifications — arrives ready to install

### Track Light Limiting Panel (TLLP)



### Track Light Limiting Panel (TLLP) Ordering Information

<p><b>G</b></p> <div style="display: flex; justify-content: space-around;"> <div style="text-align: center;">  <p><b>SPACES</b> 16 = 16 Spaces 32 = 32 Spaces</p> </div> <div style="text-align: center;">  <p><b>MOUNT</b> F = Flush Mount S = Surface Mount</p> </div> <div style="text-align: center;">  <p><b>VOLTAGE</b> 1 = 120VAC 7 = 277VAC</p> </div> <div style="text-align: center;"> <p><b>- 1</b></p> </div> <div style="text-align: center;">  <p><b># OF NEMA 1 CIRCUIT BREAKERS INSTALLED</b></p> <p>Indicate 2-digit multiple of 2, available from 02-32*</p> </div> </div>
--

**Note:** Specify breaker size and configuration on configuration form.  
**Note:** Completed configuration form must accompany order.  
 \*Available breaker sizes: 0.5A, 1A, 2A, 3A, 4A, 5A, 6A, 7A, 8A, 10A, 13A, 15A, 16A, 20A, 25A, 30A, 32A, 40A, 50A, 60A

## Smart IP66 PIR Integrated Fixture Mount Sensors

### Bluetooth™ Connectivity and UV Stable Plastic

The Leviton Smart IP66 Passive Infrared (PIR) Integrated Fixture Mount Sensors are designed for use with switching or 0-10V LED dimming drivers, and fluorescent ballasts. The sensors use PIR detection technology and advanced optics to provide an exceptional Field-of-View (FOV) for mounting heights from 8-40 ft.

#### Features and Benefits

- Can be used to comply with IECC, ASHRAE 90.1, and 2022 Title 24, Part 6 occupancy/vacancy sensing and dimming requirements
- IP66 rated (when installed in an appropriate IP66 rated enclosure/fixture)
- 120-277V Models
  - 120-277VAC 1-pole
- Universal voltage models
  - 120-347VAC 1-pole
  - 208-480VAC 2-pole
- Mesh grouping
  - 16 devices per group
    - Max distance of 50' sensor to sensor
    - Max distance of 150' from first sensor to last sensor (must have line-of-sight and no interference)
  - Occupancy
  - Daylighting
- Scheduling - Universal voltage models only
  - Weekly scheduling
  - Time clock or astronomical clock
  - Change level, operating mode, daylight mode
  - Models without the integral scheduling feature can be part of a group with scheduling
  - Controls LED lighting loads up to 6.7A
- Single level switching
- Occupancy mode:
  - Disabled (Photocell only)
  - Auto-ON/Auto-OFF
- 360° field-of-view provides up to 8,250 square feet of coverage
  - 8-20 ft. and 20-40 ft. lenses plus aisle way masks included
- Daylight control modes:
  - Disabled
  - Ambient light hold OFF (switching)
  - Daylight harvesting (0-10V continuous dimming)
  - Daylight Transition Lighting (reverse daylight harvesting)
- Out-of-the-box configuration default mode:
  - Auto-ON/Auto-OFF with 20-minute timeout
  - Sensitivity set to high
    - Daylight harvesting enabled with auto calibration enabled
- Advanced configuration is made using the Leviton Smart Sensor App on any Bluetooth-enabled Android or iOS device:
  - Adjust the sensitivity of the sensor to increase or decrease coverage area
  - Adjust timeouts
  - Set and configure daylight mode
    - Auto and manual calibration
    - Set a security code to lock configuration settings
    - Configure dimming options such as high and low trim, partial-OFF, and partial-OFF timeouts

#### Smart IP66 PIR Integrated Fixture Mount Sensors

Description	Rating	Models	Cat. No.
Dimming Daylight Harvesting PIR Occupancy Sensor; End/Fixture Mount	6.7A (800W) @ 120VAC	120-277VAC 50/60 Hz	OFD1Z-ISW
Dimming Daylight Harvesting PIR Occupancy Sensor; Internal Fixture Mount; bulk packed, 25/case			ZLD1Z-I0W
Dimming Daylight Harvesting PIR Occupancy Sensor; End/Fixture Mount; Universal Voltage	6.7A (800W) @ 120VAC	120-480VAC 50/60 Hz	OFDUZ-ISW
Dimming Daylight Harvesting PIR Occupancy Sensor; Internal Fixture Mount; Universal Voltage, bulk packed, 25/case			ZLDUZ-I0W



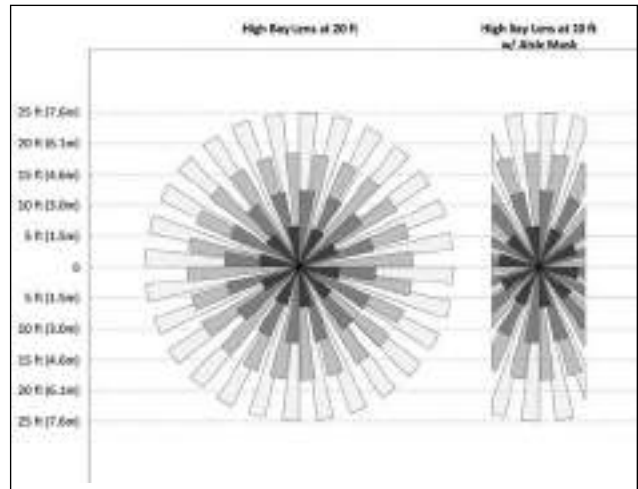
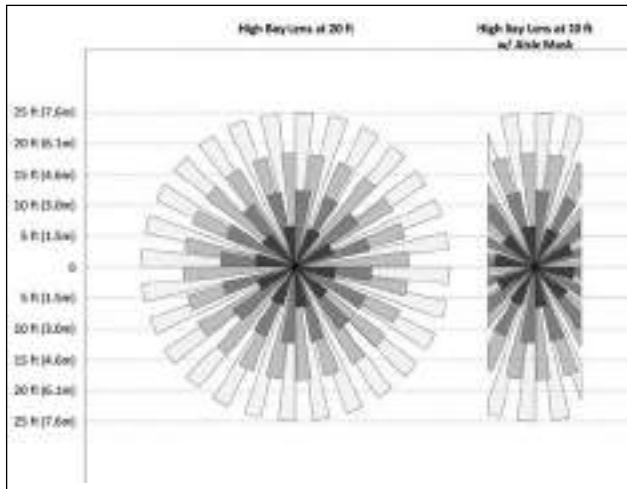
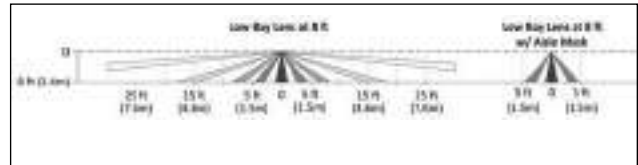
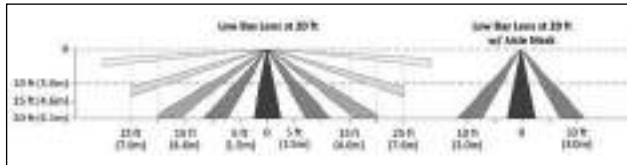
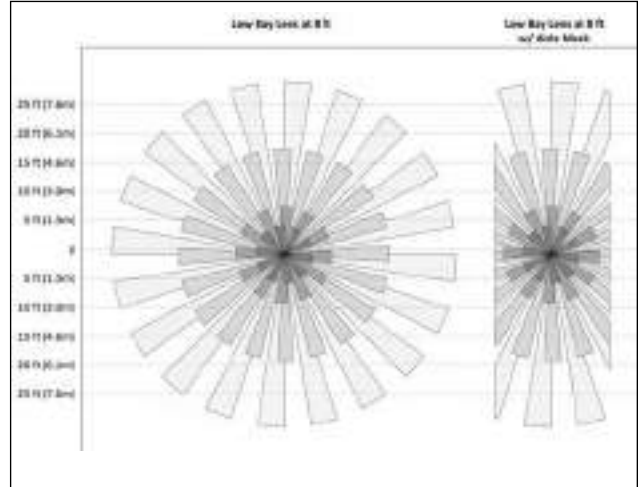
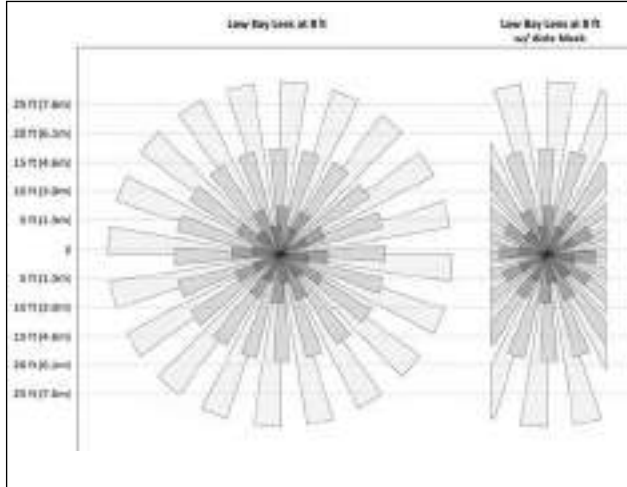


Continued on next page



Continued from previous page

## Field of View for Smart IP66 PIR Integrated Fixture Mount Sensors



## Integrated Fixture Controls

Leviton integrated controls offers customers a complete end-to-end professional lighting and wireless control solution. This streamlined solution allows for greater freedom of design in almost any space. Select the integrated controls that best fits your needs—choose from a simple standalone sensor like Solo or for more advanced lighting control strategies, use Intellect Wireless.

### Intellect™



### Intellect™ Components



#### Keypad Room Controller

- Manages all devices in the room to coordinate energy management functions within the room including 0-10V dimming, switching and phase cut dimming while meeting energy code requirements



#### Power Control Modules

- Operates as a power pack and delivers relay power and 0-10V control to set dimming levels
- Linear models can be used as a UL924 emergency bypass device by connecting it to the Emergency Sense Pigtail (ZL027-0ES) with the cable provided



#### Sensor Control Module

- Integrates PIR occupancy/vacancy sensing and photocell technology for daylight harvesting
- Options available for embedding in fixtures or mounting remotely in ceilings



#### GreenMAX™ DRC App

- The only setup tool needed
- Allows for wireless room configuration, monitoring and remote control from an Android or iOS smart device



#### Intellect™ Wireless Integrated Fixture Sensor and Controller

- PIR Occupancy and Light Level Sensor or Controller
- Low voltage
- Installs into any standard 1/2" knock-out.
- 0-10V dimming or DALI



- Low voltage
- Mounts within fixture
- 0-10V, DALI or Tunable



#### Switches and Dimmers

- ON/OFF, 0-10V Control
- Available in 1207/277, 24V, and 347V models



#### Multi-Way Remotes

- Add additional wireless dimming and switching control to any solution

Continued on next page

Continued from previous page

## Wireless Fixture Control System

### Features and Benefits

#### Wireless System Features

- Programmable using any Bluetooth-enabled Android or iOS smart device using the GreenMAX™ DRC App
- Multi-location switching
- Occupancy detection — minor motion coverage area is equivalent to fixture coverage area
- Multi-zone daylight harvesting — no limit to number of zones
- Programmable GreenMAX™ DRC Keypad Room Controller buttons — assignable with one of the following behaviors:
  - Scene: collection of Groups at a level
  - Toggle: button turns an individual group ON/OFF
  - Room ON: all lights go to their target level or to MAX if they are not in a daylighting zone -  
Room OFF - all lights go OFF
  - Raise: lights get incrementally brighter from their current position; lights that are off stay off
  - Lower: lights get incrementally dimmer from current position; lower will only dim the lights to their minimum value
- User controlled fixture Groups — no limit to number of Groups
- Integral scene support — scenes are collections of Groups, each at their own level, programmed with a fade time and recalled from a pushbutton or the app

#### Easy Energy Savings

- Integrated fixtures offer essential out-of-the-box functionality, self-contained solutions that can be used to comply with IECC, ASHRAE 90.1 and 2022 Title 24, Part 6 dimming, occupancy/vacancy sensing and daylight harvesting requirements

#### Easy Specification, Layout and Design

- Each Intellect-enabled fixture integrates a sensor or controller which wirelessly communicates with the Keypad Room Controller and other Intellect devices within the space
- No separate controls layout required
- No additional gateway or hub needed

#### Easy Installation

- Plug-and-play operation
- Ladderless commissioning via the Bluetooth-enabled GreenMAX™ DRC App — the only setup tool needed

#### Easy Operation

- Configure, monitor and control the system from an Android or iOS smart device the with the GreenMAX™ DRC App
- Every fixture is controllable and not tied to physical zoning
- Highly robust, fully secure, self-healing, mesh network
- Easily program the Keypad Room Controller to meet the lighting needs of any space

Continued on next page

# Integrated Fixture Controls

Wireless Fixture Controls | **Commercial**



Continued from previous page

## Intellect™ Wireless

M  
Energy Management

GreenMAX™ DRC Wireless Room Controller		Power Control Modules	
Description	Cat. No.	Description	Cat. No.
Decora® 1-Button Keypad	DRKDN-U1W	Power Control Module	ZL027-N0W
Decora® 2-Button Keypad	DRKDN-U2W	Linear Power Control Module	ZL027-DLE
Decora® 4-Button Keypad	DRKDN-U4W	Emergency Sense Pigtail for use with Linear Power Control Module	ZL027-OES
Decora® 8-Button Keypad	DRKDN-U8W		
1 Button Color Change Kit	CKDNK-10y*		
2 Button Color Change Kit	CKDNK-20y*		
4 Button Color Change Kit	CKDNK-40y*		
8 Button Color Change Kit	CKDNK-80y*		
1 Button Color Change Kit with Engraving	CKDNK-1Ey*		
2 Button Color Change Kit with Engraving	CKDNK-2Ey*		
4 Button Color Change Kit with Engraving	CKDNK-4Ey*		
8 Button Color Change Kit with Engraving	CKDNK-8Ey*		
Engraved Wallplate	WPDN0-1Ex*		

Sensor Control Modules	
Description	Cat. No.
PIR Sensor Control Module with Integrated Photocell	ZL00J-D0W
PIR Sensor Head Module with Integrated Photocell	ZL00J-T0W

Cables	
Description	Cat. No.
Extension cable, 12"	ZLAEX-012
Extension cable, 18"	ZLAEX-018
Extension cable, 24"	ZLAEX-024
Extension cable, 30"	ZLAEX-030
High temperature extension cable, 18"	ZLAEX-H18
High temperature extension cable, 48"	ZLAEX-H48
High temperature extension cable, 96"	ZLAEX-H96

\*Replace y and x to indicate color: (W) = White, (I) = Ivory, (T) = Light Almond, (G) = Gray (R) = Red, (E) = Black.

**Note:** Wallplates purchased separately, recommend Leviton Cat. No. 80301 screwless wallplates

Integrated Fixture Sensor and Controller	
Description	Cat. No.
Intellect Wireless Intelligent Fixture Controller for mounting in 1/2" knock-out. Occupancy and Light Level Sensor, 8-10' mounting height. 0-10V Output.	ZL07S-N00
Aux port or external power supply powered from +12-24Vdc supply. Intellect Wireless Intelligent Sensor for mounting in 1/2" Knock-Out. Occupancy and Light Level Sensor, 8-10' mounting height. DALI Output, DALI Powered	ZL0DS-N00
Intellect Wireless Intelligent Fixture Controller for mounting in 1/2" Knock-Out. No Sensor, 0-10V Output. Aux port or external power supply powered from +12-24vdc suppl	ZL070-N00
Intellect Wireless Intelligent Fixture Controller for mounting in 1/2" Knock-Out. No Sensor, DALI Output, DALI Powered	ZL0D0-N00
Intellect Wireless Intelligent Fixture Controller for mounting adjacent to driver in wiring compartment. No sensor, 0-10V Output. Aux port or external power supply powered from +12-24Vdc supply.	ZL070-B00
Intellect Wireless Intelligent Fixture Controller for mounting adjacent to driver in wiring compartment. No sensor, 2-Channel 0-10V Output. Aux port or external power supply powered from +12-24Vdc supply.	ZL070-B20
Intellect Wireless Intelligent Fixture Controller for mounting adjacent to driver in wiring compartment. No sensor, DALI output, DALI powered.	ZL0D0-B00
Emergency Sense Pigtail for use with Intellect Linear Control Module (ZL027-DLE)	ZL027-OES

Continued from previous page

## Intellect-Enabled Fixtures

Intellect-Enabled Fixtures by Viscor®	
Description	Cat. No.
LED Allura Linear Pendant Type M	ALRM
LED ALLURA Linear Pendant Type A	ALRA
LED ALLURA Linear Pendant Type B	ALRB
LRTG Clearform	LRTG
LED Troffer Dish Lensed	LRTH
LED Commercial Type N Square	LCOMN SQ
LED Mezuzah	LMEZ MICRO

Intellect-Enabled Fixtures by ConTech Lighting®	
Description	Cat. No.
4" Integrated LED Universal New Construction Downlight	R4NCIE
4" Square Integrated LED Universal New Construction Downlight	R4SQNCIE
6" Integrated LED Universal New Construction Downlight	R6NCIE

Intellect-Enabled Fixtures by Birchwood Lighting	
Description	Cat. No.
JAKE Recessed Linear	JAKE-LED

Intellect-Enabled by Intense Lighting	
Description	Cat. No.
4" SS Downlight	SS4G4DR

Continued on next page

## Solo

### Solo Components



### Solo Components



#### Solo Sensor

- PIR Occupancy Detection and Daylight Harvesting
- Low voltage
- 0-10V dimming
- Partial-OFF



#### Solo High-Bay PIR Occupancy Sensor with Integral Photocell

- Designed for mid to high-bay applications
- PIR occupancy and Daylight hold-OFF
- Line or low voltage model
- 0-10V dimming
- IP65 rated for wet and cold locations



#### IR Remote

- Solo Sensor remote control
- Use to configure sensor settings
- For use with ZLS05-ILW only



#### IR Remote

- Solo Sensor remote control
- Use to configure sensor settings
- For use with ZLS10-IXW only

Solo	
Description	Cat. No.
Solo PIR and Daylight Harvesting Sensor, fixture embedded. 12-24VDC input voltage, 30mA sinking; requires 0-10V dim-to-off driver	ZLS05-ILW
Optional Solo Sensor IR Remote to be used with ZLS05-ILW only	ZLS0R-RA1
Solo PIR Sensor, fixture integrated. 120-277VAC, 50/60Hz; controls 0-10VDC LED drivers or dimming ballasts	ZLS10-IDW
Solo PIR Sensor, fixture integrated. 12-24VDC, 0-10V, max 25mA sinking current; mounting height	ZLS10-ILW
Optional Solo Sensor IR Remote, for use with ZLS10-IDW, ZLS10-ILW only	ZLS0R-RC1

## GreenMAX® DRC Wired and Wireless Room Control System

Confidently design and specify a secure, simple and scalable distributed control system with GreenMAX® DRC Wired or Wireless solutions.

### GreenMAX® DRC Wired Family with Sapphire™



#### Features and Benefits

- Enables a full suite of lighting control capabilities including programmable room behaviors, occupancy/vacancy sensing, daylight harvesting, scene control, and multi- location control
- Fully configurable using the GreenMAX® DRC App via any WiFi-enabled Android or iOS smart device
- GreenMAX® DRC Wired and Wireless are fully encrypted, allowing for secure communication and control
- Flexibility to grow and change with your business and its evolving needs as a scalable solution; add additional components at any time to modify or expand the system, and re-configure rooms and zones from the convenience of your smart device
- GreenMAX DRC Digital Keypads feature antimicrobial treated plastic to help keep its surfaces cleaner and prevent microorganisms from degrading the product.
- This product contains an antimicrobial agent to inhibit the growth of mold, mildew, fungus and odor-causing bacteria that cause discoloration, staining, deterioration or corrosion on the surface of the device in between normal cleanings.
- User Access Controls allow for employees or tenants to use their own app interface to set scenes and make adjustments, while keeping the overall facility secure — the perfect balance of pre-configured maintained settings and human-centric lighting
- Plug-and-play, Category 6, RJ45 hardwired digital network or wireless mesh system
- GreenMAX® DRC Wireless uses a wireless mesh networking for communication between devices for configuration and backbone connectivity

### GreenMAX® DRC Wired



#### GreenMAX® DRC App

- For Android and iOS smart devices
- Configures the system as the only setup tool needed
- Wirelessly communicates with system components via WiFi
- Manage devices, create groups, configure daylighting zones, edit scenes, and program digital keypads from the palm of your hand, and effortlessly make adjustments as necessary
- DRC Scheduler feature allows end users to create and add events and schedules to fit the lighting control needs of the space
- Duplicate settings for like spaces across an entire facility or campus to drastically reduce commissioning time
- Allow users to adjust their individual space's lighting to accommodate preferences and temporary needs through their own smart device while protecting administrative settings with the User Control Interface

Continued on next page

Continued from previous page

## GreenMAX® DRC

M  
Energy Management



### GreenMAX® DRC Wired Line and Low Voltage Room Controllers

- One room controller required in every room
- System operation and power control — receives commands from user interfaces (smart device, sensors, keypads, touchscreen)
- Serves as the “brain” of any GreenMAX DRC Room Control System by coordinating the energy management functions within the room
- Low voltage model is powered from LumaCAN network and can be surface mounted or installed into a DIN rail enclosure
- Line voltage model includes relay and 0-10V control and installs into knockout or acts as cover for a 4” square box
- Connects to building WiFi network for configuration and communication between rooms, or is its own access point for direct connection



### GreenMAX® DRC 0-10V Smart Pack

- Enables switching and 0-10V dimming control of a single zone of fixtures
- Supports plug load control applications
- Eliminates the need to run wires back to a cabinet, saving on installation and equipment costs
- Single channel device — (1) 0-10V output plus (1) relay
- Connects via the LumaCAN network using RJ45 connectors and CAT6 cabling
- 0-10V control can be Class 1 or Class 2 wiring



### GreenMAX® DRC Phase Control Dimmer

- Incorporates 2-wire phase control loads into GreenMAX® DRC systems
- 1-4 channel LumaCAN forward or reverse phase control dimmer
- Control wall sconces, chandeliers, pendant lighting, track lighting, and more for precise dimming of elegant, modern light fixtures
- Utilizes Leviton High Inrush Stability (H.I.S.) circuitry for increased reliability
- Connects via the LumaCAN network via RJ45 connectors and CAT6 cabling
- AMPLify feature — combine channels for increased capacity
- Each channel phase selectable — supports LED loads at full capacity



### GreenMAX® DRC LumaCAN to DALI Gateway

- Interface to DALI fixtures
- Converts LumaCAN channels to DALI driver control
- Short address assignment to DALI devices
- Fixed fade time for each device
- (2) independent DALI bus on one gateway



### Luma-Net to LumaCAN Gateway

- Bidirectional protocol converts from Luma-Net to LumaCAN and vice versa
- Processes channel, group and dimmer status messages
- 250 nodes per subnet with 254 subnets



### GreenMAX® DRC Digital Sensor

- Occupancy/vacancy detection using PIR and Multi-Tech technology with a 450 sq ft field of view with an integrated photocell that offers light level detection, 0-100 footcandles
- Interfaces to the GreenMAX® DRC system via the LumaCAN port for simplified specification and installation
- Integrated occupancy/vacancy and photocell design offers more capabilities while requiring less equipment and wiring

Continued on next page



Continued from previous page

## GreenMAX® DRC



### Analog Occupancy/Vacancy Sensors

- Monitor spaces for occupancy, and switch/dim lights ON/OFF accordingly, or provide manual-ON/auto-OFF control in vacancy mode
- Available with passive infrared, ultrasonic or multi- technology sensing to accommodate any size and style of application
- Industry's largest number of SKUs include ceiling mount, wall mount, fixture mount, wall switch, low and line voltage, self-contained, and wireless versions to cover any and all end user needs and preferences



### GreenMAX® DRC Analog Interface (AI)

- Interface to non-LumaCAN devices, including sensors, photocells, and low-voltage switches
- Demand response interface
- Fire alarm/security system interface
- Powered from LumaCAN network



### GreenMAX® DRC Digital Keypads

- Permanently installed keypad user interface to the GreenMAX® DRC system
- Multi-location control
- Available in 1-, 2-, 4-, and 8-button configurations
- Custom engraved labeling available on switch buttons and screwless wallplates
- Each button can be individually programmed for ON, OFF, ON/OFF, room raise/lower, last selected scene raise/lower, scene, and other customizable scenes and settings via the GreenMAX® DRC app
- Mounts into a standard-depth wallbox — all switches can be installed in a multi-gang application (multi-gang wallplate sold separately)



### Sapphire™ Touch Screen

- Fully customizable user interface that integrates the GreenMAX® DRC Room Control System
- Features LumaCAN connectivity
- 2 low voltage/analog inputs for connecting of occupancy sensors, photocells, etc.

Continued on next page

Continued from previous page

## GreenMAX® DRC

### User Interfaces

GreenMAX® DRC App	
Description	Cat. No.
For use with Android and iOS smart devices; visit <a href="http://www.leviton.com/apps">www.leviton.com/apps</a> to download	—

### Room Controllers

Wired Room Controller	
Description	Cat. No.
GreenMAX® DRC Room Controller with interface to LumaCAN, Lumina™ RF/ZigBee, and WiFi networks, 120-277VAC, 50/60Hz, 0-10V, line voltage	DRC07-ED0
GreenMAX® DRC Room Controller with interface to LumaCAN, Lumina™ RF, ZigBee, and WiFi networks, 347VAC, 60 Hz, 0-10V, line voltage	DRC00-030
GreenMAX® DRC Room Controller with interface to LumaCAN, Lumina™ RF, ZigBee, and WiFi networks, DIN rail form factor, low voltage	DRC00-0L0

### Load Controls

0-10V Smart Pack	
Description	Cat. No.
GreenMAX® DRC Smart Pack, 0-10V, 120-277VAC, 50/60 Hz, 20A max, 100mA sink current	DRD07-ED0

Phase Control Dimmers	
Description	Cat. No.
GreenMAX® DRC LumaCAN DIN Rail Dimmer 2 Channel, 3.5A per channel, 120-277VAC, 50-60H*	DRDDP-A20
GreenMAX® DRC Phase Control Dimmer	DRDDP-A40

LumaCAN to DALI Gateway	
Description	Cat. No.
LumaCAN to DALI Gateway, DIN rail mount	DRD07-ED0

Luma-Net to LumaCAN Gateway	
Description	Cat. No.
Luma-Net to LumaCAN Gateway	NP00G-000

Analog Interface (AI)	
Description	Cat. No.
GreenMAX® DRC 2-Port AI, LumaCAN, DIN rail or surface mount	DRID0-C02
GreenMAX® DRC 2-Port AI, mounted to blank plate for installation onto 4-11/16" back box	DRID0-CB2

\*Requires DIN rail enclosure, purchased separately

Continued on next page

Continued from previous page

## User Interfaces

Digital Switches & Color Change Kits	
Description	Cat. No.
GreenMAX® DRC Digital Switch, 1-Button, LumaCAN	DRKDN-C1W
GreenMAX® DRC Digital Switch, 2-Button, LumaCAN	DRKDN-C2W
GreenMAX® DRC Digital Switch, 4-Button, LumaCAN	DRKDN-C4W
GreenMAX® DRC Digital Switch, 8-Button, LumaCAN	DRKDN-C8W
GreenMAX® DRC 1-Button Color Change Kit	CKDNK-10y*
GreenMAX® DRC 2-Button Color Change Kit	CKDNK-20y
GreenMAX® DRC 4-Button Color Change Kit	CKDNK-40y
GreenMAX® DRC 8-Button Color Change Kit	CKDNK-80y
GreenMAX® DRC 1-Button Color Change Kit with Engraving	CKDNK-1Ey
GreenMAX® DRC 2-Button Color Change Kit with Engraving	CKDNK-2Ey
GreenMAX® DRC 4-Button Color Change Kit with Engraving	CKDNK-4Ey
GreenMAX® DRC 8-Button Color Change Kit with Engraving	CKDNK-8Ey
GreenMAX® DRC Engraved Wallplate	WPDNO-1Ex

\*Replace y to indicate color: (W) = White, (I) = Ivory, (T) = Light Almond, (G) = Gray (R) = Red, (E) = Black Wallplate purchased separately, recommended Leviton Cat. No. 80301 screwless wallplates  
 Antimicrobial Treated Wallplates sold separately. Order 80401-2AW 1-Gang Decora® Wallplate, 80409-2AW, 2-Gang Decora® Wallplate, 80411-2AW, 3-Gang Decora® Wallplate

Sapphire™ Touch Screen	
Description	Cat. No.
7-in Touchscreen, capacitive interface, no faceplate included	TS007-000
7-in Touchscreen Color Change Kit, black faceplate	TS007-C0E
7-in Touchscreen Color Change Kit, light almond faceplate	TS007-C0T
7-in Touchscreen Color Change Kit, white faceplate	TS007-C0W
7-in Touchscreen Locking Cover, black	TS007-LCE

## DIN Rail Cabinets

Room Controller	
Description	Cat. No.
DIN Rail Rack Mount Enclosure, small, 14x10 in with (1) 12.9-in rail	DINRK-001
DIN Rail Rack Mount Enclosure, medium, 21x25 in with (3) 13.7-in rails	DINRK-A03
DIN Rail Rack Mount Enclosure, large, 25x48 in with (5) 19.5-in rails	DINRK-A06

## GreenMAX® DRC Wireless

### GreenMAX® DRC Wireless



#### Features and Benefits

- Simple, and scalable wireless distributed commercial lighting control system
- Control virtually any type of commercial lighting from 0-10V to DMX and DALI with one wireless system
- Easy installation and operation while simplifying scalability for virtually any application. GreenMAX® DRC is fully encrypted, allowing for secure communication and control.
- GreenMAX® DRC Wireless Keypad Room Controllers feature antimicrobial treated plastic to help keep its surfaces cleaner and prevent microorganisms from degrading the product.
- This product contains an antimicrobial agent to inhibit the growth of mold, mildew, fungus and odor-causing bacteria that cause discoloration, staining, deterioration or corrosion on the surface of the device in between normal cleanings
- Wireless mesh networking communicates between devices for configuration and backbone connectivity
- Fully configurable from the GreenMAX® DRC App — the only setup tool needed
- Bring additional wireless devices into the GreenMAX® DRC System and allow for popular GreenMAX® DRC features like Occupancy Zoning and Scheduling to be used within Leviton's wireless eco-system and individual wireless fixture control with occupancy/vacancy sensing and daylight harvesting capabilities

## GreenMAX® DRC Wireless Components



### GreenMAX® DRC App

- For Android and iOS smart devices
- Configures the system as the only setup tool needed
- Wirelessly communicates with system components via WiFi
- Manage devices, create groups, configure daylighting zones, edit scenes, and program digital keypads from the palm of your hand, and effortlessly make adjustments as necessary
- DRC Scheduler feature allows end users to create and add events and schedules to fit the lighting control needs of the space
- Duplicate settings for like spaces across an entire facility or campus to drastically reduce commissioning time



### GreenMAX® DRC Wireless Keypad Room Controllers

- Wireless interface for configuration, control, and status monitoring
- Two operating modes: access point for standalone operation, and Wi-Fi client for connecting to building network
- Use any Android or iOS for configuration using the GreenMAX DRC App — available in the Apple App Store and Google Play App Store
- Models include 1-, 2-, 4-, and 8-button options
- Wireless mesh network connection to wireless devices and Intellect-enabled fixtures
- Acting as a room controller, these devices implement energy management business logic for the controlled space
- Each button can be individually programmed for ON, OFF, ON/OFF, dimmed raise/lower, scene ON level, group raise/lower, and other customizable scenes and settings via the GreenMAX DRC App

Continued on next page


Continued from previous page

## GreenMAX® DRC Wireless Components



### Wireless Load Control Devices

- Expand GreenMAX DRC capabilities with wireless power packs, switches, dimmers and controlled marked receptacles
- Add wireless control to any ON/OFF, 0-10V dimming or phase cut dimming device



### Switches and Dimmers

- ON/OFF, 0-10V Control
- Available in 1207/277, 24V, and 347V models




### Multi-Way Remotes

- Add additional wireless dimming and switching control to any solution



### Integrated Fixtures by Leviton Lighting Brands and Other Manufacturers

- Virtually any fixture can be integrated with wireless occupancy/vacancy sensing and dimming control



### Wireless Sensor and Photocell

- Allow for occupancy/vacancy sensing and daylight harvesting



### Zigbee Controlled Receptacle

- Provides wireless ON/OFF plug load control of lamps, appliances and other similar devices up to 15A

Continued on next page

Continued from previous page

## GreenMAX® DRC Wireless

### User Interfaces

#### Wireless Keypad Room Controllers

Description	Cat. No.
GreenMAX® DRC Wireless Room Controller, 1-Button	DRKDN-U1W
GreenMAX® DRC Wireless Room Controller, 2-Button	DRKDN-U2W
GreenMAX® DRC Wireless Room Controller, 4-Button	DRKDN-U4W
GreenMAX® DRC Wireless Room Controller, 8-Button	DRKDN-U8W

### Load Control Devices

#### Wireless Load Control Devices

Description	Cat. No.
Wireless 20A ON/OFF Switching Power Pack	LU20S-DNW
Wireless 10A 0-10V Dimming Power Pack	LU107-DNW
Wireless 800W Phase Cut Dimming Power Pack	LU04P-1NW
Wireless 10A ON/OFF Decora® Wall Switch	ZS10S-D0Z
Wireless 0-10V Decora® Wall Dimmer, 120-277V	ZS057-D0Z
Wireless 10A 0-10V Decora® Wall Dimmer, 347V	ZS057-30Z
Wireless 24V 0-10V Decora® Wall Dimmer	ZS057-ALZ
Decora® 1-Button Multi-Way Remote Keypad, 120-277VAC, 50/60Hz, White	DLDNK-01W
Decora® 2-Button Multi-Way Remote Keypad, 120-277VAC, 50/60Hz, White	DLDNK-02W
Decora® 4-Button Multi-Way Remote Keypad, 120-277VAC, 50/60Hz, White	DLDNK-04W
Decora® 8-Button Multi-Way Remote Keypad, 120-277VAC, 50/60Hz, White	DLDNK-08W
Zigbee Controlled Receptacle	ZSTLR-1HW

#### GreenMAX® DRC App

Description	Cat. No.
For use with Android and iOS smart devices; Download at the Apple App Store or Google Play	—

\*Replace y to indicate color: (W) = White, (I) = Ivory, (T) = Light Almond, (G) = Gray (R) = Red, (E) = Black.  
Wallplate purchased separately, recommended Leviton Cat. No. 80301 screwless wallplates.

### Integrated Fixtures by Leviton

Integrated Fixtures	
Description	Cat. No.
VISCOR	ALRM/ALRS/ALRB/LRTG/ LRTH/LCOMN SQ/LMEZ
ConTech® Lighting	R4NCIE/R4SQNCIE/R6NCIE
Birchwood Lighting	JAKE-LED
Intense® Lighting	SS4G4DR

\*Contact factory for additional information

### Sensors

Wireless Sensor & Photocell	
Description	Cat. No.
Wireless PIR Occupancy & Photocell, 1500 sq/ft Field of View	ZC015-BIW

## VerifEye™ Submetering Solutions

### SMARTer Metering. SMARTer Control. REAL Savings.

VerifEye™ delivers a comprehensive line of leading-edge submeters, communication products, and software solutions as the key building blocks to help you better manage costs and conserve energy. The cost-effective scalability and integration provide you with timely solutions that can be expanded for future needs. Submetering expertise, service and support from start to finish from a name you can trust.

#### VerifEye™ Family



Continued on next page

#### SPOTLIGHT

#### VerifEye™ Submetering Solutions

Easy to install and maintenance-free, VerifEye™ Submetering Solutions is a complementary strategic addition to the Leviton lighting controls family. Leviton now offers solutions to meet all measurement & verification (M&V) based opportunities such as smart metering and LEED rating achievement. For more information go to [leviton.com/verifeye](http://leviton.com/verifeye).



Continued from previous page

## VerifEye™ Submetering Solutions The Benefits of Submetering

From tenant billing to energy measurement & verification (M&V) software solutions, VerifEye™ offers cost-effective scalability and integration to provide you with the solution you need today that can be expanded in the future. This seamless solution enables smart metering, meets code compliance requirements and simplifies the complexities of allocating energy costs and billing tenants. Building owners and managers can minimize usage of electric, water, gas and other utilities for long-term cost savings. Organizations that monitor and minimize energy usage are better able to compete, to achieve real savings, and to meet code compliance and building efficiency standards such as LEED, 2022 California Title 24, Part 6 and ASHRAE 90.1.

For additional energy savings, combine VerifEye™ with Leviton lighting controls for a complete energy management solution from a single source..

### Excellence Comes Standard

- Load profiling & benchmarking
- Tenant billing/cost allocation
- Measurement & verification (M&V)
- Energy conservation programs
- Building codes and standards compliance
- Green initiatives including LEED certification
- Federal government energy program compliance
- Building management systems (AMR/BMS/EMS) integration

### Leviton Metering Philosophy

#### Consultative Approach

Each project is tailored to each customer's needs — from a basic meter hardware system to an advanced communication system that includes BAS/BMS integration

#### Open Protocol

Options for future upgrades and additions are available with Leviton's flexible solution — no need to purchase an entire new system

#### Scalable System

Ease of communication with use of Leviton Data Acquisition Communication equipment

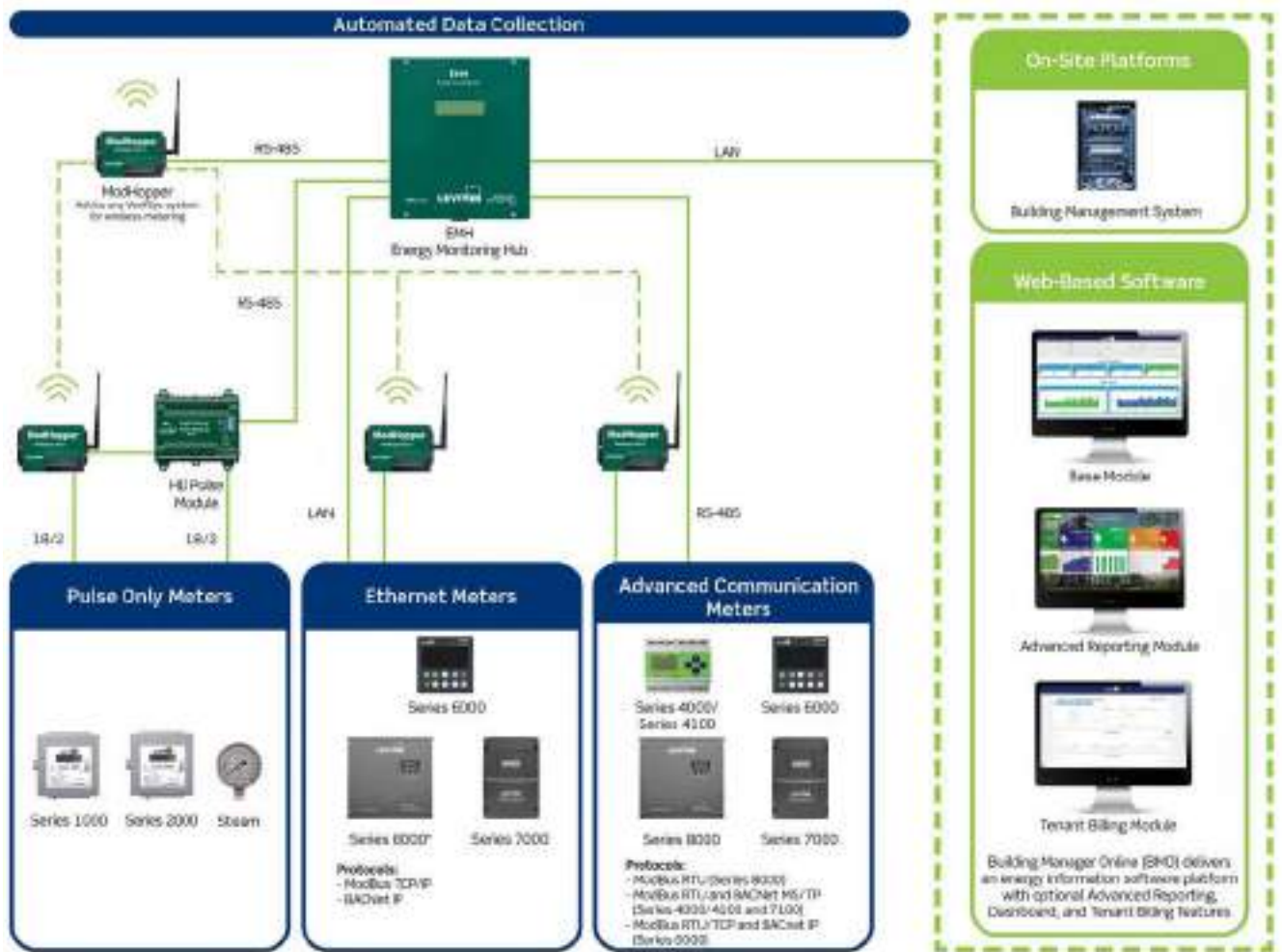
Continued on next page



Continued from previous page

## VerifEye™ System Architecture

Leviton offers a versatile range of meters, communication products and software engineered to suit a wide range of data requirements and applications. Below is an overview of a typical submetering system, product choices may vary depending upon specific system requirements. See the pages listed below, or for more information visit [www.leviton.com/verifeye](http://www.leviton.com/verifeye).



Continued on next page

Continued from previous page

### VerifEye™ Metering Solutions Quick Comparison Guide

Multi-Family Residential		
Specifications	Mini Meter™ Kits	Mini Meter Kits with AMR
kWh Meter		
Phase/Wiring	1PH/3W and Split Phase	
Voltage Configurations	120/208/240	
Amperage	100-200A	200A
Measuring Parameters	kWh	
Communications Protocol (Standard)	Isolated Pulse Output	Embedded Wireless Transmitter
Current Transformer Options	Split Core Solid Core	Solid Core
Enclosure Options	OEM Module <b>Indoor</b> Plastic Flush Mount NEMA 1 <b>Outdoor</b> NEMA 4x <b>MMU</b> NEMA 4x	<b>Indoor</b> Flush Mount <b>Indoor</b> Surface Mount
Display Type	LCD or Mechanical Counter	LCD
Accuracy	C12.10 +/- 0.5% with paired CTs	C12.20 0.5% with paired CTs
Data Storage	Last Reading — Cumulative	

\*Requires Potential Transformer — consult factory for availability



Mini Meter MMU



Mini Meter™ Kits



Mini Meter Kits with AMR

Continued on next page

Continued from previous page

### VeriEye™ Metering Solutions Quick Comparison Guide

Residential/Commercial			
Specifications	Series 8000 Multiple Point High Density Meter	Series 7000 and 7100 Advanced Branch Circuit Monitor, Advanced 3-Phase Meters	Series 7200 and 7300 Virtual Element Advanced Branch Circuit Monitors
<b>kWh Meter</b>			
<b>Phase/Wiring</b>	1PH/2W 1PH/3W WYE 3PH/3W Delta 3PH/4W WYE	1P/2W 2P/3W 3P/4W 3P/3W Delta	1P/2W 2P/3W 3P/4W (WYE) 3P/3W (Delta)
<b>Voltage Configurations</b>	120/208 120/240 277/480 480*	90-346 Volts AC Line-to-Neutral, 600V Line-to-Line	90-347 Volts AC Line-to-Neutral 600V Line-to-Line, CAT III One voltage reference input
<b>Amperage</b>	100-5000A	50-4000A	50-4000A
<b>Measuring Parameters</b>	kWh Delivered and Received kVarh Delivered and Received VAR PF Peak Demand Present Demand Volts Amps Watts	Volts, Amps, kW, kVAR, kVA, aPF, dPF, kW demand, kVA demand, Import (Received), kWh, Export (Delivered), kWh, Net kWh, Import (Received) kVAh, Export (Delivered) kVAh, Net kVAh, Import (Received), kVARh, Export (Delivered), kVARh, Net kVARh, THD Theta, Frequency	Volts kW aPF kWh All parameters for each phase and system total
<b>Communications Protocol (Standard)</b>	Modbus TCP Modbus RTU (RS-485) BACnet IP Ethernet	Modbus RTU Modbus TCP BACnet MS/TP BACnet  Integrated USB port may be used for local configuration	RS485 Ethernet Modbus RTU Modbus TCP BACnet MS/TP BACnet IP Integrated USB port may be used for local configuration
<b>Current Transformer Options</b>	Split Core Solid Core	Split Core Solid Core Rogowski Coil	Split Core Rogowski Coil
<b>Enclosure Options</b>	<b>Indoor</b> JIC Steel NEMA 1	<b>Indoor</b> Plastic NEMA 1 Panel Mount — no enclosure	<b>Indoor</b> Plastic NEMA 1 Panel Mount — no enclosure
<b>Display Type</b>	Local LCD, Scroll	Local LCD, Scroll Buttons	Local, LCD, Scroll Buttons
<b>Accuracy</b>	C12.20 +/- 0.5%	C12.20 /0.2%	0.2% ANSI C12.20-2010 Class 0.2
<b>Multiple Meter Unit (MMU) Configuration</b>	3PH: 8x3 1PH 3W: 12x2, 9x2, 6x2, 3x2 1PH: 24x1	<b>Single 3-Phase Meters:</b> 3PH, 2PH, 1PH: x1 <b>12 Inputs Configurable:</b> 3PH: 4 x 3 2PH: 4 X 2 1PH: 12 X 1 <b>24 Inputs Configurable:</b> 3PH: 8x3 / 2PH 8x2 1PH: 24x1 <b>48 Inputs Configurable:</b> 3PH: 16x3 / 2PH: 16x2 1PH: 48x1	<b>48 Inputs Configurable:</b> Up to 24 virtual meters configured in any combination of 1-pole, 2-pole or 3-pole loads
<b>Data Storage</b>	Last Reading — Cumulative, Data in 15 minute intervals	Last reading — User Selectable	Last Reading — User Selectable

\*Requires Potential Transformer — consult factory for availability



Series 8000



Series 7000, 7100



Series 7200, 7300

Continued on next page

Continued from previous page

### VerifEye™ Metering Solutions Quick Comparison Guide

	Commercial			Industrial		
Specifications	Series 1000 Single Phase Meter Kits		Series 2000 3-Phase Meter Kits	Series 4000 Industrial Modbus RTU Meter Kits	Series 4100 Industrial Modbus RTU Meter Kits	Series 6000 Industrial Panel Mount Meter
	kWh Meter w/Optional Demand			kWh Meter		Advanced kWh Meter with Communications
Phase/Wiring	1PH 2W	1PH 3W	3PH 4W WYE	3PH 3W/4W WYE/Delta		Universal 3PH 3W/4W
Voltage Configurations	120 277	120/208 120/240 277/480	120/208 277/480	Universal Voltage (90-600) L-N Voltage 347VAC		50-300V L-N, 87-520V L-L
Amperage	100-800A		100-1200A 100, 200, 400, 800, 1200	Split Core: 100, 200, 400, 800A Rogowski: 50-5000A		Split Core: 0.5A-720A Rogowski: 12-7200A
Measuring Parameters	kWh Demand-Peak and Current (Standard on S2000, Optional on all others)			<b>Series 4000:</b> kVARh, kW, kVAR, kVA, Voltage L-L, L-N, Current, Power Factor, Frequency <b>Series 4100 Bi-directional:</b> kW, kVA and kVAR Power factor: 3 phase average & per phase Present power demand: Real (kW), reactive (kVAR) and apparent (kVA). Parameters are both delivered and received for the S4100 Meter		kWh, kvarh, kVAh Powers: P1, P2, P3, P, Q1, Q2, Q3, Q, S1, S2, S3, SΣ Predictive powers: ΣP, ΣQ, ΣS Power factor: PF1, PF2, PF3, ΣPF, Cos φ & tangent φ
Communications Protocol (Standard)	Isolated Pulse Output, 10WH or 100WH pulse			Modbus/RTU	Modbus/RTU w/Pulse Output or BACnet MS/TP with Pulse Input	Modbus RTU Modbus TCP BACnet IP
Current Transformer Options	Split Core Solid Core			Split Core: .333V secondary output only Rogowski Coil: lengths available in 12", 18" and 24"		Split Core CT: 0.5 Class Rogowski CT: 1.0 Class
Enclosure Options	<b>Indoor</b> JIC Steel NEMA 1 <b>Outdoor</b> NEMA 4x			<b>Indoor</b> DIN Rail-Mount <b>Outdoor</b> NEMA 4X		Panel Mounted Enclosure with 92mm square cut-out
Display Type	Local LCD			LCD, Scroll Buttons		LCD, 10 button touch screen interface
Accuracy	C12.10 and C12.20 +/- 0.5%			C12.20 0.2%		Meter: 0.2 Class
Data Storage	Last Reading — Cumulative, Peak Demand with Key Reset (standard on S2000, optional on all others)			Last Reading — Present and Peak Demand for kW and kVAR		<b>Energy</b> — 1 year <b>Power monitoring</b> — 2 months


For more information visit [www.leviton.com/verifeye](http://www.leviton.com/verifeye)



Series 1000



Series 2000



Series 4000 and 4100



Series 6000

### VerifEye™ Series 1000 Single Phase Meter Kits

#### Features and Benefits


- Kits include meter, specified enclosure and required current transformers
- kWh and Demand Meter-S2000 Indoor Split Core Kits only
- 100-800 Amps
- Isolated Pulse output (standard)
- Large LCD display
- ANSI 0.5% revenue grade accuracy class
- Utilizes split and solid core current transformers (CTs) that are certified to all revenue grade accuracy standards
- Up to three sets of split core or solid core CTs per phase can be paralleled per meter
- UL listed

#### Series 1000 Single Phase Meter Kits\* — Indoor Enclosure

Voltage	Amps	CTs Included	Cat. No.
120V 1PH 2W	100	1 Split CT	1K120-01W
	200	1 Split CT	1K120-02W
	400	1 Split CT	1K120-04W
	800	1 Split CT	1K120-08W
	100	1 Solid CT	1K120-1SW
	200	1 Solid CT	1K120-2SW
120/208V 1PH 3W or 120/240V 1PH 3W (Split Phase)	100	2 Split CTs	1K240-01W
	200	2 Split CTs	1K240-02W
	400	2 Split CTs	1K240-04W
	800	2 Split CTs	1K240-08W
	100	2 Solid CTs	1K240-1SW
	200	2 Solid CTs	1K240-2SW
277V 1PH 2W	100	1 Split CT	1K277-01W
	200	1 Split CT	1K277-02W
	400	1 Split CT	1K277-04W
	800	1 Split CT	1K277-08W
	100	1 Solid CT	1K277-1SW
	200	1 Solid CT	1K277-2SW



Indoor Series 1000 Single Phase Meter



Outdoor Series 1000 Single Phase Meter

#### Series 1000 Single Phase Meter Kits\* — Outdoor Enclosure

Voltage	Amps	CTs Included	Cat. No.
120V 1PH 2W	100	1 Split CT	1O120-01W
	200	1 Split CT	1O120-02W
	400	1 Split CT	1O120-04W
	800	1 Split CT	1O120-08W
120/208V 1PH 3W or 120/240V 1PH 3W (Split Phase)	100	2 Split CTs	1O240-01W
	200	2 Split CTs	1O240-02W
	400	2 Split CTs	1O240-04W
	800	2 Split CTs	1O240-08W
277V 1PH 2W	100	1 Split CT	1O277-01W
	200	1 Split CT	1O277-02W
	400	1 Split CT	1O277-04W
	800	1 Split CT	1O277-08W

\*Kits include meter, specified enclosure and required current transformers

### VerifEye™ Series 2000 3-Phase Meter Kits

#### Features and Benefits


- Kits include meter, specified enclosure and required current transformers
- kWh and Demand Meter-S2000 Indoor Split Core Kits only
- 120/208V or 277/480V 3PH 4W WYE only
- 100-1200A
- Isolated pulse output — standard
- Large LCD Display
- Revenue grade accuracy: 0.5%
- Utilizes split and solid core current transformers (CTs) that are certified to all revenue grade accuracy standards
- Up to three sets of solid or split core CTs per phase can be paralleled per meter
- UL listed

#### Series 2000 3-Phase Meter Kits — Indoor Enclosure

Voltage	Amps	CTs Included	Cat. No.
120/208V 3PH 4W WYE kWh Meter	100	3 Solid CTs	2K208-1SW
	200		2K208-2SW
277/480 3PH 4W WYE kWh Meter	100		2K480-1SW
	200		2K480-2SW
120/208V 3PH 4W WYE Demand Meter	100	3 Split CTs	2K208-01D
	200		2K208-02D
	400		2K208-04D
	800		2K208-08D
	1200		2K208-12D
277/480V 3PH 4W WYE Demand Meter	100		2K480-01D
	200		2K480-02D
	400		2K480-04D
	800		2K480-08D
	1200		2K480-12D



Indoor Series 2000 3-Phase Meter



Outdoor Series 2000 3-Phase Meter

#### Series 2000 3-Phase Meter Kits\* — Outdoor Enclosure

Voltage	Amps	CTs Included	Cat. No.
120/208V 3PH 4W WYE kWh Meter	100	3 Split CTs	20208-01W
	200		20208-02W
	400		20208-04W
	800		20208-08W
	1200		20208-12W
277/480V 3PH 4W WYE kWh Meter	100		20480-01W
	200		20480-02W
	400		20480-04W
	800		20480-08W
	1200		20480-12W

**Note:** Kits include meter, specified enclosure and required current transformers.  
 \*S2000 meter kit in outdoor enclosure does not support demand measurements

## VeriEye™ Series 4000 Industrial Modbus Meter Kits

### Features and Benefits

- Kits include meter, specified enclosure and Split Core or Rogowski Coil current transformers
- Industrial Temperature Range -22°F to 158°F (-30°C to 70°C)
- 50/60Hz
- 90-600V versatility including 347V (L-N) and 600V (L-L)
- ANSI C12.20 0.2% Accuracy, IEC 62053-22 Class 0.2S
- Amperages
  - Split Core: 100, 200,400, 800A
  - Rogowski Coil: 50-5000A
- User-enabled password protection to protect meter from tampering
- Bright, backlit LCD for installation in dark areas and viewing real time data
- DIN Rail-Mount
- NEMA 4X Enclosure
- AMR/BAS system integration via Modbus RTU, RS-485 2-wire with shield
- Tenant cost allocation
- Energy conservation and cost reduction
- Green building initiatives and government mandates
- Measurement and verification
- Load profiling and benchmarking

### Series 4000 Meter Kits — DIN Rail-Mount

Voltage	Amps	CTs Included	Cat. No.
Universal 3PH 3W/4W	100	3 Split Core CTs	4KUMR-01M
	200	3 Split Core CTs	4KUMR-02M
	400	3 Split Core CTs	4KUMR-04M
	800	3 Split Core CTs	4KUMR-08M
	50-5000	3, 12" Rogowski Coil CTs	4KUMR-R12
	50-5000	3, 18" Rogowski Coil CTs	4KUMR-R18
	50-5000	3, 24" Rogowski Coil CTs	4KUMR-R24

### Stand Alone Meters

Voltage	Amps	CTs Included	Cat. No.
Universal 3PH 3W/4W	100, 200, 400, 800	Split Core CTs Only	4KUMR-00M
	50-5000	Rogowski Coil CTs Only	4KUMR-00R



Series 4000 DIN Rail



Rogowski Coil CT

Continued from previous page

### VerifEye™ Series 4000 Industrial Modbus Meter Kits

#### Series 4000 Outdoor NEMA Enclosure


Voltage	Amps	CTs Included	Cat. No.
Universal 3PH 3W/4W	100	3 Split Core CTs	4OUMR-01M
	200	3 Split Core CTs	4OUMR-02M
	400	3 Split Core CTs	4OUMR-04M
	800	3 Split Core CTs	4OUMR-08M
	50-5000	3, 12" Rogowski Coil CTs	4OUMR-R12
	50-5000	3, 18" Rogowski Coil CTs	4OUMR-R18
	50-5000	3, 24" Rogowski Coil CTs	4OUMR-R24

#### Series 4000 Components

Amps	Description	Cat. No.
100	Split Core CTs	CTV01-KD0
200	Split Core CTs	CTV02-KD0
400	Split Core CTs	CTV04-KD1
800	Split Core CTs	CTV08-KG1
100	Hinged Split Core	CTV01-WC9
200	Hinged Split Core	CTV02-WC9
400	Hinged Split Core	CTV04-WC9
—	Fuse Pack, 1/2A, 600VAC, slow blow	CTV00-FK3
50-5000	12" Rogowski Coil CTs	CRV50-K62
50-5000	18" Rogowski Coil CTs	CRV50-K93
50-5000	24" Rogowski Coil CTs	CRV50-KC2
100	Solid Core CT	CDV01-K17
200	Solid Core CT	CDV02-K17



Series 4000 Outdoor



CTV01-K21



Rogowski Coil CT

#### SPOTLIGHT

#### Leviton Energy Code Apps

With Leviton IECC and Title 24 apps, you can gain easy access to a wealth of the submetering code requirements on your mobile device. These valuable reference tools allow you to search by application, code or article language. Learn more about submetering requirements and summaries of the requirements for recommended solutions. Go to [iecc.leviton.com](http://iecc.leviton.com) or [title24.leviton.com](http://title24.leviton.com).





### VeriEye™ Series 4100 Bidirectional Modbus RTU and BACnet MS/TP Meter Kits

The VeriEye™ Series 4100 Bidirectional Modbus RTU and BACnet MS/TP Meter Kits feature bidirectional monitoring specifically designed for renewable energy applications. The Series 4100 Meter Kits measure power imported from the utility grid and power exported from renewable energy sources like solar panels. The Series 4100 Meter Kits are available in a Standalone DIN Rail-Mount or NEMA 4X enclosures and come with either split core or flexible rope-style Rogowski Current Transformers (CTs).

#### Features and Benefits

- Bidirectional energy monitoring
- Industrial temperature range: -22-158°F (-30-70°C)
- 50/60 Hz
- Versatile input voltage: 90-600V including 347V (L-N) and 600VAC (L-L) with fewer models to stock
- Options for 100, 200, 400 and 800A Split Core CTs and Rogowski CTs (20-5000A)
- DIN Rail-Mount for easy installation
- One device serves multiple locations
- User-enabled password protection to protect meter from tampering
- Bright, backlit LCD for installation in dark areas and viewing real time data
- Energy monitoring for AMR/BAS/BMS/EMS systems
- Renewable energy applications such as solar panels and wind
- AMR/BAS system integration via Modbus RTU or BACnet MS/TP (over RS-485 serial)
- CSI approval for California Solar Initiative

#### Series 4100 Indoor — DIN Rail-Mount Modbus Meter Kits


Voltage	Amps	CTs Included	Cat. No.
Universal 3PH 3W/4W Modbus	100	Split Core CTs	4DUMR-01M
	200	Split Core CTs	4DUMR-02M
	400	Split Core CTs	4DUMR-04M
	800	Split Core CTs	4DUMR-08M
	50-5000	12" Rogowski Coil CTs	4DUMR-12R
	50-5000	18" Rogowski Coil CTs	4DUMR-18R
	50-5000	24" Rogowski Coil CTs	4DUMR-24R



Series 4100 Indoor

#### Series 4100 Indoor — DIN Rail-Mount BACnet MS/TP Meter Kits

Voltage	Amps	CTs Included	Cat. No.
Universal 3PH 3W/4W BACnet/ MS/TP	100	Split Core CTs	4DUBM-01B
	200	Split Core CTs	4DUBM-02B
	400	Split Core CTs	4DUBM-04B
	800	Split Core CTs	4DUBM-08B
	50-5000	12" Rogowski Coil CTs	4DUBM-12R
	50-5000	18" Rogowski Coil CTs	4DUBM-18R
	50-5000	24" Rogowski Coil CTs	4DUBM-24R



Series 4100 Indoor with Enclosure

Continued from previous page

## VerifEye™ Series 4100 Bidirectional Modbus RTU and BACnet MS/TP Meter Kits

M Energy Management

Series 4100 Outdoor — NEMA Enclosure Modbus Meter Kits			
Voltage	Amps	CTs Included	Cat. No.
Universal 3PH 3W/4W Modbus	100	Split Core CTs	41OUM-01M
	200	Split Core CTs	41OUM-02M
	400	Split Core CTs	41OUM-04M
	800	Split Core CTs	41OUM-08M
	50-5000	12" Rogowski Coil CTs	41OUM-R12
	50-5000	18" Rogowski Coil CTs	41OUM-R18
	50-5000	24" Rogowski Coil CTs	41OUM-R24
	Series 4100 Outdoor — NEMA Enclosure BACnet MS/TP Meter Kits		
Voltage	Amps	CTs Included	Cat. No.
Universal 3PH 3W/4W BACnet/ MS/TP	100	Split Core CTs	41OUB-01B
	200	Split Core CTs	41OUB-02B
	400	Split Core CTs	41OUB-04B
	800	Split Core CTs	41OUB-08B
	50-5000	12" Rogowski Coil CTs	41OUB-12R
	50-5000	18" Rogowski Coil CTs	41OUB-18R
	50-5000	24" Rogowski Coil CTs	41OUB-24R

### SPOTLIGHT

#### High Density Branch Circuit Monitor

Take advantage of the configuration flexibility of the Series 7100 high density platform to address a wide variety of metering applications. For more information go to [leviton.com/verifeye](http://leviton.com/verifeye).



### VerifEye™ Series 6000 Industrial Panel Mount Meter

The VerifEye™ Series 6000 Panel Mount Meters are designed to monitor a comprehensive data set of electrical parameters for industrial applications. These meters fit in a standard 92mm x 92mm panel mount cutout and are offered with a range of Split Core and Rogowski smart current transformers to cover a broad range of applications. The integrated configuration wizard makes initial setup quick and easy, reducing commissioning time and providing reliable results.

#### Features and Benefits

- Real-time measurement of electrical values with graphical display
- Power quality analysis of service and loads
- Industrial electrical load management
- OEM panel shop applications
- Measurement of active, reactive, and apparent energy
- Alarms features to notify when parameters are outside defined ranges
- Auto-ranging CTs simplify setup and eliminate mistakes
- CT options from 25A to 6000A
- 5-year warranty

#### Series 6000 Industrial Panel Mount Meter

Voltage	Description	Cat. No.
Universal 3PH 3W/4W	Modbus RTU (RS485) Interface	60P00-000
	Modbus TCP (Ethernet) Interface	61P00-000

#### Series 6000 Panel Mount Meter with NEMA 4X Enclosure

Voltage	Description	Cat. No.
Universal 3PH 3W/4W	Modbus RTU (RS485), Modbus TCP (Ethernet), and BACnet IP interface	61N00-000

#### Current Transformers


25A-63A, 10mm ID	Series 6000 Split Core CT	CTS1A-K10
40A-160A, 14mm ID	Series 6000 Split Core CT	CTS2B-G14
63A-250A, 21mm ID	Series 6000 Split Core CT	CTS3C-G21
160A-600A, 32mm ID	Series 6000 Split Core CT	CTS6D-G32
600-4000A - 200mm (7.875in)	Series 6000 Rogowski CT	CRS4K-WRL
1600-6000A - 300mm (12in)	Series 6000 Rogowski CT	CRS6K-WRM
1600-6000A - 600mm (24in)	Series 6000 Rogowski CT	CRS6K-WRN

#### CT Cables (CTs)

Series 6000 Meter - CT Cable RJ12 - 1x5M	CCSRJ-105
Series 6000 Meter - CT Cable RJ12 - 1x10M	CCSRJ-110
Series 6000 Meter - CT Cable RJ12 - 3x1M	CCSRJ-301
Series 6000 Meter - CT Cable RJ12 - 3x2M	CCSRJ-302
Series 6000 Meter - CT Cable Adapter RJ12 Female to Female	CCSRJ-3FF



Series 6000



Series 6000 with NEMA 4X Enclosure



Split Core CT



Rogowski Coil CT

## VerifEye™ Mini Meter Kits

### Equitable Tenant Billing

Some multi-tenant residential properties include energy costs in rental fees and generally charge tenants for energy based on the square footage occupied. To be truly equitable, tenants should pay only for what they actually use. With Leviton VerifEye™ Mini Meters, building managers can easily and fairly track and allocate energy usage costs to multiple tenants, as well as recoup energy expenses from common-use areas (parking lots, hall lighting, etc.). Tenants benefit by paying only for the energy they use; and when they focus on conserving energy, they can see direct financial benefits from their efforts.

### Features and Benefits

- Kits include meter, specified enclosure and required current transformers
- kWh Meter
- 100-200 Amps
- Pulse Output — standard
- Available in indoor flush mount and surface mount enclosures and NEMA 4X outdoor individual meter enclosures
- Select surface mount and flush mount models include built in tamper proof switch or built in wireless AMR and temperature sensing capabilities
- Revenue grade accuracy: 0.5% accuracy class
- Use with solid core CTs to achieve 0.5% accuracy — also available with split core CTs
- Up to three sets of CTs per phase can be paralleled per meter with no multipliers
- Components of Mini Meter Kits are UL/cUL Listed Energy Usage Monitor per CCN FTRZ

## Mini Meter Kits

### Mini Meter Kits — Indoor Flush Mount Enclosure

Voltage	Amps	CTs Included	Cat. No.
120/208V 3W or	100A	2 Solid CTs	MK240-1SW
120/240V 1PH 3W (Split Phase)	200A		MK240-2SW

### Mini Meter Kits — Outdoor Enclosure

Voltage	Amps	CTs Included	Cat. No.
120/208V 3W or	100A	2 Solid CTs	MO240-1SW
120/240V 1PH 3W (Split Phase)	200A		MO240-2SW
120/208V 2PH 3W or	100A	2 Split CTs	MO240-01W
120/240V 1PH 3W (Split Phase)	200A		MO240-02W

**Note:** Kits include meter, specified enclosure and required current transformers



Indoor Flush Mount Mini Meter



Outdoor Mini Meter

Continued on next page

Continued from previous page

### VerifEye™ Mini Meter Kits

Mini Meter Kits — Indoor Surface Mount Enclosure			
Voltage	Amps	CTs Included	Cat. No.
120/240 1PH/3W Split Phase, 120/208 2PH/3W	200A	2 Solid CTs	6PSMT-C02

Mini Meter Kits — LCD Module (No Enclosure)			
Voltage	Amps	CTs Included	Cat. No.
<b>Dual Element Mini Meter</b>			
120/240 1PH/3W Split Phase, 120/208 2PH/3W 0.1kWh	100A	2 Solid CTs	MDNCT-1SC
	100A	2 Split CTs	MDNCT-1SP
	200A	2 Solid CTs	MDNCT-2SC
	200A	2 Split CTs	MDNCT-2SP
120/240 1PH/3W Split Phase, 120/208 2PH/3W 1kWh	100A	2 Solid CTs	MDTCT-1SC
	100A	2 Split CTs	MDTCT-1SP
	200A	2 Solid CTs	MDTCT-2SC
	200A	2 Split CTs	MDTCT-2SP

**NOTE:** All kits include meter and Current Transformers (CTs)

Dual Element Mini Meter Kits — With Integrated Wireless AMR*			
Voltage	Amps	CTs Included	Cat. No.
120/240 1PH/3W Split Phase, 120/208 2PH/3W (includes Time of Use (TOU**) enabled kWh Wireless AMR Transceiver)	200A	2 Solid Core CTs	MDTFW-2SC
120/240 1PH/3W Split Phase, 120/208 2PH/3W (includes Time of Use (TOU**) enabled kWh Wireless AMR Transceiver)	200A	2 Solid Core CTs	MDTSW-2SC

**Note:** All kits include meter, specified enclosure and Current Transformers (CTs).

\*For a complete wireless Automatic Meter Reading (AMR) system, data transceivers and other wireless network components (DCAPs and Repeaters) are required as dictated by building construction.

\*\*TOU = Time of Use, providing 15-minute time-stamped kWh interval data



Indoor Surface Mount Mini Meter



Mini Meter with Transceiver



MDTSW-2SC



MK240XSW

### VerifEye™ Mini Meter Multiple Meter Units (MMU)


VerifEye™ Mini Meter™ Configured Multiple Meter Units (MMUs) are designed for multi-tenant submetering applications in which multiple single-phase loads are fed from the same power distribution panel to be metered. Each VerifEye™ Mini Meter installed in an MMU is a revenue-grade\*, ANSI C12.20-compliant energy meter that is backed by Leviton with a best-in-industry 5-year warranty. Mini Meter MMUs are NEMA 4X rated and UL Listed, suitable for either indoor or outdoor installations. Each Mini Meter has built-in pulse outputs for connection to a High-Density Pulse Module, Wireless AMR Transceiver, or a Data Acquisition Server with pulse inputs.

\*Approved for California Weights & Measures

### VerifEye™ Mini Meter MMUs

#### Mini Meter MMU Basic Meters—With Terminals Only

Description	
Mini Meter MMU - Medium Enclosure, 2 Meters with Terminals Only	MMT02-2T0
Mini Meter MMU - Medium Enclosure, 3 Meters with Terminals Only	MMT03-2T0
Mini Meter MMU - Medium Enclosure, 4 Meters with Terminals Only	MMT04-2T0
Mini Meter MMU - Large Enclosure, 5 Meters with Terminals Only	MLT05-2T0
Mini Meter MMU - Large Enclosure, 6 Meters with Terminals Only	MLT06-2T0
Mini Meter MMU - Large Enclosure, 7 Meters with Terminals Only	MLT07-2T0
Mini Meter MMU - Large Enclosure, 8 Meters with Terminals Only	MLT08-2T0
Mini Meter MMU - XL Enclosure, 9 Meters with Terminals Only	MXT09-2T0
Mini Meter MMU - XL Enclosure, 10 Meters with Terminals Only	MXT10-2T0
Mini Meter MMU - XL Enclosure, 11 Meters with Terminals Only	MXT11-2T0
Mini Meter MMU - XL Enclosure, 12 Meters with Terminals Only	MXT12-2T0
Mini Meter MMU - XL Enclosure, 13 Meters with Terminals Only	MXT13-2T0
Mini Meter MMU - XL Enclosure, 14 Meters with Terminals Only	MXT14-2T0
Mini Meter MMU - XL Enclosure, 15 Meters with Terminals Only	MXT15-2T0
Mini Meter MMU - XL Enclosure, 16 Meters with Terminals Only	MXT16-2T0
Mini Meter MMU - XL Enclosure, 17 Meters with Terminals Only	MXT17-2T0
Mini Meter MMU - XL Enclosure, 18 Meters with Terminals Only	MXT18-2T0
Mini Meter MMU - XL Enclosure, 19 Meters with Terminals Only	MXT19-2T0
Mini Meter MMU - XL Enclosure, 20 Meters with Terminals Only	MXT20-2T0



MXT20-2T0

#### Mini Meter MMU— With Integrated High Density Pulse Module (HDPM)

Description	Cat. No.
Mini Meter MMU - Medium Enclosure, 2 Meters with Integrated HDPM	MMT02-2H0
Mini Meter MMU - Medium Enclosure, 3 Meters with Integrated HDPM	MMT03-2H0
Mini Meter MMU - Medium Enclosure, 4 Meters with Integrated HDPM	MMT04-2H0
Mini Meter MMU - Large Enclosure, 5 Meters with Integrated HDPM	MLT05-2H0
Mini Meter MMU - Large Enclosure, 6 Meters with Integrated HDPM	MLT06-2H0
Mini Meter MMU - Large Enclosure, 7 Meters with Integrated HDPM	MLT07-2H0
Mini Meter MMU - Large Enclosure, 8 Meters with Integrated HDPM	MLT08-2H0
Mini Meter MMU - XL Enclosure, 9 Meters with Integrated HDPM	MXT09-2H0
Mini Meter MMU - XL Enclosure, 10 Meters with Integrated HDPM	MXT10-2H0
Mini Meter MMU - XL Enclosure, 11 Meters with Integrated HDPM	MXT11-2H0
Mini Meter MMU - XL Enclosure, 12 Meters with Integrated HDPM	MXT12-2H0
Mini Meter MMU - XL Enclosure, 13 Meters with Integrated HDPM	MXT13-2H0
Mini Meter MMU - XL Enclosure, 14 Meters with Integrated HDPM	MXT14-2H0
Mini Meter MMU - XL Enclosure, 15 Meters with Integrated HDPM	MXT15-2H0
Mini Meter MMU - XL Enclosure, 16 Meters with Integrated HDPM	MXT16-2H0
Mini Meter MMU - XL Enclosure, 17 Meters with Integrated HDPM	MXT17-2H0
Mini Meter MMU - XL Enclosure, 18 Meters with Integrated HDPM	MXT18-2H0
Mini Meter MMU - XL Enclosure, 19 Meters with Integrated HDPM	MXT19-2H0
Mini Meter MMU - XL Enclosure, 20 Meters with Integrated HDPM	MXT20-2H0

Continued on next page

Continued from previous page


## VerifEye™ Mini Meter Multiple Meter Units (MMU)

### Mini Meter MMU— With Integrated High Density Pulse Module (HDPM) + Modhopper (MH) Wireless Transceiver


Description	Cat. No.
Mini Meter MMU - Large Enclosure, 5 Meters with Integrated HDPM+MH	MLT05-2W0
Mini Meter MMU - Large Enclosure, 6 Meters with Integrated HDPM+MH	MLT06-2W0
Mini Meter MMU - Large Enclosure, 7 Meters with Integrated HDPM+MH	MLT07-2W0
Mini Meter MMU - Large Enclosure, 8 Meters with Integrated HDPM+MH	MLT08-2W0
Mini Meter MMU - XL Enclosure, 9 Meters with Integrated HDPM+MH	MXT09-2W0
Mini Meter MMU - XL Enclosure, 10 Meters with Integrated HDPM+MH	MXT10-2W0
Mini Meter MMU - XL Enclosure, 11 Meters with Integrated HDPM+MH	MXT11-2W0
Mini Meter MMU - XL Enclosure, 12 Meters with Integrated HDPM+MH	MXT12-2W0
Mini Meter MMU - XL Enclosure, 13 Meters with Integrated HDPM+MH	MXT13-2W0
Mini Meter MMU - XL Enclosure, 14 Meters with Integrated HDPM+MH	MXT14-2W0
Mini Meter MMU - XL Enclosure, 15 Meters with Integrated HDPM+MH	MXT15-2W0
Mini Meter MMU - XL Enclosure, 16 Meters with Integrated HDPM+MH	MXT16-2W0
Mini Meter MMU - XL Enclosure, 17 Meters with Integrated HDPM+MH	MXT17-2W0
Mini Meter MMU - XL Enclosure, 18 Meters with Integrated HDPM+MH	MXT18-2W0
Mini Meter MMU - XL Enclosure, 19 Meters with Integrated HDPM+MH	MXT19-2W0
Mini Meter MMU - XL Enclosure, 20 Meters with Integrated HDPM+MH	MXT20-2W0

### Mini Meter MMU— With Integrated High Density Pulse Module (HDPM) + Data Acquisition Server (DAS)

Description	Cat. No.
Mini Meter MMU - Medium Enclosure, 2 Meters with Integrated A7810 DAS with pulse inputs	MMT02-20A
Mini Meter MMU - Medium Enclosure, 3 Meters with Integrated A7810 DAS with pulse inputs	MMT03-20A
Mini Meter MMU - Medium Enclosure, 4 Meters with Integrated A7810 DAS with pulse inputs	MMT04-20A
Mini Meter MMU - Large Enclosure, 5 Meters with Integrated HDPM+A8810 DAS	MLT05-2HB
Mini Meter MMU - Large Enclosure, 6 Meters with Integrated HDPM+A8810 DAS	MLT06-2HB
Mini Meter MMU - Large Enclosure, 7 Meters with Integrated HDPM+A8810 DAS	MLT07-2HB
Mini Meter MMU - Large Enclosure, 8 Meters with Integrated HDPM+A8810 DAS	MLT08-2HB
Mini Meter MMU - XL Enclosure, 9 Meters with Integrated HDPM+A8810 DAS	MXT09-2HB
Mini Meter MMU - XL Enclosure, 10 Meters with Integrated HDPM+A8810 DAS	MXT10-2HB
Mini Meter MMU - XL Enclosure, 11 Meters with Integrated HDPM+A8810 DAS	MXT11-2HB
Mini Meter MMU - XL Enclosure, 12 Meters with Integrated HDPM+A8810 DAS	MXT12-2HB
Mini Meter MMU - XL Enclosure, 13 Meters with Integrated HDPM+A8810 DAS	MXT13-2HB
Mini Meter MMU - XL Enclosure, 14 Meters with Integrated HDPM+A8810 DAS	MXT14-2HB
Mini Meter MMU - XL Enclosure, 15 Meters with Integrated HDPM+A8810 DAS	MXT15-2HB
Mini Meter MMU - XL Enclosure, 16 Meters with Integrated HDPM+A8810 DAS	MXT16-2HB
Mini Meter MMU - XL Enclosure, 17 Meters with Integrated HDPM+A8810 DAS	MXT17-2HB
Mini Meter MMU - XL Enclosure, 18 Meters with Integrated HDPM+A8810 DAS	MXT18-2HB
Mini Meter MMU - XL Enclosure, 19 Meters with Integrated HDPM+A8810 DAS	MXT19-2HB
Mini Meter MMU - XL Enclosure, 20 Meters with Integrated HDPM+A8810 DAS	MXT20-2HB



MXT20-2H0




MLT08-2HB

Continued from previous page

## VerifEye™ Mini Meter Multiple Meter Units (MMU)

### Mini Meter MMU— With Integrated High Density Pulse Module (HDPM) + Data Acquisition Server (DAS) + Modhopper (MH) Wireless Transceiver

Description	Cat. No.
Mini Meter MMU - Large Enclosure, 5 Meters with Integrated HDPM+A8810 DAS+MH	MLT05-2WB
Mini Meter MMU - Large Enclosure, 6 Meters with Integrated HDPM+A8810 DAS+MH	MLT06-2WB
Mini Meter MMU - Large Enclosure, 7 Meters with Integrated HDPM+A8810 DAS+MH	MLT07-2WB
Mini Meter MMU - Large Enclosure, 8 Meters with Integrated HDPM+A8810 DAS+MH	MLT08-2WB
Mini Meter MMU - XL Enclosure, 9 Meters with Integrated HDPM+A8810 DAS+MH	MXT09-2WB
Mini Meter MMU - XL Enclosure, 10 Meters with Integrated HDPM+A8810 DAS+MH	MXT10-2WB
Mini Meter MMU - XL Enclosure, 11 Meters with Integrated HDPM+A8810 DAS+MH	MXT11-2WB
Mini Meter MMU - XL Enclosure, 12 Meters with Integrated HDPM+A8810 DAS+MH	MXT12-2WB
Mini Meter MMU - XL Enclosure, 13 Meters with Integrated HDPM+A8810 DAS+MH	MXT13-2WB
Mini Meter MMU - XL Enclosure, 14 Meters with Integrated HDPM+A8810 DAS+MH	MXT14-2WB
Mini Meter MMU - XL Enclosure, 15 Meters with Integrated HDPM+A8810 DAS+MH	MXT15-2WB
Mini Meter MMU - XL Enclosure, 16 Meters with Integrated HDPM+A8810 DAS+MH	MXT16-2WB
Mini Meter MMU - XL Enclosure, 17 Meters with Integrated HDPM+A8810 DAS+MH	MXT17-2WB
Mini Meter MMU - XL Enclosure, 18 Meters with Integrated HDPM+A8810 DAS+MH	MXT18-2WB
Mini Meter MMU - XL Enclosure, 19 Meters with Integrated HDPM+A8810 DAS+MH	MXT19-2WB
Mini Meter MMU - XL Enclosure, 20 Meters with Integrated HDPM+A8810 DAS+MH	MXT20-2WB



MXT20-2WB



## VerifEye™ Series 8000 Multiple Point High-Density Smart Meter

VerifEye™ Series 8000 Multiple Point High Density Meters are designed to meter high-density applications such as multi-tenant office and residential buildings, medium-sized retail stores, and institutional facilities. For easy data accessibility, the Series 8000 design is based on an open protocol network to transmit data over Modbus and BACnet, and Ethernet. Combining revenue-grade electrical submetering with building automation communications technology, the Series 8000 complies with all regulatory electric safety and communications requirements and meets stringent ANSI 0.5% Accuracy Class standards.

### Features and Benefits

- Allows for revenue grade metering of up to 24 individual circuits in one device
- Inputs are configurable as seen below:
  - 8 circuits, 3 phase loads
  - 12 circuits, 2 phase loads
  - 24 circuits, 1 phase loads
- 100-5,000 Amp current transformers
- Native communications protocol — Modbus TCP, Modbus RTU (RS-485) and BACnet IP standard
- Measures kilowatt hours, kW demand, volts and amps
- Interval and net metering
- Two onboard pulse input channels available for co-located meters with contact closures
- This platform is both CA Type and NYPSC Approved

### Series 8000 Multiple-Point High Density Smart Meter

Voltage	Description	Cat. No.
<b>Multi-Family Residential</b>		
120/208/240V	Phase Config 4x3 Meters with Wiring Harness (3 CTs ea)*	<a href="#">S8112-C04</a>
	Phase Config 6x2 Meters with Wiring Harness (2 CTs ea)*	<a href="#">S8112-C06</a>
	Phase Config 12x1 Meters with Wiring Harness (1 CT ea)*	<a href="#">S8112-C12</a>
	Phase Config 8x3 Meters with Wiring Harness (3 CTs ea)*	<a href="#">S8124-C08</a>
	Phase Config 12x2 Meters with Wiring Harness (2 CTs ea)*	<a href="#">S8124-C12</a>
	Phase Config 24x 1 Meters with Wiring Harness (1 CT ea)*	<a href="#">S8124-C24</a>
120/208V	Phase Config 8x3, 12x2, 24x1 with Terminal Strips	<a href="#">S8UTS-241</a>
<b>Commercial and Residential</b>		
277/480V	Phase Config with 8x3, 12x2, 24x1 with Terminal Strips	<a href="#">S277TS-241</a>
	Phase Config with 8x3, 12x2, 24x1 with Wiring Harness	<a href="#">277WH-241</a>

\*Approved for California Weights & Measures



Series 8000 Multiple-Point High Density Meter

### SPOTLIGHT

#### Leviton Energy Code Apps

Take advantage of Leviton's wealth of information and tools relating to IECC and Title 24. Gain access to code, product, and application information; download the latest design guides as well as the Leviton ASHRAE and Title 24 apps. Find it all by going to [iecc.leviton.com](http://iecc.leviton.com) and [title24.leviton.com](http://title24.leviton.com).



## Series 7000 and 7100 Advanced Branch Circuit Monitor


The VerifEye™ Series 7000 and 7100 Advanced Branch Circuit Monitor is a cost-effective solution for electrical load management. The Series 7000 and 7100 platform is ideal for high density, branch circuit monitoring applications in both new construction and retrofit applications. The Series 7000 and 7100 monitors up to 24 branch circuits with one single meter board.

### Features and Benefits


- 24/48 Unit versions configurable as follows:
  - 24/48 Single Pole Meters -or-
  - 8/16 Two Pole Meters -or-
  - 8/16 Three Pole Meters
- 12 Input versions configurable as follows:
  - 12 Single Pole Meters -or-
  - 4 Two Pole Meters -or-
  - 4 Three Pole Meters
- Consult factory for any other configuration options
- Reference Voltage inputs
- 12 Input Version — One set of three phase reference inputs
- 24 or 48 Input Versions — Two sets of three phase reference inputs
- Line powered from 90-600V, phase-to-phase
- Meets ANSI & IEC metering system accuracy requirements including branch CTs
- Supports solid core, split core and Rogowski Coil CTs
- Meter board features:
  - Easy access terminals for CT wiring, removable connectors
  - Available with or without display embedded options
- Reports volts, amps, power, demand and energy for each circuit
- Limited 5-year warranty

### Series 7000 and 7100 Advanced Branch Circuit Monitor

Voltage	Description	Cat. No.
120V-480VAC	Series 7000 Embedded Branch Circuit Monitor Platform, 12 inputs with display	70D12-000
	Series 7000 Embedded Branch Circuit Monitor Platform, 12 inputs, no display	70N12-000
	Series 7100 Branch Circuit Monitor, 12 Inputs with display, NEMA 1 enclosure	71D12-000
	Series 7000 Dual Voltage, Embedded Panel Mount (no enclosure) Branch Circuit Monitor, 24 inputs, LCD display	70D24-000
	Series 7000 Dual Voltage, Embedded Panel Mount (no enclosure) Branch Circuit Monitor, 24 inputs, no display	70N24-000
	Series 7100 Dual Voltage, Branch Circuit Monitor, 24 inputs, LCD display, NEMA 1 enclosure	71D24-000
	Series 7000 Dual Voltage, Embedded Panel Mount (no enclosure) Branch Circuit Monitor, 48 inputs, LCD display	70D48-000
	Series 7000 Dual Voltage, Embedded Panel Mount (no enclosure) Branch Circuit Monitor, 48 inputs, no display	70N48-000
	Series 7100 Dual Voltage, Branch Circuit Monitor, 48 inputs, LCD display, NEMA 1 enclosure	71D48-000




Series 7000  
12-Circuit Embedded with Display



Series 7000  
48 Circuit Embedded with Display



Series 7100  
48 Branch Circuit Monitor



Series 7100  
12 Branch Circuit Monitor

### Compatible CT Options\*

Voltage	Description	Cat. No.
100	Solid Core CT 333mV: 100A, .75"	CDV01-K17
200	Solid Core CT 333mV: 200A, .75"	CDV02-K17
50	Hinged Split Core CT, 333mV:50A, 0.4"	CTV5X-WA4
100	Split Core CT, 333mV:100A, 1" Window	CTV01-KD0
200	Split Core CT, 333mV:200A, 1" Window	CTV02-KD0
400	Split Core CT, 333mV:400A, 1.25" Window	CTV04-KD1
800	Split Core CT, 333mV:800A, 3.0"x3.5" Window	CTV08-KG1
100	Hinged Split Core, 333mV: 100A, .94"	CTV01-WC9
200	Hinged Split Core, 333mV: 200A, .94"	CTV02-WC9
400	Hinged Split Core, 333mV: 400A, 1.42"	CTV04-WD5

\*333mV CTs, sold separately

### Series 7000 and 7100 Advanced 3-Circuit Meter

The VerifEye™ Series 7000 and 7100 Advanced 3-Phase meters are a versatile option for a broad range of commercial/ industrial submetering applications. The meter's versatile power metering functionality continues the VerifEye™ mission of lowering the total cost of collecting data by reducing install complexity and increasing flexibility. The plug-and-play integration ensures the full complement of data points are immediately captured and made available for countless applications.

#### Features and Benefits

- Monitors a single 3-phase circuit Configurations options for 1-pole or 2-pole loads
- Solid core CTs (100A & 200A)
- Split core CTs (50A to 800A)
- Rogowski coil CTs (5A to 4000A)
- Line powered from 90-600V, phase-to-phase
- ANSI & IEC metering system accuracy including branch CTs
- Meter board features:
  - Easy access terminals for CT wiring, removable connectors
  - Easily route cable and view LEDs from any angle
  - Reports volts, amps, power, demand, and energy for each circuit
- Provides multi-phase totals for loads with 1-, 2-, and 3-pole breaker positions
- User-configurable alarm thresholds register for improved load management
- Selectable phase orientation
- Limited 5-year warranty

#### Series 7000 and 7100 Advanced 3-Circuit Meter

Voltage	Description	Cat. No.
90-346 Volts AC Line-to-Neutral, 600V Line-to-Line, CAT III	Series 7000 Advanced 3-Phase Meter (DIN Rail Mount)	70D03-000
	Series 7100 Advanced 3-Phase Meter (NEMA 1 Wall Mount Enclosure)	71D03-000

#### Compatible CT Options\*

Voltage	Description	Cat. No.
100	Solid Core CT, 333mV: 100A, 0.60"	CDV01-002-W15
200	Solid Core CT, 333mV: 200A, 0.78"	CDV02-000-W20
50	Hinged Split Core CT, 333mV:50A, 0.4"	CTV5X-WA4
100	Split Core CT, 333mV:100A, 1" Window	CTV01-KD0
200	Split Core CT, 333mV:200A, 1" Window	CTV02-KD0
400	Split Core CT, 333mV:400A, 1.25" Window	CTV04-KD1
800	Split Core CT, 333mV:800A, 3.0"x3.5" Window	CTV08-KG1
100	Hinged Split Core, 333mV: 100A, .94"	CTV01-WC9
200	Hinged Split Core, 333mV: 200A, .94"	CTV02-WC9
400	Hinged Split Core, 333mV: 400A, 1.42"	CTV04-WD5
5-4000A	5-4000A Rogowski Coil CT 16", 131mV/1000A @ 60Hz, 109.2mV/1000A, @ 50Hz	CRV50-LR2
	5-4000A Rogowski Coil CT 24", 131mV/1000A @ 60Hz, 109.2mV/1000A, @ 50Hz	CRV50-LR4

\*Series 7000 Branch Circuit Monitors are compatible with 333mV CTs, sold separately



Series 7000 Advanced 3-Phase Meters

## Series 7200 and 7300 Branch Circuit Monitor 48 Circuit

The VerifEye™ Series 7200 and 7300 Virtual Element Advanced Branch Circuit Monitors are a cost-effective solution for electrical load management. The Series 7200 and 7300 platform is ideal for high density, branch circuit monitoring applications in both new construction and retrofit applications. The Series 7200 and 7300 monitors up to 24 branch circuits with one single meter board.

### Features and Benefits

- 48 individual Current Transformer (CT) inputs
- Inputs configurable as follows:
  - 24 virtual meters in any combination of single-phase, two-phase, or three-phase limited to the total 48 CT inputs
  - Consult factory for any other configurations
- Line powered from 90-600V, phase-to-phase
- Bidirectional monitoring
- Meets ANSI & IEC metering system accuracy requirements including branch CTs
- Supports split core and Rogowski Coil CTs
- Meter board features:
  - Easy access terminals for CT wiring, removable connectors
- Available with or without display embedded options
- Reports volts, amps, power, demand and energy for each circuit — each Series 7200 and 7300 covers a complete 42 breaker panelboard plus mains for a total of 48 circuits
- User-configurable alarm thresholds register for improved load management
- Selectable phase orientation and number of circuits
- Limited 5-year warranty

### Series 7200 and 7300 Branch Circuit Monitor 48 Circuit


Voltage	Description	Cat. No.
90-347 Volts AC Line-to-Neutral, 600V Line-to-Line, CAT III	Series 7200 Embedded Panel Mount (no enclosure) Branch Circuit Monitor, 48 inputs, LCD display	72D48-000
	Series 7200 Embedded Panel Mount (no enclosure) Branch Circuit Monitor, 48 inputs, no display	72N48-000
	Series 7300 Branch Circuit Monitor, 48 inputs, LCD display, NEMA 1 enclosure	73D48-000



Series 72D48 Embedded — With Display



Series 72N48 Embedded — No Display



Series 73D48

### Compatible CT Options\*

Voltage	Description	Cat. No.
100	Solid Core CT, 333mV:100A, 0.75"	CDV01-K17
200	Solid Core CT, 333mV:200A, 0.75"	CDV02-K17
100	Solid Core CT, 333mV: 100A, 0.60"	CDV01-002-W15
200	Solid Core CT, 333mV: 200A, 0.78"	CDV02-000-W20
50	Hinged Split Core CT, 333mV:50A, 0.4"	CTV5X-WA4
100	Split Core CT, 333mV:100A, 1" Window	CTV01-KD0
200	Split Core CT, 333mV:200A, 1" Window	CTV02-KD0
400	Split Core CT, 333mV:400A, 1.25" Window	CTV04-KD1
800	Split Core CT, 333mV:800A, 3.0"x3.5" Window	CTV08-KG1
100	Hinged Split Core, 333mV: 100A, .94"	CTV01-WC9
200	Hinged Split Core, 333mV: 200A, .94"	CTV02-WC9
400	Hinged Split Core, 333mV: 400A, 1.42"	CTV04-WD5
5-4000A	5-4000A Rogowski Coil CT 16", 131mV/1000A @ 60Hz, 109.2mV/1000A, @ 50Hz	CRV50-LR2
	5-4000A Rogowski Coil CT 24", 131mV/1000A @ 60Hz, 109.2mV/1000A, @ 50Hz	CRV50-LR4

\*Series 7000 Branch Circuit Monitors are compatible with 333mV CTs, sold separately

## VerifEye™ Metering Communications Systems

To create a data network between Leviton VerifEye™ submeters and stakeholders (BAS, third party billing, Leviton Energy Manager software, etc.), Leviton offers VerifEye™ Metering Communications Systems. These solutions transmit data from meters to end systems, creating a seamless transition between data collection and data/delivery display. Leviton's metering communications systems also enable facilities to create metering systems that can easily share data through open protocols such as Modbus and IP-based data transfer through HTTP/FTP of .csv or XML files. The results are robust and reliable networks scalable to accommodate future expansion, with data made accessible from any internal or external location.

## Data Acquisition Hubs

Data Acquisition Hubs, including the Energy Monitoring Hub (EMH, EMHxD), EMB and EMBLite, are intelligent, flexible data acquisition servers allowing users to collect energy data from meters and environmental sensors. Designed to connect to IP-based applications such as enterprise energy management, demand response and smart grid programs, Hub servers let you connect thousands of energy points, benchmark energy usage and reduce energy costs.

Features and Benefits
<ul style="list-style-type: none"> <li>• Collects and logs data from connected wired or wireless devices based on user-set intervals</li> <li>• Pushes or pulls data via HTTP, XML, FTP or any custom protocol using an Ethernet (LAN) connection</li> <li>• No software required — information can be accessed through any web browser in any location</li> <li>• Plug and play connectivity</li> <li>• Compatible with nearly any front-end software platform allowing customers to use a variety of reporting tools</li> <li>• Push or pull meter data to energy dashboards, kiosks and software applications</li> <li>• Monitor performance of critical systems (lighting, HVAC, PDUs, inverters, etc.)</li> </ul>


## VerifEye™ Metering Communications Systems

Metering Communications Hubs	
Description	Cat. No.
Energy Monitoring Hub	A8812-000
Energy Monitoring Hub, Dual Ethernet, Dual Modbus	EMHxD-220
EMB Hub	A8810-000
EMB HubLite	A7810-000
Power Supply for EMB Hubs and EMB HubLite (order separately)*	YBM07-001

\*Power supply is used for EMB Hub and HubLite



A8812 Energy Monitoring Hub



A8810 EMB Hub



EMHxD

Continued on next page

Continued from previous page

## VerifEye™ Metering Communications Expansion Modules

### High Density Pulse Module

The High Density Pulse Module provides a convenient way to expand a Leviton VerifEye™ Metering System by connecting the HD Pulse Module to an Energy Monitoring Hub (EMH) and/or ModHopper for system expansion. The HD Pulse Module accepts up to 23 standard pulse sensors and can function as a slave device with any Modbus master. This data can easily be integrated to a network of other critical energy sensors to provide a comprehensive energy monitoring solution. The HD Pulse Module is ideal for applications with a high density of pulse output devices, giving users access to meters that would previously require multiple modules.

#### Features and Benefits

- External communications handled via shielded twisted pair 18-22 gauge wire allow communication up to 4000 feet — and pulse input communication up to 200 feet (consult factory for longer runs) using 18-24 gauge control wire
- DIN or wall mounting make installation quick and easy
- Device verification — LED indicators for each pulse input allow for fast indication and verification of pulses to reduce installation and troubleshooting time
- Non-volatile memory retains configuration and pulse count totals during power failures for reliable data collection and retention
- Easily add pulse meters to ModBus network for a scalable, open protocol solution
- Field upgradable firmware for user-friendly future upgrades and expansion

### Flex I/O Module

The Flex I/O Module is a cost-effective way to collect data from meters or sensors and bring the information into a Modbus network or energy monitoring system. As a Standalone or bundled package, the Leviton Flex I/O can be incorporated with data acquisition and metering devices to provide a cost-effective energy monitoring solution. The Flex I/O is compatible with virtually any Modbus master, allowing customers the flexibility to use it in existing Modbus networks. Use with the Leviton Energy Monitoring Hub (EMH).

#### Features and Benefits

- Easily add meters and sensor to ModBus network
- 8x user selectable inputs
- 2x output relays
- 2x pulse replicator
- Non-volatile memory
- Industrial temperature range: -30°C to 70°C
- LEDs for visual verification/status reduce installation and troubleshooting time
- DIN or wall mount for easy installation
- Field upgradable firmware for user-friendly future upgrades and expansion

## Wireless AMR System for Submetering

The Leviton VerifEye™ Wireless Automated Meter Reading (AMR) System is specifically designed to support wireless data collection from energy and water submeters in residential multi-tenant and specific commercial building applications. This fixed-network system allows for ease of data acquisition and export to tenant billing software and management platforms.

## Wireless Metering Data Transceiver (MDT)

The MDT records usage data from a wide variety of energy and water meters and transmits that data via radio frequency to the Data Concentrating Access Point (DCAP) in hourly intervals.

### Features and Benefits

- Single Input Pulse
- Dual Input Pulse
- Encoder
- Interval data options are also available with Time of Use (TOU) models

## Wireless Metering Data Transceiver (MDT) with LCD

For use in properties where easy access to meter readings are required under the Americans with Disabilities Act. The LCD screen displays the consumption for 60 seconds when the button is pushed and displays the same consumption value as the meter. All programmed parameters transfer to the DCAP for seamless integration into the data provided by the CIT and daily reports.

### Features and Benefits

- Specialized enclosure with a standard sized wallplate back piece that mounts to a standard 1-gang electrical box for a professional looking installation
- Powered by two AA batteries for a five-year battery life under typical conditions
- NTEP certification #16-013 accepted by California Weights and Measures

## Data Concentrating Access Points (DCAPs)

The DCAP is the brains of the VerifEye wireless system incorporating a powerful embedded micro-computer and integrated radio transceiver. The DCAP communicates with each Repeater and MDT and stores meter reading history.

### Features and Benefits

- Local storage of up to one million data points
- Multiple levels of security for database access
- Integrated alarm monitoring and configurable e-mail alerts
- Accurate real-time clock
- USB port for initial device setup

## RF Network Diversity Repeater

Extends the range of two-way radio signals between MDTs and DCAPs

### Features and Benefits

- Provides improved ability to receive distant RF signals
- Diversity antennas for optimal system communications redundancy

*Continued on next page*

Continued from previous page

### Wireless AMR System for Submetering

#### Wireless Metering Data Transceiver (MDT)

Description	Cat. No.
Wireless Metering Data Transceiver (Wireless DCAP required to complete system), single pulse counter, 15 min TOU battery powered	T70MB-ST0
Wireless Metering Data Transceiver (Wireless DCAP required to complete system), single pulse counter, 1-hour interval, battery powered	T70MB-SP0
Wireless Metering Data Transceiver (Wireless DCAP required to complete system), dual pulse counter, 1-hour interval, battery powered	T70MB-DP0



Wireless MDT

#### Wireless Metering Data Transceiver (MDT) with LCD

Description	Cat. No.
Wireless Metering Data Transceiver with Display (Wireless DCAP required to complete system), single pulse counter, 1-hour interval, battery powered	T75MB-SP0
Wireless Metering Data Transceiver with LCD (Wireless DCAP required to complete system), dual pulse counter, 1-hour interval battery powered	T75MB-DP0



MDT with LCD

#### Data Concentrating Access Points (DCAPs)

Description	Cat. No.
DCAP, low capacity (150 meter points max), includes radio receiver	T25DX-151
DCAP, standard capacity, (1000 meter points max), includes radio receiver	T25DX-102
DCAP, high capacity, (2000 meter points max) includes radio receiver	T25DX-202



DCAP

#### Wireless Repeater

Description	Cat. No.
Wireless Repeater - extended range for use with wireless submetering systems. 5VDC, 800mA (120VAC power supply included)	T95RX-000



Repeater

### SPOTLIGHT

#### Leviton 2022 California Title 24 Online Design Guide

Take advantage of Leviton's 2022 California Title 24 Design Guide on your laptop or mobile device. This comprehensive online guide is searchable by recommended Leviton solution, code article or application. To register or download the Leviton California Title 24 mobile app, go to [title24.leviton.com](https://title24.leviton.com).





### Leviton UL508A Panel Shop

Leviton offers a wide range of configured panel solutions for the communications, data acquisition, and submetering market. With in-house UL508A Panel Shop certification, Leviton can deliver significantly better value than third party panel shops. Leviton's one stop shopping approach provides unparalleled value for the client desiring fully configured/designed/assembled solutions.

#### Features and Benefits

##### High Density Meter 70D48-N4X

- 48 circuit meter with dual reference voltage inputs
- Supports both Modbus and BACnet interface
- NEMA 4X Enclosure
- Fuse protection for two reference voltage circuits

##### Data Acquisition Solution 81000-L03


- DAS for data logging and control
- 3-phase meter for bi-directional power monitoring
- 24V DC Power Supply included

##### Data Acquisition Solution 81M00-0

- DAS with Wireless ModHopper
- Base Station for 900 mHz wireless architecture
- 24V DC Power Supply included

#### VerifEye® UL508A Configured Panel Solutions

Description	Cat. No.
VerifEye® ModHopper, Phantom Antenna, Power Supply	U0M00-E00
VerifEye® ModHopper, HD Pulse Module, Power Supply	U0H00-E00
VerifEye® A8810, Dual Protocol Modem	810DU-0
VerifEye® A8810, HD Pulse Module, Power Supply	81H00-000
VerifEye® A8810, HDPM, Dual-Band Modem (CradlePoint)	81HDU-0
VerifEye® A8810, ModHopper, Power Supply	81M00-000
VerifEye® A8810, 70D03, Power Supply	81000-L03
VerifEye® A8810, 70D12, Power Supply	81000-L12
VerifEye® A8810, 70D24, Power Supply	81000-L24
VerifEye® A8810, 70D48, Power Supply	81000-L48
VerifEye® A8810, 4DUMR-00M, DUAL-Band (CradlePoint), Switch	81SDU-41M
VerifEye® A8810, 4DUMR-00R, DUAL-Band (CradlePoint), Switch	81SDU-41R
VerifEye® A8810, 4DUMR-00M, Power Supply	A8810-41M
VerifEye® A8810, 4DUMR-00R, Power Supply	A8810-41R
VerifEye® 70D03, 3P Disconnect	70D03-N4X
VerifEye® 70D12, 3P Disconnect	70D12-N4X
VerifEye® 70D24, 3P Disconnect	70D24-N4X
VerifEye® 70D48, 2 x 3P Disconnects	70D48-N4X



### Submetering Current Transformers

The better the equipment, the better the measurement. Leviton meters utilize highly accurate current transformers for revenue-grade performance certified to ANSI standards. Options include split and solid core models. For added safety, all Leviton current transformers come with built-in voltage suppression devices that prevent hazardous voltages from developing on CT secondaries should they become disconnected from a meter with load current present. Compact and cost-effective solid core CTs slip over power lines to measure the electrical current flowing through the line.

#### Solid Core — For use with Series 1000, 2000, and 8000 Meters, Mini Meters and MMUs Only

Amp	Description	Cat. No.
100:0.1A	2 Solid Core, 1 each Black, Red	CDA01-212
	3 Solid Core, 1 each Black, Red	CDA01-213
200:0.1A	2 Solid Core, 1 each Black, Red	CDA02-212
	3 Solid Core, 1 each Black, Red, Blue	CDA02-213
100:0.1A	Solid Core, 0.72", Black	CDA01-K12
	Solid Core, 0.72", Blue	CDA01-L12
	Solid Core, 0.72", Red	CDA01-R12
200:0.1A	Solid Core, 0.72", Black	CDA02-K12
	Solid Core, 0.72", Blue	CDA02-L12
	Solid Core, 0.72", Red	CDA02-R12
400:0.1A	Solid Core, .098", Black	CDF04-K24
100:0.1A	Split Core, 0.75" x 0.75"	CTA01-KC0
200:0.1A	Split Core, 1" x 1"	CTA02-KD0
400:0.1A	Split Core, 1.25" x 1.25"	CTA04-KD1
800:0.1A	Split Core, 3" x 3.5"	CTA08-KG1
1200:0.1A	Split Core, 4" x 6"	CTA12-KJ4

#### Split Core — For use with Series 1000, 2000, 8000, Mini Meters and Multiple Meter Units (MMUs) Only

Amp	Description	Cat. No.
100:0.1A	Split Core, .75" x .75"	CTD01-K16
200:0.1A	Split Core, 1" x 1"	CTD02-K16
400:0.1A	Split Core, 1.5", x 1.5"	CTD04-K23
800:0.1A	Split Core, 3" x 3.5"	CTC08-K46
1200:0.1A	Split Core, 4" x 6"	CTC12-K46
1600:0.1A	Split Core, 4" x 6"	CTC16-K96
3000:0.1A	Split Core, 5" x 7"	CTC30-57B
5000:0.1A	Split Core, 5" x 7"	CTC50-57B

#### Split Core — For use with Series 4000, 4100 Industrial Modbus Meter Kits and Series 7000 and 7100 Meters Only

Amp	Description	Cat. No.
50	Hinged Split Core CT, 333mV:50A, 0.4"	CTV5X-WA4
100	Split Core CT, 333mV:100A, 1" Window	CTV01-KD0
200	Split Core CT, 333mV:200A, 1" Window	CTV02-KD0
400	Split Core CT, 333mV:400A, 1.25" Window	CTV04-KD1
800	Split Core CT, 333mV:800A, 3.0"x3.5" Window	CTV08-KG1
100	Hinged Split Core, 333mV: 100A, .94"	CTV01-WC9
200	Hinged Split Core, 333mV: 200A, .94"	CTV02-WC9
400	Hinged Split Core, 333mV: 400A, 1.42"	CTV04-WD5

#### Rogowski Coil — For use with Series 4000 and 4100 Industrial Modbus Meter Kits Only

Amp	Description	Cat. No.
50-5000A	Rogowski Coil, 12"	CRV50-K62
	Rogowski Coil, 18"	CRV50-K93
	Rogowski Coil, 24"	CRV50-KC2

#### Rogowski Coil — For use with Series 7000 and 7100 Meters Only

Amp	Description	Cat. No.
5-4000A	Rogowski Coil, 16"	CRV50-LR2
	Rogowski Coil, 24"	CRV50-LR4

#### 333mV Solid Core — For use with Series 7000 and 7100 Meters Only

Amp	Description	Cat. No.
100	Solid Core CT, 333mV:100A, 0.75"	CDV01-010-K17
200	Solid Core CT, 333mV:200A, 0.75"	CDV02-010-K17
100	Solid Core CT, 333mV: 100A, 0.60"	CDV01-002-W15
200	Solid Core CT, 333mV: 200A, 0.78"	CDV02-000-W20



Solid Core Current Transformers  
100A, 200A  
100mA available



Split Core Current Transformers  
100A-5000A, 100mA available



Split Core Current Transformers  
50A - 800A, .333V



333mV Solid Core Current Transformers  
100A-200A available



Rogowski Coil Current Transformer  
50A-5000A, .333V available

## Metering Communications Expansion

### ModHopper

The ModHopper is a breakthrough mesh technology design that makes connecting Modbus RTU (RS485) and pulse devices simple and cost effective. Our “smart” ModHopper transceivers eliminate the need for costly wiring runs, allowing users to capture meter data in the most challenging retrofit and campus environments. Collect data from meter points in existing buildings with minimum downtime or disruption of day-to-day operations.


Features and Benefits	
•	Designed specifically for wireless metering and Leviton VerifEye™ Metering Solutions for guaranteed compatibility
•	No software or programming required — devices automatically configure when powered, reducing labor costs and installation time
•	Wireless “mesh” network — self-healing, self-optimizing for ease of installation and maintenance
•	Connect up to 32 Modbus and 2 pulse devices per ModHopper for the ultimate expandable solution
•	Long distance communication (3000ft indoor/14 miles LOS) for flexibility of placement and easier future expansion
•	Multiple independent network capability
•	Reliable, constant two-way communication and packet verification
•	Point to multi-point communication
•	Field upgradable firmware for user-friendly future upgrades and expansion

## VerifEye™ Metering Communications Expansion Components and Bundles

Metering Communications Expansion Components	
Cat. No.	Description
<a href="#">A8911-000</a>	High Density Pulse Module, 23 Inputs
<a href="#">A8332-000</a>	Flex I/O Module, 8 User Selectable Inputs, 2 Relay Outputs
<a href="#">R9120-500</a>	ModHopper and Power Supply

NEMA Communication Bundles	
Cat. No.	Description
<a href="#">A8810-PS1</a>	Energy Monitoring EMB Hub with line voltage power supply, NEMA 4X enclosure
<a href="#">A7810-PS1</a>	Energy Monitoring EMB HubLite with line voltage power supply, NEMA 4X enclosure
<a href="#">A8911-PS1</a>	HD Pulse Module with line voltage power supply, NEMA 4X enclosure
<a href="#">A8332-PS1</a>	Flex I/O Module with line voltage power supply, NEMA 4X enclosure



## VerifEye™ Software Solutions

### Save Energy, Reduce Costs, Be Sustainable

VerifEye™ software solutions provide simple, effective, turn-key solutions to monitor energy in real time. Designed to seamlessly integrate with VerifEye™ submetering hardware and communication systems, VerifEye™ software allows facilities to introduce smart energy management strategies, saving money and resources.

Visit [leviton.com/verifeye](http://leviton.com/verifeye) for more information.

#### Verification Software Includes

##### Measurement & Verification (M&V)

##### Building Manager Online (BMO)

Web-based interval data collection software platform

## Measurement & Verification (M&V) Software

### Measure. Monitor. Manage. Bill.

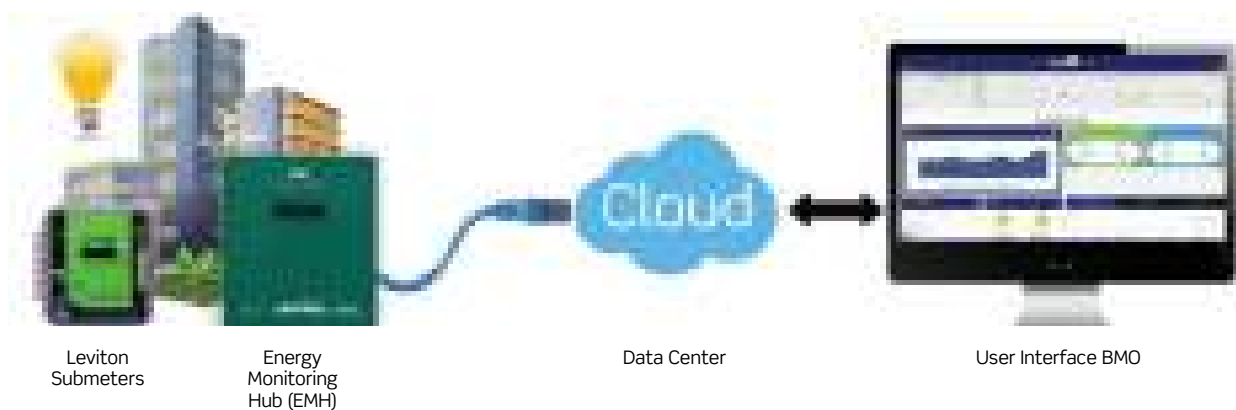
Energy monitoring and reporting is the key to measuring and managing energy efficiency and cost.

Decision makers everywhere are turning to VerifEye™ Measurement & Verification (M&V) Software solutions to get the information they need to make smart energy choices. An advanced web based platform that provides real time data for your entire enterprise, Leviton Building Manager Online (BMO) delivers the most sophisticated tools to drive energy efficiencies, reduce operating costs and create more sustainable, environmentally sound facilities.

## How VerifEye™ Measurement & Verification (M&V) Software Works

### Simple, Effective, Turnkey Solution to Monitor Energy in Real Time

- Meters record real-time consumption data
- Energy Monitoring Hub (EMH) receives meter data and pushes it to a data center and pushes it to the cloud
- VerifEye™ M&V software analyzes, formats and reports the data
- User logs into VerifEye™ M&V software website and accesses data and reports



Continued on next page

Continued from previous page

## VerifEye™ Software Products

BMO web-based software offers users tools for automated energy information that can be summarized to identify consumption and demand patterns in defined time intervals. A wealth of information in multiple reports and additional graphical formats is available. The software also allows users to set email alerts for the most critical data. Select from three distinct modules including the Base, Advanced Reporting, and Tenant Billing Modules to achieve facility and code compliance needs.

### Features and Benefits

- Software platform tool with a capacity for managing an entire portfolio of buildings
- Configure dashboards to graphically display user defined energy information data
- View building information updated in 15-minute intervals—energy usage, measured parameters, cost metrics and more
- Set goals for energy usage at the building or portfolio level
- Receive alerts and alarms via email or SMS
- View and display current and future weather data based on desired geographical location
- Create virtual meters to report aggregated loads for lighting, HVAC, etc.



	Base Energy Management	Energy Management with Advanced Reporting	Tenant Billing
<b>Web-Based Software</b>			
Primary Functions	Provides a summary of energy profiles to help identify high and low consumption as well as energy usage patterns for user defined intervals. Populates reports based on user configured preferences. Assists end users in meeting the growing requirements of local and national energy codes such as Title 24, ASHRAE 90.1, Seattle Energy Code and New York Local Law 88.	Includes all the functionality of the Base Module with the addition of enhanced reporting and dashboarding features.  Adds support for Daily and Hourly Heat Maps, Drift Analysis reporting and Kiosk display.  Provides custom report design features.	Monitor individual units to create invoices and tenant billing reports.  Supports an online portal for tenants to log in and monitor their usage and billing information.  Includes all the features of both the Base and Advanced Reporting Modules.

<b>Building Manager Online</b>	
<b>Base Module</b>	
Description	Cat. No.
BMO Energy Management Software - Annual License (50 Data Points)	BMOBM-050
BMO Energy Management Software - Monthly License (50 Data Points)	BMOBM-M50
<b>Advanced Reporting Module</b>	
Description	Cat. No.
BMO Energy Management Software with Advanced Reporting - Annual License (50 Data Points)	BMOAR-050
BMO Energy Management Software with Advanced Reporting - Monthly License (50 Data Points)	BMOAR-M50

Continued on next page

Continued from previous page

## VerifEye™ Software Solutions

### Building Manager Online

#### Tenant Billing Module

Description	Cat. No.
BMO Tenant Billing Software - Annual License (50 Data Points)	BMOTB-050
BMO Tenant Billing Software - Monthly License (50 Data Points)	BMOTB-M50

#### Support Services

Description	Cat. No.
BMO Short Term Support Plan (90 Days)	BMOSW-STP
BMO Long Term Support Plan (1 Year)	BMOSW-LTP



# Electric Vehicle Supply Equipment

# N

EV Series .....	N-2
Standard .....	N-2
Smart Home (My Leviton) .....	N-3
Pro .....	N-4
Accessories .....	N-6

## EV Series Standard

### EV Series Level 2 Charging Stations 32 Amp (7.6kW), 48 Amp (11.6kW), and 80 Amp (19.2kW)

#### Features and Benefits

- Compatible with all Electric Vehicle Supply Equipment (EVSE) Codes, Standards and Recommended Practices, including SAE J1772™, NEC® 625, UL 2231 and UL 2594
- Equipped with RFID reader for user identification
- Compact size and unique wiring compartment design provides a hassle-free installation
- Water-resistant enclosure is rated NEMA Type 3R for indoor and outdoor use
- Ground monitor interrupter circuit for safety
- Equipped with convenient mounting bracket
- 2-year limited warranty
- 2 RFID cards and 1 Admin card included

#### EV320, EV480 and EV800



#### EV Series Standard (No App or Networking Capabilities)

Cat. No.	EV320	EV480	EV800
Amperage	32A	48A	80A
Breaker	40A	60A	100A
Voltage	208/240 VAC		
Charge Connector Cord	#10 AWG SAE J1772*	#7 AWG SAE J1772*	#6 AWG SAE J1772*
Station Operating Temperature	-22 °F to 122 °F (-30 °C to 50 °C)		
Enclosure Rating	NEMA Type 3R for both Indoor/Outdoor Use		
Charging Cable Length	18 ft. (5.5 m)		
Standards & Certification	UL2594, UL 2231-1, UL 2231-2, UL 2251, UL 62, UL 991, UL 1998, NFPA 70 Article 625, UL840, CSA Std. C22.2#280		
Access Control	All stations come with optional access control via RFID cards		
Warranty	2-Year Limited		

\*With Tesla-supplied adapter, Leviton's Level 2 Charging Stations can charge all Teslas.



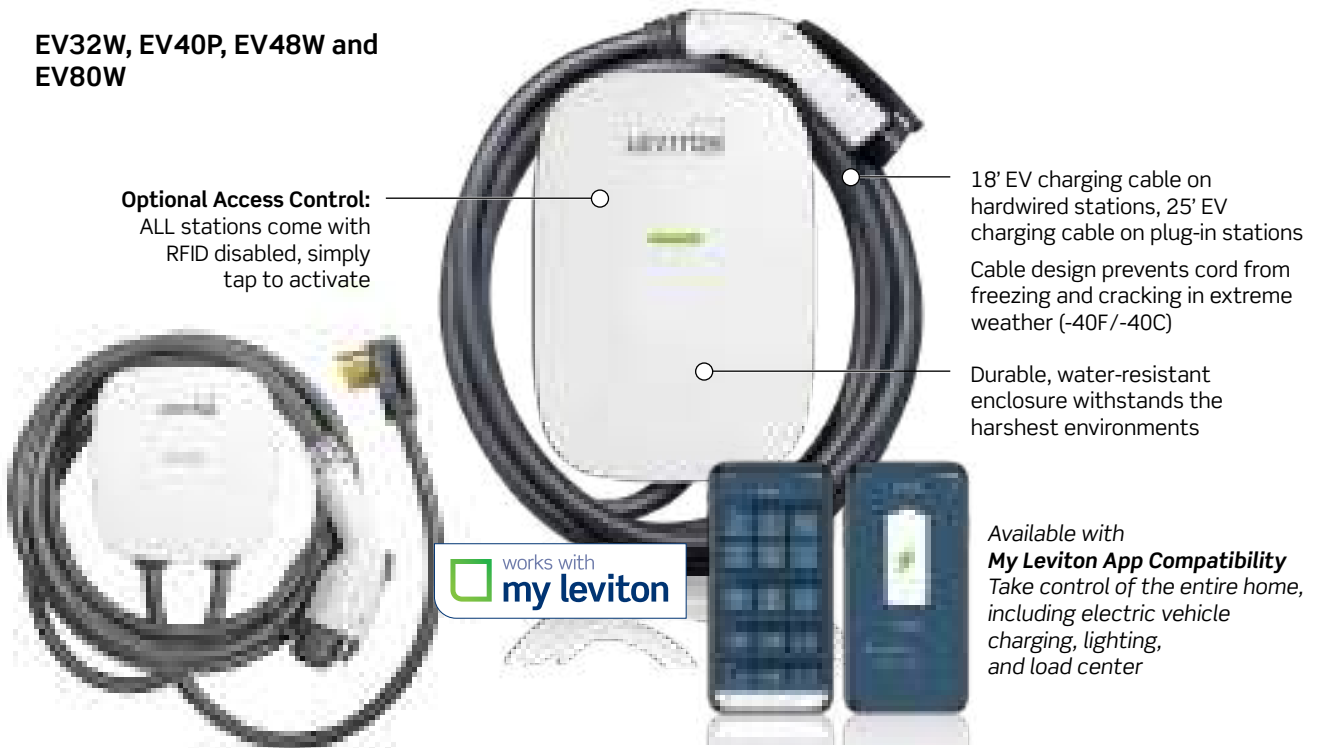
## EV Series Smart Home

### EV Series Level 2 Charging Stations 32 Amp (7.6kW), 40 Amp (9.6kW), 48 Amp (11.6kW), and 80 Amp (19.2kW)

#### Features and Benefits

- Same features and benefits as EV Series Standard
- Control your entire smart home, including electric vehicle charging, lighting and load center
- Schedule charging sessions
- Remotely start/stop charging
- View all smart devices on one dashboard
- View charging status
- Receive fault notifications

#### EV32W, EV40P, EV48W and EV80W



#### EV Series Smart Home (My Leviton Compatibility)

Cat. No.	EV32W	EV40P	EV48W	EV80W
Amperage	32A	40A**	48A	80A
Breaker	40A	50A	60A	100A
Voltage	208/240 VAC			
Charge Connector Cord	#10 AWG SAE J1772*		#7 AWG SAE J1772*	#6 AWG SAE J1772*
Station Operating Temperature	-22 °F to 122 °F (-30 °C to 50 °C)			
Enclosure Rating	NEMA Type 3R for both Indoor/Outdoor Use			
Charging Cable Length	18 ft. (5.5 m)	25 ft (7.6 m)		
Standards & Certification	UL2594, UL 2231-1, UL 2231-2, UL 2251, UL 62, UL 991, UL 1998, NFPA 70 Article 625, UL840, CSA Std. C22.2#280			
Access Control	All stations come with optional access control via RFID cards			
Warranty	2-Year Limited			

\*With Tesla-supplied adapter, Leviton's Level 2 Charging Stations can charge all Teslas.

\*\* Adjustable from 16A - 40A.

## EV Series Pro — Management Software Via 4G

### EV Series Level 2 Charging Stations 48 Amp (11.6kW) and 80 Amp (19.2kW)

#### Features and Benefits


##### Multi-Site, Multi-Station Management in a Single Dashboard

- Real-time analytics and data
- Automated charging and sustainability reporting
- Create multiple user groups for access control
- Control pricing according to user group access

##### Charging Management Software That Meets Both Driver and Administrative Needs

- Smart charging networked stations to meet driver and management needs
- In-app and RFID access, including RFID access with existing badges, room keys, etc.
- Notifications to station users for charging availability and business communications
- Advanced load management for lower costs while maintaining station volume
- Revenue collection during off-peak hours to offset cost
- Fleet telematics integration capabilities

#### EV48G and EV80G



#### EV Series Pro (Standard Face)

Cat. No.	EV48G	EV80G
Amperage	48A	80A
Breaker	60A	100A
Voltage	208/240 VAC	
Charge Connector Cord	#7 AWG SAE J1772*	#6 AWG SAE J1772*
Station Operating Temperature	-22 °F to 122 °F (-30 °C to 50 °C)	
Enclosure Rating	NEMA Type 3R for both Indoor/Outdoor Use	
Charging Cable Length	18 ft. (5.5 m)	
Standards & Certification	UL2594, UL 2231-1, UL 2231-2, UL 2251, UL 62, UL 991, UL 1998, NFPA 70 Article 625, UL840, CSA Std. C22.2#280	
Access Control	All stations come with optional access control via RFID cards	
Warranty	2-Year Limited	

\*With Tesla-supplied adapter, Leviton's Level 2 Charging Stations can charge all Teslas.

## EV Series Pro — Management Software Via 4G

### EV Series Level 2 Charging Stations 48 Amp (11.6kW) and 80 Amp (19.2kW)

#### EV48S and EV80S



EV Series Pro (Featuring LED Status Screen)		
Cat. No.	EV48S	EV80S
Amperage	48A	80A
Breaker	60A	100A
Voltage	208/240 VAC	
Charge Connector Cord	#7 AWG SAE J1772*	#6 AWG SAE J1772*
Station Operating Temperature	-22 °F to 122 °F (-30 °C to 50 °C)	
Enclosure Rating	NEMA Type 3R for both Indoor/Outdoor Use	
Charging Cable Length	18 ft. (5.5 m)	
Standards & Certification	UL2594, UL 2231-1, UL 2231-2, UL 2251, UL 62, UL 991, UL 1998, NFPA 70 Article 625, UL840, CSA Std. C22.2#280	
Access Control	All stations come with optional access control via RFID cards	
Warranty	3-Year Limited	

\*With Tesla-supplied adapter, Leviton's Level 2 Charging Stations can charge all Teslas.

## EV Series Electric Vehicle Charging Station Pedestals and Accessories

### Single or Dual Mount

EPED1



#### Features and Benefits

- Allows for one or two electric vehicle charging stations to be efficiently mounted on a single pedestal to save installation cost, space and time
- Compliant with Americans with Disabilities Act (ADA) recommended charge connect height of less than 48" and greater than 24"


#### EV Series Electric Vehicle Charging Station Pedestals

Description	Cat. No.
Single Mount Pedestal	EPED1
Dual Mount Pedestal, Front/Back	EPED2
Pedestal Body*	EPCM1-OF3
Mounting Template*	EPCM2-OF3
Retractable Cord Management System*	EPCM3-OF3

\*Pedestal Body for Dual Mount Charging Station Pedestal, Side/Side with Retractable Cord Management. MUST BE ORDERED WITH EPCM2-OF3 & EPCM3-OF3. Mounting Hardware Included.

#### EV Series Accessories

Description	Cat. No.
Wall Hook for Cable Management	EHOOK
Additional RFID Card	ERFID



EHOOK

#### EV Charging Pedestal Foundation

Description	Cat. No.
<ul style="list-style-type: none"> <li>• Foundation is a direct-bury option that eliminates the need to wait for concrete to cure before installing the EV charger, condensing project timelines</li> <li>• Contractors install the foundation, then whenever the site is ready for EV charging they simply mount any EV charging pedestal**</li> </ul>	EBASE

\*\*Maximum dimensions may apply.



EBASE

#### NEMA 14-50R EV Charging Heavy Duty Single Receptacles\*

Description	Cat. No.
Industrial Grade	1450R
Industrial Grade, Weather-Resistant	1450W**

\*For use only with plug-in EV charging station (Leviton EV40P).

\*\*Must be installed in a 2-gang outdoor box and must use code compliant weatherproof cover.



1450W





Decora Smart® .....	0-2
Decora Smart® with Wi-Fi .....	0-3
Decora Smart® with Z-Wave .....	0-7
Decora Smart® with Zigbee .....	0-8

## Decora Smart®

Smart Home automation allows you to control devices from your smartphone or tablet — directly through an app or through a hub with an internet connection. Leviton offers homeowners an exciting selection of automated dimmers, switches, outlets and plug-in products for automated control of lights, motor loads, appliances and more.

The products feature the latest technology with scheduling, full range dimming and adjustable fade rates and are supported with award-winning technical services.

Leviton offers three options of Smart technology for the home:

- Decora Smart® with Wi-Fi® 
- Decora Smart® with Z-Wave Plus 
- Decora Smart® with Zigbee 

### Decora Smart® Products



Continued on next page

Continued from previous page

## Decora Smart® with Wi-Fi

My Leviton and Decora Smart Wi-Fi offers a full portfolio of connected lighting and load control devices so any home, new or old, can be a smart home. The collection includes dimmers, switches, smart plugs, fan controller, outlet, motion sensor, and options for homes that may not have neutral wiring.

### Features and Benefits

- Control lights from anywhere using the My Leviton app
- Works with Amazon Alexa, Google Assistant™ and Apple Home™\*
- **Supports Matter** — works with all Matter enabled smart devices and Matter certified smart home platforms (applies to D26HD, D215S, D23LP, D215P, D215O and D2ELV)
- Schedule lights and connected loads to turn on/off at user selected times
- DWVAA Voice Dimmer has Amazon Alexa built-in
- Easily group your smart devices into rooms and create scenes to activate multiple lights at once
- Integrate with IFTTT to expand control to third-party devices
- Single Pole, 3-way or multi-location control when used with wired or wire-free Anywhere\* Companion dimmers and switches



\* Works with Decora Smart® Wi-Fi 2nd Gen and No-Neutral models



## My Leviton Mobile App

An industry first, My Leviton offers single app control of the Leviton Smart Load Center, EV Series, and the Decora Smart® Wi-Fi® product lines, enabling users to seamlessly control their load center activities, electric vehicle charging and home lighting from anywhere in the world using their smartphone or tablet. To learn more and download our app guide go to [www.leviton.com/myleviton](http://www.leviton.com/myleviton)

### Features and Benefits

#### Control Decora Smart® Wi-Fi® Devices

- Control your lights from anywhere
- Switches, Dimmers and Plug-In Modules work with LED, CFL and incandescent bulbs
- Schedule lights and connected loads to turn on/off at specific times or based on sunrise/sunset

#### Manage the Leviton Smart Load Center

- View real-time energy consumption: total aggregate, individual circuit, or trends by day, week, month, and year
- View system status in real time and detect if critical loads need to be addressed
- Via remote firmware updates, get the latest protection capabilities and newest features

#### Manage the EV Series Electric Vehicle Charging Station

- Know when your station is ready to charge, in an active charging session and when a session has ended
- Get notified if any fault occurs during a charging session to ensure safety
- Access the latest app features and capabilities via a remote firmware update

For information on the Leviton Load Center — see Section A  
For more information on Smart EV Charging — see Section N

Continued on next page

Continued from previous page

### My Leviton App — Decora Smart® Wi-Fi



#### Set Schedules

- Use the app to easily create schedules that turn lights on and off throughout the day



#### Control Individual Devices or Rooms

- Control lights, fans, and plug loads from anywhere
- Brighten a light fixture or quickly turn on an entire room



#### Simplify Automation

- Activities like "Movie Time" or "Game Night" make adjusting home lighting quick and easy
- Use your Voice, App, or Scene Controller Switch to control devices and lighting scenes

### My Leviton App — Leviton Load Center



#### Energy Use

- View real-time energy consumption: total aggregate, individual circuit, or trends by day, week, month, and year
- Calculate your approximate total energy cost per month



#### Control

- Remotely trip any circuit breaker
  - View system status in real time and detect if critical loads need to be addressed
- \*Not applicable to Main breaker. All circuit breakers must be manually turned back ON



#### Alerts & Updates

- Know when and why a circuit breaker trips
- Be informed if a load is ON or not drawing power for an extended time

### My Leviton App — EV Series



#### View All Smart Devices On One Dashboard

- At-a-glance look at your smart home



#### View Charging Status

- Schedule charging sessions
- Remotely start/stop charging



#### Receive fault notifications

- Get notified in the app if a fault occurs during a charging session




### Wire-Free Anywhere Companions

Anywhere Dimmer and Switch Companions pair wirelessly with Decora Smart® Wi-Fi 2nd Gen and No-Neutral devices to provide additional lighting control wherever you need it most such as at the base of a staircase, the end of a hallway or open areas with multiple entrances or control a lamp from a wall switch.

#### Features and Benefits

- Place anywhere to create wire-free, 3-way/multi-way solutions
- Use as traditional standalone 3-way or in Smart Wi-Fi 3-way applications
- No cutting holes, running wires or the need for Wi-Fi or app for setup and operation
- Flexible install: mount directly to the wall or at an existing wallbox (no wiring required)
- Place within 50 ft. of the primary Decora Smart® Wi-Fi device to control the same light(s)
- Add wall mount switch control to indoor and outdoor smart plugs and outlets
- Pair up to three Anywhere Companions with a Decora Smart® Wi-Fi device
- Replaceable CR2025 batteries included, with 5-year battery life (actual results may vary)
- Slim profile matches Decora® devices once installed for a seamless look



**No holes to cut, no wires to run. Place anywhere to instantly create a 3-way or more application**

#### Decora Smart® with Wi-Fi Single Pole, 3-Way/Multi-Location — Neutral Wire Required

Description	Rating	Color	Cat. No.
600-Watt Dimmer (2nd Gen)	300W LED/CFL, 600W Inc/Halogen, 600VA MLV	W	D26HD-1B
15A Switch (2nd Gen)	15A Gen Use 5A LED/CFL/Electronic Ballast 1500W Inc/Halogen 15A Magnetic Ballast 3/4 HP Motor		D215S-1B
Mini Plug-in Dimmer (2nd Gen)	100W LED/CFL, 300W Inc/Halogen		D23LP-1B
Mini Plug-in Switch (2nd Gen)	15A Gen Use 5A LED/CFL/Electronic Ballast 1500W Inc/Halogen 15A Magnetic Ballast 3/4 HP Motor	W	D215P-1B
Outdoor Plug-in Switch	15A Gen Use 5A LED/CFL/Electronic Ballast 1500W Inc/Halogen 12A Magnetic Ballast/MLV 3/4 HP Motor		D215O-1R
Motion Sensing Dimmer (2nd Gen)	300W LED/CFL, 450W Inc/Halogen, 450VA MLV		D2MSD-1B
ELV/LED Phase Selectable Dimmer	600VA/5A ELV 300W/2.5A LED/CFL 600W Inc/Halogen	W	D2ELV-1B
Voice Dimmer with Amazon Alexa Built-in	300W LED/CFL, 300W Inc/Halogen	W	DWVAA-1B
15A Tamper-Resistant Outlet (2nd Gen)	5A LED/CFL 1500W Inc/Halogen 15A Magnetic Ballast 3/4 HP Motor	W	D215R-1B



D26HD-1BW



D23LP-1BW



DWVAA-1BW



D215R-1BW

*Continued on next page*

Continued from previous page

### Decora Smart® with Wi-Fi

#### Decora Smart® with Wi-Fi Single Pole, 3-Way/Multi-Location — Neutral Wire Required


Description	Rating	Color	Cat. No.
Scene Controller Switch (2nd Gen)	15A Gen Use 5A LED/CFL/Electronic Ballast 1500W Inc/Halogen 15A Magnetic Ballast 3/4 HP Motor	W	D2SCS-1B
4-Speed Fan Controller (2nd Gen)	1.5A		D24SF-1B



D2SCS-1BW

#### Decora Smart® with Wi-Fi No-Neutral Single Pole, 3-Way/Multi-Location

Description	Rating	Color	Cat. No.
600-Watt No-Neutral Dimmer	300W LED/CFL 600W Inc/Halogen 600VA MLV	W	DN6HD-1B
15A No-Neutral Switch	5A LED/CFL/Electronic Ballast 1500W Inc/Halogen 15A Magnetic Ballast 3/4 HP Motor		DN15S-1B
Plug-In Wi-Fi Bridge (Required for use with DN6HD and DN15S)	No load rating		MLWSB-1B



DN15S-1BW



MLWSB-1BW

#### Companion Devices for 3-Way or More Applications

Description	Rating	Color	Cat. No.
Decora Smart® Dimmer Companion for use in 3-way or up to 4 additional location applications	120V/277V 60Hz	Z	DD00R-DL
Decora Smart® Switch Companion with LED locator for use in 3-way or up to 4 additional location applications			DD0SR-DL
Decora Smart® Switch Companion for use in 3-way or up to 9 additional location applications	120V 60Hz		DD0SR-1
Decora Smart® Wire-Free Anywhere Dimmer Companion for use in 3-way or up to 3 additional locations and pairs with the Decora Smart® Wi-Fi 2nd Gen Dimmer (D26HD), No-Neutral Dimmer (DN6HD), Fan Speed Controller (D24SF), Motion Sensing Dimmer (D2MSD) or Mini Plug-In Dimmer (D23LP)	No load rating	W	DAWDC-1B
Decora Smart® Wire-Free Anywhere Switch Companion for use in 3-way or up to 3 additional locations and pairs with any Decora Smart® Wi-Fi 2nd Gen device			DAWSC-1B



DAWDC-1BW

#### Color Change Faceplates for Decora Smart® with Wi-Fi

Description	Color	Cat. No.
Snap-on faceplate for Dimmer and Fan Speed Controller	W, I, T, G, E, B	DDKIT-00
Snap-on faceplate for Switch		DDKIT-0S
Snap-on faceplate for Scene Controller Switch		DS4KT-1P
Snap-on faceplate for Tamper-Resistant Outlet		DSRKT-1P

**Color Choices** Color Change Faceplates available in the following colors: White (-W), Ivory (-I), Light Almond (-T), Gray (-G), Black (-E) and Brown (-B).



## Decora Smart® with Z-Wave Plus

The Decora Smart® with Z-Wave Plus Technology family of products features in-wall dimmers, a switch, and plug-in modules for appliances and lamps. They utilize the latest generation of technology for advanced wireless lighting control products.

### Features and Benefits

- Control lights from anywhere using a compatible Z-Wave controller including Samsung SmartThings™ and smart security systems including Alarm.com®, Ring Security, Alarm.com, Home Assistant and more
- Use your voice — connects to Amazon Alexa or Google Assistant with compatible hub
- Plug-in versions provide a wireless option to control lamps, small appliances, holiday lighting and more
- 800 Series dimmer and switch are Z-Wave Plus V2 Certified for improved network speed and performance and support SmartStart QR code enrollment, network wide inclusion and classic inclusion

### Decora Smart® with Z-Wave Plus

Description	Rating	Color	Cat. No.
600-Watt Dimmer, 800 Series	300W LED/CFL 600W Inc 600VA MLV	Z	ZW6HD-1RW
15A Switch, 800 Series	5A LED/CFL/ Electronic Ballast 1500W Inc/Halogen 15A Magnetic Ballast 3/4 HP Motor		ZW15S-1RW
Plug-in Dimmer	100W LED/CFL 300W Inc	W	DZPD3-2B
Plug-in Switch	600W LED/CFL 1800W Inc 1800VA FL 15A Resistive ½ HP Motor		DZPA1-2B
4-Speed Fan Controller	1.5A		ZW4SF-1B
15A Tamper-Resistant Outlet	600W LED/CFL 1500W Inc 15A FL ¾ HP Motor		ZW15R-1B
Decora Smart® Dimmer Companion for use in 3-way or up to 4 additional location applications	120V/277V 60Hz	Z	DD00R-DL
Decora Smart® Switch Companion with LED locator for use in 3-way or up to 4 additional location applications			DD0SR-DL
Decora Smart® Switch Companion for use in 3-way or up to 9 additional location applications	120V 60Hz		DD0SR-1



ZW6HD-1RW



ZW15S-1RW

### Color Change Faceplates for Decora Smart® with Z-Wave Plus

Description	Color	Cat. No.
Snap-on faceplate for Dimmer and Fan Speed Controller	W, I, T,	DDKIT-00
Snap-on faceplate for Switch	G, E, B	DDKIT-0S
Snap-on faceplate for Tamper-Resistant Outlet		DSRKT-1P

**Color Choices** Color Change Faceplates available in the following colors: White (-W), Ivory (-I), Light Almond (-T), Gray (-G), Black (-E) and Brown (-B).



### Decora Smart® with Zigbee 3.0

The Decora Smart® with Zigbee family of products features an in-wall dimmer, switch, and plug-in modules for appliances and lamps. They utilize the latest generation of technology for advanced wireless lighting control products and provides a solution that works with Amazon Echo, Samsung SmartThings, Xfinity or your cable provider.

#### Features and Benefits

- Control lights from anywhere using a compatible Zigbee hub
- Use your voice — connects with select Amazon Echo hubs for Alexa voice control
- Plug-in versions provide wireless option to control lamps, small appliances, holiday lighting and more

#### Decora Smart® with Zigbee 3.0 — Single Pole, 3-Way/Multi-Location

Description	Rating	Color	Cat. No.
600-Watt Dimmer	300W LED/CFL 600W Inc	W	DG6HD-1B
15A Switch	600W LED/CFL 1800W Inc 15A FL (120VAC) 8A FL (277VAC) 15A Resistive ½ HP Motor		DG15S-1B
Plug-in Dimmer	100W LED/CFL 300W Inc		DG3HL-1B
Plug-in Outlet	600W LED/CFL 1800W Inc 1800VA FL 15A Resistive ½ HP Motor		DG15A-1B
Decora Smart® Dimmer Companion for use in 3-way or up to 4 additional location applications	120V/277V 60Hz	Z	DD00R-DL
Decora Smart® Switch Companion with LED locator for use in 3-way or up to 4 additional location applications			DD0SR-DL
Decora Smart® Switch Companion for use in 3-way or up to 9 additional location applications			DD0SR-1



DG6HD-1BW

#### Color Change Faceplates for Decora Smart® with Zigbee 3.0

Description	Color	Cat. No.
Snap-on faceplate for Dimmer	W, I, T,	DDKIT-00
Snap-on faceplate for Switch	G, E, B	DDKIT-0S


**Color Choices** Color Change Faceplates available in the following colors: White (-W), Ivory (-I), Light Almond (-T), Gray (-G), Black (-E) and Brown (-B).




#### SPOTLIGHT

##### Smart-Home Lighting Resources

Smart lighting in the home can provide safety, convenience and energy savings. Leviton provides a host of additional resources to help make your smart-home smarter such as layout ideas, product support, and a bulb compatibility tool to maximize the efficiency of your lighting controls. Visit [leviton.com/decorasmart](http://leviton.com/decorasmart) to take advantage of all of these resources and more.





# Connected Home

# P

- STRUCTURED MEDIA™ Centers ..... P-2
- FTTH Point of Entry Box ..... P-11
- Power Supplies & Surge Protection ..... P-12
- Mounting Brackets, Patch Cords & Tools ..... P-13
- Twist & Mount, TIDP & Compact
  - Structured Media™ Center Panels ..... P-15
- Structured Media™ Center Panels,
  - Modules & Boards ..... P-16
- Video Distribution & Splitters ..... P-19
- AV Couplers & Jacks ..... P-20
- Wallplates & Inserts ..... P-22
- Volume Controls & Audio Distribution ..... P-26
- Home Theater, Recessed Receptacles &
  - Mobile Device Station ..... P-27
- Telephone & Video Wallplates ..... P-29
- Telephone & Video Accessories ..... P-30




# Populating the Structured Media™ Center


## The Nerve Center of the Connected Home

For every residence — single-family home, high-rise, or hotel — Leviton offers an unparalleled selection of structured wiring solutions for networking, audio, video, and more. And we offer the ideal central distribution point to manage them all.

Get enterprise-grade broadband network performance with Leviton Structured Media™ Center components. These solutions create an integrated system, providing an organized base and simplifying installation from rough-in through line activation. For enclosure configuration assistance, go to [leviton.com/homeconfig](http://leviton.com/homeconfig).

- 1 Structured Media™ Center:** These versatile enclosures allow you to manage and distribute a full range of voice, data networking, audio, and video wiring from one central location. We have enclosures for every construction type: wood, steel frame, concrete, and cinder block construction, and Wireless Structured Media Centers for expanding the reach of a wireless network.
- 2 Data Patching and Distribution:** Leviton offers durable Cat 6 and 5e panels and modules for data cable distribution. The high-end Twist & Mount Panel makes installation simple and provides easy access for moves, additions, or changes in the home network.
- 3 Telephone Patching and Distribution:** Choose from a wide selection of telephone distribution boards, modules, or panels for telephone and security systems. Our Telephone Input Distribution Panel (TIDP) supports inputs for use with triple-play modems and complements the look and simplicity of our Twist & Mount Patch Panels.
- 4 High-Flex Patch Cords:** EXTREME™ High-Flex Cat 6 Patch Cords allow for tighter radius connections and a cleaner finished appearance inside a dressed Structured Media Center.
- 5 User or Service Provider Active Gear:** Leviton offers a range of accessories for mounting and securing active gear, such as shelf brackets, saddle ties and VELCRO® Brand strips. And when used with a plastic Vented Hinged Door, the enclosures have added depth to support bulkier routers and other equipment.
- 6 Premium and Passive CATV Splitters:** Distribute the incoming RF signal to locations throughout a home via coaxial cable using Leviton passive CATV splitters, or use Premium splitters to optimize the performance of digital cable signals to handle HDTV.
- 7 Integrated Power Supply:** Structured cabling systems rely on active gear that requires low-voltage power and surge protection. Leviton offers power supplies with extra plugs that eliminate the need for bulky power adapters within enclosures.





## Wireless Structured Media™ Centers

Available in three sizes, the Wireless Structured Media Centers support a wide range of building types and floor plans. By consolidating network equipment in a Wireless Structured Media Center, users can boost network functionality, eliminate clutter, and have an easily accessible location to manage all connected devices. Since the enclosures are made of robust ABS polymer, they won't hinder the full reach of wireless signals like metal enclosures can. Each model offers industry-leading capacity and integrated cable management features for enhanced internal organization.

### Features and Benefits


- Uses ABS polymer construction to permit the full reach of wireless signals by diminishing the effect of interference
- 180-degree hinged cover allows for quick and easy access to network equipment
- Makes servicing and expansion easy with seven 1-inch and three 2-inch knockouts and additional 1-inch nested knockouts
- Compatible with Leviton Connected Home patch panels, voice, data, video, and audio distribution modules
- Assures safety with UL compliant ABS flame-retardant polymer
- Vented door assists in airflow for cooling active gear
- Ratcheting Hinge & Latch System creates fast, tool-free door installations and helps accommodate for wall imperfections
- Existing metal Structured Media™ Center can be retrofitted for RF transparency by using trim ring accessory and door, or cover
- Optional door locks available



A



B



C



D



E



F



G



H

### SPOTLIGHT

#### Choosing Your Wireless Structured Media Enclosure Cover or Door



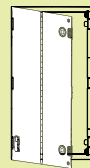
**Vented Cover (14", 28")**

*Economical design, screws directly to enclosure frame.*



**Vented Hinged Door (14", 28", 42")**

*Vented design creates tri-plane heat dissipation, mounts using Ratcheting Hinge & Latch System, adds capacity.*



**Vented Hinged Door with Trim Ring (14", 28", 42")**

*Includes benefits of Vented Hinged Door, creates optimal capacity, can be retrofitted on metal Structured Media Center enclosures.*



#### Related Products

For Structured Media™ Accessories **see page P-11.**



## Wireless Structured Media™ Centers

### 14" Enclosures, Covers, and Doors

The 14" enclosure creates a single distribution point for all low voltage cables in an apartment, condo, or small home, accommodating basic residential networking systems and accessories.

### 28" Enclosures, Covers, and Doors

The 28" enclosure serves as command central for virtually all technology including home networking, Internet, satellite video, camera, VoIP, telephone, intercom, and audio. It is ideal for homes with more advanced multimedia needs and provides for future growth.

### 42" Enclosures, Covers, and Doors

The 42" enclosure is extra long to accommodate extensive voice, data, audio, and video equipment in larger homes or small businesses, and to provide maximum room for expansion. It accommodates a wide variety of modules for home networking, DSL, Internet, satellite video, camera, VoIP, multi-line telephones, intercom, audio distribution, and volume controls.

14" Plastic Series Wireless Structured Media™ Center (14" x 14.26" x 3.42")	
Description	Cat. No.
14" Enclosure with Vented Cover	49605-140
14" Enclosure with Vented Hinged Door	49605-14P
<b>[A]</b> 14" Enclosure Only	49605-14E
<b>[B]</b> 14" Vented Hinged Door	49605-14S
14" Enclosure, Bulk Pack of 12	49605-14G
14" Vented Hinged Door, Bulk Pack of 12	49605-14B
<b>[C]</b> 14" Vented Cover, Bulk Pack of 12	49605-14F
<b>[D]</b> 14" Trim Ring Accessory	49605-14T
<b>[E]</b> Structured Media™ Center Lock & Key for 14", 21", 28", and 42" hinged doors	5L000-L0K
28" Plastic Series Wireless Structured Media™ Center (28" x 14.26" x 3.42")	
Description	Cat. No.
28" Enclosure with Vented Cover	49605-28W
<b>[F]</b> 28" Enclosure with Vented Hinged Door	49605-28P
<b>[G]</b> 28" Enclosure Only	49605-28E
28" Vented Hinged Door	49605-28S
28" Enclosure, Bulk Pack of 6	49605-28G
28" Vented Hinged Door, Bulk Pack of 6	49605-28B
28" Vented Cover, Bulk Pack of 6	49605-28F
28" Trim Ring Accessory	49605-28T
Structured Media™ Center Lock & Key for 14", 21", 28", and 42" hinged doors	5L000-L0K
42" Plastic Series Wireless Structured Media™ Center (42" x 14.26" x 3.42")	
Description	Cat. No.
42" Enclosure with Vented Hinged Door	49605-42P
<b>[H]</b> 42" Enclosure Only	49605-42E
42" Vented Hinged Door	49605-42S
42" Enclosure, Bulk Pack of 6	49605-42G
42" Vented Hinged Door, Bulk Pack of 6	49605-42B
42" Trim Ring Accessory	49605-42T
Structured Media™ Center Lock & Key for 14", 21", 28", and 42" hinged doors	5L000-L0K

## Metal Structured Media™ Centers and Compact MDU Enclosures

Available in compact, 14", 21", 28", and 42" enclosures.

### Features and Benefits

- Enclosures are constructed of white powder-coated 20-gauge steel
- Covers and doors are constructed of white powder-coated 18-gauge steel, and feature 3/4" overlap to hide irregular drywall cuts
- Modules mount vertically or horizontally
- Multiple knock-outs on top and bottom facilitate cable entry and routing
- Knock-out in base of enclosure accommodates single- and dual-gang J-boxes and power modules
- Six 3-inch self-healing foam grommets included to accommodate and protect cable bundles
- Mounting tabs on housing sidewalls prevent enclosure from falling through the studs during installation
- Can be surface mounted or recessed
- Combine two or more enclosures for larger installations or future expansion
- Optional lock and key set available for additional security

### ACA and cULus Listed

- ANSI/UL 1863: Communication Circuit Accessories
- ANSI/UL 985: Household Fire-Warning System Units
- ANSI/UL 1023: Household Burglar-Alarm System Units
- For enclosure configuration assistance, go to [leviton.com/homeconfig](http://leviton.com/homeconfig)



A



B



C



D



E



F



G



H

### Metal Structured Media™ Centers

#### Features and Benefits

##### 14" & 21" Metal Enclosures, Covers, & Doors

- Entry-level home network enclosures create a central distribution point for low-voltage cabling
- Ideal for apartments, condos, and smaller homes
- 14" enclosure accommodates basic residential networking systems and accessories
- 21" enclosure provides additional room for larger modules and equipment

##### Compact MDU Enclosures

- Economical solution for MDU connectivity
- Flexibility to accommodate a variety of telephone/video distribution configurations
- Snap-on cover requires no tools or fasteners
- Molded-in brackets provide quick snap-in convenience for expansion boards
- Angled video-splitter shelf for easy installation
- Hosts three expansion boards and one TV splitter
- Constructed of sturdy white ABS molded plastic

#### 14" Metal Enclosures, Covers, and Doors

Description	Cat. No.
14" Enclosure and Flush-Mount Cover, 15.32" (389.1 mm) H x 15.62" (396.7 mm) W x 3.83" (97.3 mm) D	47605-140
<b>[A]</b> 14" Enclosure, 14.0" (355.6 mm) H x 14.38" (365.3 mm) W x 3.63" (92.2 mm) D	47605-14E
<b>[B]</b> 14" Flush-Mount Cover, 15.32" (389.1 mm) H x 15.62" (396.7 mm) W x 0.20" (5.1 mm) D	47605-14C
<b>[C]</b> 14" Economy Hinged Door, 15.32" (389.1 mm) H x 15.62" (396.7 mm) W x 0.25" (6.4 mm) D	47605-14D
14" Premium Vented Hinged Door, 15.32" (389.1 mm) H x 15.62" (396.7 mm) W x 0.25" (6.4 mm) D	47605-14S
14" Enclosure, job packed, 6 per pack, 14.0" (355.6 mm) H x 14.38" (365.3 mm) W x 3.63" (92.2 mm) D	47605-14G
14" Flush-Mount Cover, job packed, 6 per pack, 15.32" (389.1 mm) H x 15.62" (396.7 mm) W x 0.20" (5.1 mm) D	47605-14B
14" Ceiling-Mount Kit, .75" (19 mm) H x 23.68" (601.5 mm) W x 23.68" (601.5 mm) D	47612-CMK
Structured Media™ Center Lock & Key for 14", 21", 28", and 42" hinged doors	5L000-LOK

#### 21" Metal Enclosures, Covers, and Doors

Description	Cat. No.
<b>[D]</b> 21" Enclosure, 21.0" (533.4 mm) H x 14.38" (365.3 mm) W x 3.63" (92.2 mm) D	47605-21E
<b>[E]</b> 21" Flush-Mount Cover, 22.35" (567.7 mm) H x 15.62" (396.7 mm) W x 0.20" (5.1 mm) D	47605-21C
<b>[F]</b> 21" Premium Vented Hinged Door, 22.35" (567.7 mm) H x 15.62" (396.7 mm) W x 0.25" (6.4 mm) D	47605-21S
Structured Media™ Center Lock & Key for 14", 21", 28", and 42" hinged doors	5L000-LOK

#### Compact Plastic MDU Enclosures

Description	Cat. No.
<b>[G]</b> Compact Enclosure and Cover, empty, 8.02" (203.7 mm) H x 14.38" (365.2 mm) W x 3.71" (94.2 mm) D	47605-MDU
Compact Cover only, 15.375" (390.5 mm) H x 9" (228.6 mm) W x .5" (12.7 mm) D	47605-MDC
<b>[H]</b> MDU Kit (Compact Enclosure and Cover plus 1x6 Telephone Expansion Board and 6-Way 1 GHz Splitter), 8.02" (203.7 mm) H x 14.38" (365.2 mm) W x 3.71" (94.2 mm) D	47604-F6S

Continued from previous page

## Metal Structured Media™ Centers

### Features and Benefits

#### 28" and 42" Enclosures, Covers, & Doors

- Use for networking, DSL, cable Internet modem, satellite video, security, VoIP, fax, telephone, intercom, and audio
- Available in MDU and mixed-use configurations
- 28" enclosure accommodates up to 8 distribution modules
- 42" enclosure accommodates up to 12 distribution modules



A



B



C



D



E



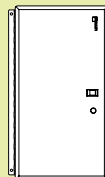
F

### SPOTLIGHT

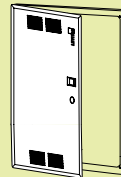
Choosing Your Metal Structured Media™ Center Cover or Door



**Flush-Mount Cover**  
Screws directly to enclosure frame.



**Economy Hinged Door**  
Hinged flange attaches to left or right side of enclosure.



**Premium Vented Hinged Door**  
Full-frame design. Ventilated door hinges from left or right.

## Metal Structured Media™ Centers

28" Enclosures, Covers, and Doors	
Description	Cat. No.
28" Enclosure and Flush-Mount Cover, 29.32" (744.7 mm) H x 15.62" (396.7 mm) W x 3.83" (97.3 mm) D	47605-28W
<b>[A]</b> 28" Enclosure, 28.0" (711.2 mm) H x 14.38" (365.3 mm) W x 3.63" (92.2 mm) D	47605-28N
28" Flush-Mount Cover, 29.32" (744.7 mm) H x 15.62" (396.7 mm) W x 0.20" (5.1 mm) D	47605-F28
28" Economy Hinged Door, 29.32" (744.7 mm) H x 15.62" (396.7 mm) W x 0.25" (6.4 mm) D	47605-28D
<b>[B]</b> 28" Premium Vented Hinged Door, 29.32" (744.7 mm) H x 15.62" (396.7 mm) W x 0.25" (6.4 mm) D	47605-28S
28" Enclosure, job packed, 3 per pack, 28.0" (711.2 mm) H x 14.38" (365.3 mm) W x 3.63" (92.2 mm) D	47605-28G
28" Flush-Mount Cover only, job packed, 3 per pack, 29.32" (744.7 mm) H x 15.62" (396.7 mm) W x 0.20" (5.1 mm) D	47605-28B
<b>[C]</b> Extender Bracket, 2" depth extension package for 28" Structured Media Enclosures	47612-28B
Structured Media™ Center Lock & Key for 14", 21", 28", and 42" hinged doors	5L000-LOK
42" Enclosures, Covers, and Doors	
Description	Cat. No.
42" Enclosure and Flush-Mount Cover, 43.32" (1,100.3 mm) H x 15.62" (396.7 mm) W x 3.83" (97.3 mm) D	47605-42W
<b>[D]</b> 42" Enclosure, 42.16" (1,070.8 mm) H x 14.38" (365.3 mm) W x 3.63" (92.2 mm) D	47605-42N
<b>[E]</b> 42" Flush-Mount Cover, 43.32" (1,100.3 mm) H x 15.62" (396.7 mm) W x 0.20" (5.1 mm) D	47605-F42
42" Economy Hinged Door, 43.32" (1,100.3 mm) H x 15.62" (396.7 mm) W x 0.25" (6.4 mm) D	47605-42D
<b>[F]</b> 42" Premium Vented Hinged Door, 43.32" (1,100.3 mm) H x 15.62" (396.7 mm) W x 0.25" (6.4 mm) D	47605-42S
Structured Media™ Center Lock & Key for 14", 21", 28", and 42" hinged doors	5L000-LOK

## Multi-Bay FTTH Enclosures

Multi-Bay enclosures provide excellent termination and mounting locations for both in-home structured wiring and fiber-to-the-home (FTTH) components. Structured wiring components typically mount in the upper section of the dual enclosure and optical network termination (ONT) mounts in the lower section. The dual enclosure can be surface mounted or mounted between metal or wood wall studs using provided screws.



### Features and Benefits

- Allows separate lockable sections for FTTH integration
- In a separate bay, a full Leviton structured wiring system can be easily connected and optimized up to gigabit speeds to maximize incoming fiber optic connection
- Ideal for new installations or retrofits
- Uses multiple covers or doors to provide access and security
- Flush-Mount cover, economy, premium, and premium vented doors available

### Multi-Bay Enclosures

Description	Cat. No.
14" + 14" Dual Multi-Bay Enclosure, 29.64" (752.8 mm) H x 14.30" (363.2 mm) W x 3.63" (92.2 mm) D	47FTH-440
<b>[A]</b> 28" + 14" Dual Multi-Bay Enclosure, 46.64" (1,184.6 mm) H x 14.30" (363.2 mm) W x 3.63" (92.2 mm) D*	47FTH-840
28" + 14" + 14" Triple Multi-Bay Enclosure, 59.22" (1,504.1 mm) H x 14.30" (363.2 mm) W x 3.63" (92.2 mm) D	47FTH-844
42" + 14" Dual Multi-Bay Enclosure, 57.64" (1,464.1 mm) H x 14.30" (363.2 mm) W x 3.63" (92.2 mm) D	47FTH-420
14" + 14" + 14" Triple Multi-Bay Enclosure, 45.22" (1,148 mm) H x 14.30" (363.2 mm) W x 3.63" (92.2 mm) D*	47FTH-240
<b>[B]</b> 28" + 28" Dual Multi-Bay Enclosure, 57.64" (1,464.1 mm) H x 14.30" (363.2 mm) W x 3.63" (92.2 mm) D	47FTH-880

\*Minimum order quantity and lead times may apply

### SPOTLIGHT

#### Structured Media™ Center Installation Videos

Make your next Structured Media™ Center installation a breeze with a new series of helpful installation videos from Leviton. You'll learn practical tips and best practices to ensure optimal performance of your Structured Media™ Center, including:

- How to install enclosures with covers or vented doors
- Installing cables in the Structured Media™ Center
- What you need to know to install a J-Box kit
- Tips for installing and terminating Twist & Mount panels

You can watch these videos, along with many other useful how-tos, at [Leviton.com/ch/videos](http://Leviton.com/ch/videos)




## Accessories

Create a clean and organized Structured Media™ Center with these accessories, which support a variety of installations and configurations. These accessories are compatible with all Structured Media™ Centers, except for the Multi-Bay Attachment Tube, which works exclusively with Wireless Structured Media™ Centers.

Features and Benefits
<ul style="list-style-type: none"> <li>• Plastic Universal Shelf Bracket supports up to 20 pounds, mounts without push-lock pins</li> <li>• Snap-in Saddle Ties with VELCRO® provides vertical and horizontal cable management anywhere in the enclosure</li> <li>• Cable Routing Ring routes and stores cable slack</li> <li>• Grommet Accessory Pack protects incoming/outgoing cables through knockouts</li> <li>• Reclosable VELCRO® Brand Tie Wraps include slot to help secure fastening without overtightening</li> <li>• Multi-Bay Attachment Tube used between two Wireless Structure Media™ Center Enclosures to create secure and fully-isolated location for service provider equipment</li> </ul>

Structured Media™ Center Accessories	
Description	Cat. No.
<b>[A]</b> Plastic Universal Shelf Bracket	49605-AUB
<b>[B]</b> Snap-in Saddle Ties with VELCRO®	49605-AST
<b>[C]</b> Cable Routing Ring	49605-AFR
<b>[D]</b> Multi-Bay Connector Tube	49605-TUB
<b>[E]</b> Grommet Accessory Pack	49605-GRM
<b>[F]</b> Push-Lock Pins for SMCs, 20/pack	47615-NYL
<b>[G]</b> Reclosable Tie-Wrap, 5" Length, 25/pack	43105-005



## FTTH Point of Entry Box

The Fiber-to-the Home (FTTH) Point of Entry Box provides a location to terminate fiber coming from a service provider to pigtailed at the subscriber's premises. It's a convenient staging demarcation point with quick and easy access for activation as residents request FTTH service.

Features and Benefits
<ul style="list-style-type: none"> <li>• Provides convenient staging prior to terminating incoming fiber from service provider</li> <li>• Can mount inside the Structured Media™ Center or as a stand-alone unit on a wall</li> <li>• Includes magnet for easy installation and place adjustments</li> <li>• Includes an SC/APC adapter with two dust caps and two splice sleeves</li> <li>• Made of ABS plastic</li> </ul>



Fiber-to-the-Home Solution	
Description	Cat. No.
FTTH Point of Entry Box, 3.94" (100 mm) H x 3.15" (80 mm) W x .84" (21 mm) D*	FTH00-00W

\*Minimum order quantity and lead times may apply

## Power Supplies and Surge Protection

### Features and Benefits

#### Surge Protection, Standard AC Power Modules & J-Box Kits

- Fit in standard 14", 21", 28", and 42" Structured Media™ Centers
- Surge-protected versions provide enhanced protection and EMI/RFI filtering per UL 1449 standards
- 3-Outlet Power Strip offers three AC tamper-resistant outlets within the enclosure



A



B



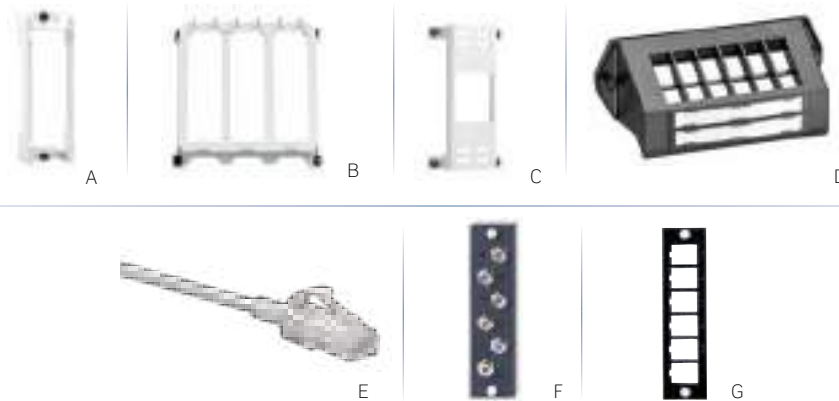
C

### Power Supplies

Description	Cat. No.
<b>[A]</b> Surge J-Box Kit, one duplex receptacle, wallplate	47605-ACS
Non-Surge J-Box Kit, one duplex receptacle, wallplate	47605-ACN
<b>[B]</b> Surge AC Power Module, two duplex receptacles	47605-ODP
Non-Surge AC Power Module, two duplex receptacles	47605-NDP
<b>[C]</b> 3-Outlet Power Strip	49605-APS



## Mounting Brackets and Patch Cords



### Features and Benefits

#### Mounting Brackets

- Made of sturdy white ABS plastic
- Include push-lock pins
- Snap-in installation in any Leviton 14", 21", 28", or 42" Structured Media™ Center
- Allow for cable management via routing under bracket
- 12-port bracket made of black polycarbonate, accepts all QUICKPORT™ Jacks

#### Cat 6 High-Flex Patch Cords

- Power over Ethernet (PoE and PoE+) compatible
- Bend radius is a narrow 0.60 inches, versus 1.0 inch for typical Cat 6 patch cords
- Snagless plug design with integrated strain-relief boot
- Dual-rated cable jacket (CM/LSZH)

### Mounting Brackets

Description	Cat. No.
<b>[A]</b> Single Plastic Bracket, for single expansion board, White	47612-SBK
<b>[B]</b> Compact (6" width) Expansion Plastic Bracket, for up to three expansion boards, White	47612-HBK
<b>[C]</b> Data Plastic Bracket, for mounting routers and switches	47612-DBK
<b>[D]</b> 12-Port QUICKPORT™ Mounting Bracket	47600-QPB


### Patch Cords

Description	Cat. No.
<b>[E]</b> Cat 6 Small-Diameter High-Flex Patch Cord	6H460-xx*

xx = Length: 6' (6), 1' (01), 2' (02), 3' (03), or 4' (04).

\* = Colors: Choose from any of the colors in the chart below

**Color Choices** Patch cords are offered in a wide range of colors. To order colors, add suffix to Cat. No.



### Multimedia Adapter Bracket and Mounting Plates

Description	Cat. No.
<b>[F]</b> F-Connector Mounting Plate, 6-pack, loaded	5F100-6VF
<b>[G]</b> QUICKPORT™ Mounting Plate, 6-pack, unloaded	5F100-6QP

### Features and Benefits

- Bracket is constructed of white powder-coated steel
- Plates are constructed of black powder-coated steel
- Bracket includes push-lock pins for mounting in Structured Media™ Center

## Mounting Brackets and Tools

### Features and Benefits

- Shelf Bracket includes four 30" long VELCRO® Brand strips, ensuring vertical and horizontal stability
- Universal Security Board Mounting Plate includes four adhesive clips for mounting within any Leviton Structured Media™ Center
- Universal Mounting Brackets allow an unlimited number of upgrades (limited only by enclosure size) to be added to an existing security system terminated within any Leviton Structured Media™ Center
- EZ-RJ45® Plugs provide quick UTP wire terminations, with clear housings for wire sequence verification

### Universal Security and Shelf Brackets

Description	Cat. No.
<b>[A]</b> Plastic Universal Shelf Bracket (includes (2) saddle-ties and 2 ½' of VELCRO® Softcinch, black)	49605-AUB

### EZ-RJ45® Plugs

Description	Cat. No.
<b>[B]</b> EZ-RJ45® Cat 5e Plug, 50/pack	47613-EZC
EZ-RJ45® Cat 5e Plug Display Pack, 10/pack	47613-EZR
EZ-RJ45® Cat 6 Plug	47613-EZ6



A



B



C



D

### Residential Tools

Description	Cat. No.
<b>[C]</b> Wire Punchdown / Termination Tool, blades sold separately	49553-814
110 IDC Blade	49553-110
UTP Stripping Tool	49660-00P
<b>[D]</b> EZ-RJ45® Crimp Tool	40989-ACT

VELCRO® is a registered trademark of Velcro BVBA. Used with permission.  
EZ-RJ45® is a registered trademark of Platinum Tools.

## Twist & Mount, TIDP and Compact Structured Media™ Center Panels

### Features and Benefits

#### Twist & Mount Patch Panels

- Low-profile, high-density, component-rated patching for both voice and gigabit ethernet connections
- Feature simple twist and mount installation
- Universal T568A and T568B wiring labels ensure compatibility in both residential and commercial installations
- Available in 12- and 24-port versions

#### Telephone Input Distribution Panels (TIDP)

- Support four-line telephone distribution
- Offer choice of inputs and outputs: one 4-pair 110-style IDC input, four industry-standard RJ-11 jack inputs for use with “triple-play” modems, or 12 modular industry-standard RJ-45 jack outputs
- Security jack for interface with security systems
- Test and auxiliary disconnect outlet (ADO) ports for isolation and testing of telephone line connections



A



B



C



D



E

### Twist & Mount Panels and Telephone Distribution Panels

Description	Cat. No.
Twist & Mount Patch Panel — 12 ports each of Cat 6 and Cat 5e (24 ports total)	476TM-654
<b>[A]</b> Twist & Mount Patch Panel — 24 ports of Cat 6	476TM-624
Twist & Mount Patch Panel — 24 ports of Cat 5e	476TM-524
Twist & Mount Patch Panel — 6 ports each of Cat 6 and Cat 5e (12 ports total)	476TM-652
Twist & Mount Patch Panel — 12 ports of Cat 6	476TM-612
<b>[B]</b> Twist & Mount Patch Panel — 12 ports of Cat 5e	476TM-512
<b>[C]</b> Telephone Input Distribution Panel (TIDP)	476TL-T12
Twist & Mount Expansion Board — 6 ports of Cat 5e	476TM-EX5
Twist & Mount Expansion Board — 6 ports of Cat 6	476TM-EX6

### Features and Benefits

#### Pre-Configured Compact Structured Media™ Center Panels

- Compact series (6-inch width) pre-configured panels are an ideal solution for basic telephone, data, security interface, and TV distribution in MDUs where space and budget are of primary concern
- Space-saving profile provides four to nine bridged telephone connections, up to four Cat 5e data connections, and up to eight video connections

### Pre-Configured Compact Structured Media™ Center Panels — Compact Width (6-inch)

Description	Cat. No.
<b>[D]</b> 1x9 Bridged Telephone and 6-way 2 GHz TV Splitter	47603-2G6
1x9 Bridged Telephone and 8-way 2 GHz TV Splitter	47603-2G8
<b>[E]</b> 1x4 Bridged Telephone, 4 Data, and 6-way 2 GHz TV Splitter	47603-DP6

## Standard Structured Media™ Center Panels

### Features and Benefits

#### Pre-configured Standard Structured Media™ Center Panels


- Standard series (12-inch width) pre-configured panels combine voice, data, and TV modules into a single, simple distribution point
- Several pre-configured options are available with room for customization with additional expansion boards



### Pre-configured Standard Structured Media™ Center Panels

Description	Features	Cat. No.
<b>[A]</b> Basic Telephone & Video Panel	- One 1x9 Bridged Telephone Board - One 6-way 2 GHz TV Splitter	47606-BTV
<b>[B]</b> Basic Home Networking Plus Panel	- One Telephone Patching Board - One Cat 5e Voice & Data Board - Six 4-line telephone connections - One 6-way 2 GHz TV Splitter	47606-BNP
<b>[C]</b> Advanced Home Office Panel	- One Telephone Line Distribution Board - 19 multi-line telephone connections (in various combinations of 2 or 4 lines) - Two Cat 5e Voice & Data Boards - One 6-way 2 GHz TV Splitter	47606-ASO

### Modules & Expansion Boards



Modules			
Description			Cat. No.
<b>[A]</b> 1x9 Bridged Telephone Module			47689-00B
<b>[B]</b> Cat 5e Voice & Data Module			47605-C5B
<b>[C]</b> Cat 6 Voice & Data Module Telephone Security Module			47611-C6B 47609-TSV
Expansion Boards			
Description	Application	Features	Cat. No.
<b>[D]</b> Cat 5e Voice and Data Board	Data, Telephone, Fax, Modem	<ul style="list-style-type: none"> <li>- Patch phone or data connections to six locations</li> <li>- Combine with a TLDM, key system, or network switches</li> <li>- 4-pair 110-type IDC punchdowns</li> <li>- Six Cat 5e RJ-45 ports</li> <li>- Printed circuit board</li> </ul>	47603-0C5
<b>[E]</b> Cat 6 Voice and Data Board	Data, Telephone, Fax, Modem	<ul style="list-style-type: none"> <li>- ANSI/TIA-568-C channel-rated for gigabit Ethernet</li> <li>- Combine with gigabit Internet router or Ethernet switch</li> <li>- 4-pair 110-type IDC punchdowns and six Cat 6 connectors</li> </ul>	47611-0C6
<b>[F]</b> Combo Phone & Data Board w/ 1x4 Bridged Phone and 4-Port Cat 5e	Data, Telephone	<ul style="list-style-type: none"> <li>- Provides data and phone connections on a single board</li> <li>- 1x4 phone portion provides four telephone lines to up to four locations via IDC punchdowns</li> <li>- Four ports of Cat 5e 150 MHz data connections via modular RJ-45 connectors and 4-pair 110-type IDC punchdowns</li> </ul>	47609-4DP
<b>[G]</b> 1x9 Bridged Telephone Board	Telephone, Fax, Modem	<ul style="list-style-type: none"> <li>- Bridge up to four telephone lines to nine locations</li> <li>- Connect up to nine separate telephones per line</li> <li>- Printed circuit board</li> <li>- 4-pair 110-type IDC punchdowns</li> </ul>	47603-110
<b>[H]</b> 1x6 Bridged Telephone Board	Telephone, Fax, Modem	<ul style="list-style-type: none"> <li>- Bridge up to four telephone lines to six locations</li> <li>- Connect up to six separate telephones per line</li> <li>- Printed circuit board</li> <li>- IDC connectors for Cat 5 or Cat 5e wire</li> <li>- RJ-45 expansion port</li> </ul>	47609-0F6

Continued on next page

Continued from previous page

## Modules and Expansion Boards

P  
Connected Home

Expansion Boards (Continued)			
Description	Applications	Features	Cat. No.
[I] 1x10 Bridged Telephone Board	Telephone, Fax, Modem	<ul style="list-style-type: none"> <li>- Bridge up to six telephone lines to 10 locations</li> <li>- Connect up to 10 separate telephones per line</li> <li>- Printed circuit board</li> <li>- IDC connectors for Cat 5 or Cat 5e wire</li> <li>- Security port</li> <li>- Punchdown security interface to accommodate alarm systems</li> </ul>	47609-S10
[J] 1x4 Bridged Telephone Board	Telephone, Fax, Modem	<ul style="list-style-type: none"> <li>- Bridge up to four lines to four locations via IDC punchdowns</li> </ul>	47609-004
[K] Telephone Patching Board/Expanded 4-line Telephone Distribution	Telephone, Fax, Modem	<ul style="list-style-type: none"> <li>- Bridge up to four telephone lines to seven locations</li> <li>- Printed circuit board module</li> <li>- One incoming 4-pair 110-type IDC punchdown</li> <li>- Seven outgoing RJ-45 connector connections</li> <li>- Combine with a Cat 5e board to route telephone to remote locations</li> </ul>	47609-EMP
Telephone Line Distribution Board	Telephone, Fax, Modem	<ul style="list-style-type: none"> <li>- 19 multi-line telephone connections in combinations of two or four lines</li> <li>- Bridge "line 1" service to 12 locations and four-line service to eight locations</li> <li>- Connect to Cat 5e Voice &amp; Data Board(s) or additional panels for more connections and easier moves/adds/changes</li> <li>- Independent RJ-45 connector and punchdown security interface to accommodate alarm systems</li> </ul>	47603-TDM



I



J



K

### SPOTLIGHT

Panels, Modules, Boards: What's the difference?

**Pre-configured Structured Media™ Center Panels** include multiple expansion boards combining voice, data, and TV boards into a single distribution point

**Modules** include an expansion board on a single ABS mounting bracket

**Expansion Boards** mount in Structured Media™ Center Panels or Mounting Brackets (see page **P-13**).



Pre-configured Structured Media™ Center Panels



Module



Expansion Board

## Video Distribution and Splitters

### Features and Benefits

#### Premium Amplified CatV/HDTV Module

- Splits or amplifies signal to one, eight, or 16 TVs throughout the home
- Bi-directional circuitry supports advanced interactive applications, as well as standard TV and video inputs
- Forward path internal amplifier provides equal input and output level on all ports; reverse path is not affected
- Unity gain eliminates the need to manually adjust attenuation
- HDTV and digital cable ready, SCTE- and DOCSIS-compliant



A



B

### Premium Modules

Description	1 GHZ
[A] 1x8 Premium Video Module	47693-08P
[B] 1x16 Premium Video Module	47693-16P

### Features and Benefits

#### Passive CatV/HDTV Splitters

- Split signal to six or eight TVs throughout the home
- Provide digital cable, cable TV, and other TV services via coaxial cable
- Lightweight, strong die-cast housing
- HDTV and digital cable ready SCTE-compliant
- Available with and without Structured Media™ Center mounting bracket



A



B



C



D

### 2 GHZ Passive Splitters (with and without Mounting Bracket)

Description	Cat. No.
[A] 1x6 Passive Video Splitter w/bracket for 14", 21", 28", and 42" SMCs	47690-6C2
[B] 1x8 Passive Video Splitter w/bracket for 14", 21", 28", and 42" SMCs	47690-8C2
[C] 1x6 Passive Video Splitter	47690-0G6
[D] 1x8 Passive Video Splitter	47690-0G8

## AV Couplers and Jacks



### HOME 5e™ and HOME 6™ QUICKPORT™ Jacks

Description	Cat. No.
<b>[A]</b> HOME 5e™ Jack	5EHOM-R+5
<b>[B]</b> HOME 6™ Jack	61HOM-R+6
HOME 5e Jack, Standard Bulk Pack with stuffer caps, white	5EHOM-BW5

† = Color: White (W), Light Almond (T), Ivory (I), Blue (L), Gray (G), Black (E), Brown (B)

### AV Couplers and Jacks

Description	Cat. No.
Cat 5 Jack	41108-R*5
USOC Jack 6P6C	41106-R*6
USOC Jack 8P8C	41108-R*8
<b>[C]</b> RCA Compression Connector	40985-CRU
<b>[D]</b> Compression F-Connector	40985-CPF

\* = Colors: Choose from any of the colors below.

### QUICKPORT™ AV Couplers and Blanks

Description	White	Light Almond	Ivory	Gray	Black	Brown
<b>[E]</b> BNC Coupler, nickel plated	41084-BWF	—	—	—	41084-BEF	—
<b>[F]</b> HDMI Coupler	40834-00W	40834-00T	40834-00I	—	40834-00E	—
<b>[G]</b> USB A/A Coupler	40835-00W	—	40835-00I	40835-00G	—	—
<b>[H]</b> 3.5mm Stereo Jack, screw terminal	40839-SWS	—	40839-SIS	—	—	—
Blank Insert (Pack of 10)	41084-0BW	41084-0BT	41084-0BI	41084-0BG	41084-0BE	41084-0BB
Banana Jack Coupler, black stripe	40837-BWE	—	—	—	—	—
Banana Jack Coupler, red stripe	40837-BWR	—	40837-BIR	—	—	—
<b>[I]</b> Binding Post Coupler, black stripe	40833-BWE	40833-BTE	—	—	40833-BEE	—
<b>[J]</b> Binding Post Coupler, red stripe	40833-BWR	40833-BTR	40833-BIR	—	40833-BER	—

Continued on next page

**\*Color Choices** AV Couplers and Jacks are offered in a wide range of colors. To order colors, add suffix to Cat. No.





Continued from previous page

QUICKPORT™ Feedthrough RCA and F-Connectors (for RCA and COAX Cable)						
Description	White	Light Almond	Ivory	Gray	Black	Brown
RCA Coupler, gold plated, black stripe	40830-BWE	—	40830-BIE	—	40830-BEE	40830-BBE
RCA Coupler, gold plated, red stripe	40830-BWR	40830-BTR	—	—	—	40830-BBR
RCA Coupler, gold plated, yellow stripe	40830-BWY	40830-BTY	40830-BIY	—	—	—
RCA Coupler, gold plated, green stripe	40830-BWV	—	40830-BIV	—	—	—
RCA Coupler, gold plated, blue stripe	40830-BWL	—	40830-BIL	—	—	—
<b>[K]</b> F-Connector Coupler, nickel plated, 1GHz	41084-FWF	41084-FTF	41084-FIF	41084-FGF	41084-FEF	41084-FBF
<b>[L]</b> F-Connector Coupler, gold plated, 2.5GHz	40831-FWG	40831-FTG	40831-FIG	—	—	—



**SPOTLIGHT**

**Fiber-to-the-Home Point of Entry Box**

The Leviton Fiber-to-the-Home (FTTH) Point of Entry Box is designed for applications in Multi Dwelling Units (MDU) and single-family homes. It provides a convenient location to terminate incoming fiber from the service provider to pigtails at the subscriber's premises, and includes an SC/APC adapter with two dust caps, as well as two splice sleeves. The box can be mounted in the Structured Media™ enclosure or as a stand-alone unit on a wall, and comes with an adhesive magnet for easy installation and place adjustments. See page **P-11** in the Connected Home section for ordering information.




## Renu® Wallplates and Inserts

Renu® is Leviton's smart electrical and data connectivity screwless wallplate system. These QUICKPORT™ compatible wallplates snap on and off quickly and easily with no tools, simplifying installation and ongoing maintenance. Choose from wallplates and inserts in White On White, Navajo Sand, and Onyx Black.

### Features and Benefits

- Screwless wallplates easily snap on to any Renu® insert or device
- Inserts accept all QUICKPORT™ jacks
- Slightly larger size covers wall imperfections
- Tongue and groove design simplifies alignment in multi-gang installations
- Adapter ring allows use of Decora® device with Renu® wallplates
- Available in four standard colors to coordinate with the commercial-grade QUICKPORT™ line (White on White, Navajo Sand, Onyx Black and Stainless appearance)
- Additional wallplate colors for switches, dimmers, and outlets available; visit [leviton.com/renu](http://leviton.com/renu)
- cULus Listed
- Backed by a limited 1-year warranty



Renu® Wallplates and Inserts				
Description	White on White	Navajo Sand	Onyx Black	Stainless Appearance
<b>[A]</b> Snap-In Blank Module	RE640-WW	RE640-NS	RE640-OB	—
Four-Gang Wallplate	REWP4-0WW	REWP4-0NS	REWP4-0OB	—
Three-Gang Wallplate	REWP3-0WW	REWP3-0NS	REWP3-0OB	—
<b>[B]</b> Dual-Gang Wallplate	REWP2-0WW	REWP2-0NS	REWP2-0OB	—
<b>[C]</b> Single-Gang Wallplate	REWP1-0WW	REWP1-0NS	REWP1-0OB	REWM2-ST5
<b>[D]</b> 6-Port Insert	RE640-WW6	RE640-NS6	RE640-OB6	REWM1-ST5
<b>[E]</b> 4-Port Insert	RE640-WW4	RE640-NS4	RE640-OB4	—
3-Port Insert	RE640-WW3	RE640-NS3	RE640-OB3	—
<b>[F]</b> 2-Port Insert	RE640-WW2	RE640-NS2	RE640-OB2	—
1-Port Insert	RE640-WW1	RE640-NS1	RE640-OB1	—
Adapter Ring for Decora®	REA00-0OW	REA00-0OO	REA00-0OB	—



Renu® Wallplate and 2-Port Insert with QUICKPORT™ Jacks

**Color Choices** Renu® QUICKPORT™ datacom inserts are offered in three colors. Renu® wallplates are available in many other colors found in **Section R**.



## QUICKPORT™ Wallplates

### Features and Benefits

#### QUICKPORT™ Flush-Mount & Angled Wallplates

- Angled ports relieve stress on equipment cords
- Manufactured from ABS plastic for superior durability

#### QUICKPORT™ Stainless-Steel Wallplates

- Manufactured from 304 stainless steel in a brushed finish to provide corrosion resistance in a non-magnetic material
- Angled wallplate ports facilitate proper front and rear cable bend radius



### QUICKPORT™ Angled Wallplates

Description	White	Light Almond	Ivory
4-Port Wallplate	41081-4WP	41081-4TP	41081-4IP
<b>[A]</b> 2-Port Wallplate	41081-2WP	41081-2TP	41081-2IP
<b>[B]</b> 4-Port Wallplate w/ ID window	42081-4WS	42081-4TS	42081-4IS
2-Port Wallplate w/ ID window	42081-2WS	42081-2TS	42081-2IS

### QUICKPORT™ Flush-Mount Wallplates

Description	White	Light Almond	Ivory
<b>[C]</b> 6-Port Flush Mount, polybag, standard carton	41080-6WP	41080-6TP	41080-6IP
4-Port Flush Mount, polybag, standard carton	41080-4WP	41080-4TP	41080-4IP
<b>[D]</b> 3-Port Flush Mount, polybag, standard carton	41080-3WP	41080-3TP	41080-3IP
2-Port Flush Mount, polybag, standard carton	41080-2WP	41080-2TP	41080-2IP
1-Port Flush Mount, polybag, standard carton	41080-1WP	41080-1TP	41080-1IP

### QUICKPORT™ Stainless-Steel Wallphone Plates

Description	Recessed	Flush
<b>[E, F]</b> 1-Port Wallplate	4108W-1SP	4108W-0SP

### QUICKPORT™ Single-Gang Stainless-Steel Wallplates

Description	1-Port	2-Port	3-Port	4-Port	6-Port
<b>[G]</b> Single-Gang Wallplate	43080-1S1	43080-1S2	43080-1S3	43080-1S4	43080-1S6

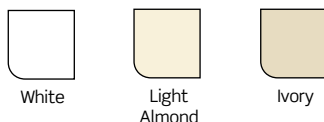
### QUICKPORT™ Single-Gang Stainless-Steel Wallplates

Description	2-Port	4-Port	6-Port	8-Port	12-Port
<b>[H]</b> Dual-Gang Wallplate	43080-2S2	43080-2S4	43080-2S6	43080-2S8	43080-2S12

### QUICKPORT™ Angled Stainless-Steel Wallplates with ID Windows

Description	Cat. No.
2-Port Angled Wallplate, single-gang	43081-1L2
<b>[I]</b> 4-Port Angled Wallplate, single-gang	43081-1L4
4-Port Angled Wallplate, dual-gang	43081-2L4
8-Port Angled Wallplate, dual-gang	43081-2L8


**Color Choices** QUICKPORT™ wallplates are offered in three colors.



#### Related Products

For midway plates in plastic and high-impact nylon **see page Q-7 in the Network Infrastructure Solutions section.**

## Decora® Wallplates & Multimedia Inserts



### Decora® Single- and Dual-Gang Wallplates

Description Single-Gang	White	Light Almond	Ivory	Gray	Black	Brown	Stainless
<b>[A]</b> Decora®, standard size, urea	80401-00W	80401-00T	80401-00I	80401-0GY	80401-00E	80401-000	—
Decora®, standard size, nylon	80401-0NW	80401-0NT	80401-0NI	80401-0NGY	80401-0NE	80401-00N	—
Decora®, standard size, stainless	—	—	—	—	—	—	84401-040
Decora®, midway, urea	80601-00W	80601-00T	80601-00I	—	—	80601-000	—
Decora®, midway, nylon	0PJ26-00W	0PJ26-00T	0PJ26-00I	0PJ26-0GY	0PJ26-00E	0PJ26-000	—
Description Dual-Gang	White	Light Almond	Ivory	Gray	Black	Brown	Stainless
<b>[B]</b> Decora®, standard size, urea	80409-00W	80409-00T	80409-00I	80409-0GY	80409-00E	80409-000	—
Decora®, standard size, nylon	80409-0NW	80409-0NT	80409-0NI	80409-0NGY	80409-0NE	80409-00N	—
Decora®, standard size, stainless	—	—	—	—	—	—	84409-040
Decora®, midway, urea	80609-00W	80609-00T	80609-00I	—	—	80609-000	—
Decora®, midway, nylon	PJ262-00W	PJ262-00T	PJ262-00I	PJ262-0GY	PJ262-00E	PJ262-000	—

### QUICKPORT™ Multimedia Wallplate Inserts

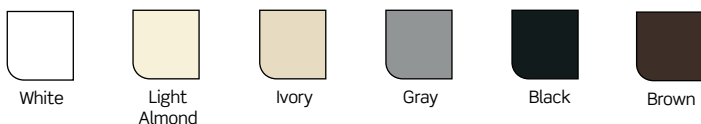
Description	White	Light Almond	Ivory	Gray	Black	Brown
6-Port QUICKPORT™ Decora® Insert	41646-00W	41646-00T	41646-00I	41646-0GY	41646-00E	41646-00B
4-Port QUICKPORT™ Decora® Insert	41644-00W	41644-00T	41644-00I	41644-0GY	41644-00E	41644-00B
<b>[C]</b> 3-Port QUICKPORT™ Decora® Insert	41643-00W	41643-00T	41643-00I	41643-0GY	41643-00E	41643-00B
2-Port QUICKPORT™ Decora® Insert	41642-00W	41642-00T	41642-00I	41642-0GY	41642-00E	41642-00B
<b>[D]</b> 1-Port QUICKPORT™ Decora® Insert	41641-00W	41641-00T	41641-00I	41641-0GY	41641-00E	41641-00B
<b>[E]</b> HDMI™ Decora® Insert, feedthrough	41647-00W	—	41647-00I	—	—	—
<b>[F]</b> Brush Insert, Passthrough	41075-DBW*	—	—	—	41075-DBE*	—

### QUICKPORT™ Antimicrobial Treated Decora® Inserts


Description	1-Port	2-Port	3-Port	4-Port	6-Port
<b>[G]</b> Antimicrobial Treated Decora Inserts	41641-AW	41642-AW	41643-AW	41644-AW	41646-AW

\*Brush color is white for 41075-DBW and black for 41075-DBE. Only brush is visible when installed.  
x=1-Port, 2-Port, 3-Port, 4-Port, or 6-Port

**Color Choices** Decora® wallplates and QUICKPORT™ inserts are offered in a wide range of colors.



## Decora® Telephone & Video Wallplates & Inserts



### Decora® Standard Telephone and Video Wallplate Assemblies (Wallplate Included)

Description	White	Light Almond	Ivory	Gray	Black	Brown
<b>[A]</b> Wall Jack, 6P4C + 6P4C	40144-00W	—	—	—	—	—
<b>[B]</b> Wall Jack, 6P4C + F-connector	40159-00W	—	—	—	—	—

### Decora® Telephone and Video Inserts (Wallplate Not Included)

Description	White	Light Almond	Ivory	Gray	Black	Brown
<b>[C]</b> Wall Jack, 6P4C	40649-00W	40649-00T	40649-00I	40649-0GY	40649-0GE	40649-000
<b>[D]</b> Wall Jack, 6P4C + F-connector	40659-00W	—	—	—	—	—
<b>[E]</b> Wall Jack, F-connector	40681-00W	40681-00T	40681-00I	40681-0GY	—	40681-000
<b>[F]</b> Wall Jack, F-connector + F-connector	40682-00W	—	—	—	—	—

### Decora® Telephone and Video Inserts Kits (Wallplate Not Included)

Description	White	Light Almond	Ivory	Gray	Black	Brown
Wall Jack, 6P6C (QUICKPORT™ insert with snap-in jack)	41638-00W	—	—	—	—	—
Wall Jack, 6P6C + F-connector (QUICKPORT™ insert with snap-in jack and snap-in F-connector )	41658-00W	—	41658-00I	—	—	—

## Volume Controls and Audio Distribution Modules

### Features and Benefits

#### Decora® Strauss Transformer-Free Volume Controls

- Contemporary slider design brings precision and elegance to any installed audio system
- Available in both standard and impedance-matched versions
- Volume control uses standard Decora® wallplate in a standard J-Box or low-voltage mounting ring
- Color-change kits ensure the right finishing touch for every application

#### System Matching Module

- Combine with non-impedance-matching Decora® Volume Controls to control up to six speaker pairs (cannot be used with impedance-matching volume controls)
- AutoSurge™ circuit technology protects speakers from potentially damaging transients
- Designed to mount in Leviton Structured Media™ Centers

#### 1x6 Audio Distribution Module

- Combines with impedance-matching volume controls to control up to six speaker pairs from an amplifier or receiver
- Designed to mount in Leviton Structured Media™ Centers and connect to six rooms/zones



A



B



C

### Audio System Volume Controls

Description	Cat. No.
<b>[A]</b> Decora® Strauss Transformer-Free Slider Volume Control, analog, 200 watts peak, 100 watts RMS, 4-16 ohms, 8 ohm nominal (for use with SGAMP-000) (Decora® wallplate sold separately, see page <b>P-24</b> )	SGVST-00W
Decora® Strauss Transformer-Free Impedance-Matching Slider Volume Control, analog, 200 watts peak, 100 watts RMS, 4-16 ohms, 8 ohm nominal (for use with 48211-06A)	SGVSM-00W
Decora® Strauss Color Change Kit, converts to light almond	SGVCK-0LA
Decora® Strauss Color Change Kit, converts to ivory	SGVCK-00I
Decora® Strauss Color Change Kit, converts to black	SGVCK-00E

### System Matching Module

Description	Cat. No.
<b>[B]</b> System Matching Module for impedance-matching passive two-channel multi-room audio systems (for use with SGVST-00W)	SGAMP-000

### 1x6 Audio Distribution Module

Description	Cat. No.
<b>[C]</b> 1x6 Passive Audio Module (for use with SGVSM-00W)	48211-06A

**Color Choices** Audio System volume controls are offered in White. Color change kits are available in three other colors, below.



White



Light Almond



Ivory



Black

## Volume Controls and Audio Distribution Modules

### Features and Benefits

#### Recessed Entertainment Box (REB)

- Affordable solution manages home theater electronics in a single location
- Ideal for new construction (stud-mounted) and retrofit (wall-mounted) applications
- Low-profile frame provides neat, recessed installation
- Optional high-profile cover includes sliding plastic front panels, and channels all wires through the bottom of the unit

#### Recessed Single-Gang Receptacle

- Fits most standard electrical boxes
- Supplies AC power for one or two components (flat panel TVs and video receiver)
- cULus approved, code-compliant solution

#### Recessed Dual-Gang Duplex Receptacle with Six QUICKPORT™ Openings

- Centralizes connection points for AC power, audio, video, data, and phone
- Includes plastic electrical box for use in new and retrofit construction
- UL approved, code-compliant solution

#### USB Charger/Tamper-Resistant Outlets

- Up to 2X the charging power (up to 30W) of typical USB chargers, our USB In-Wall Charger
- Dual Type-C™ (T5635) with Power Delivery is the most advanced, powerful in-wall charger.
- Compact design fits in a standard wallbox, is compatible with standard wallplates, and can be multi-ganged with other standard Leviton devices
- Back and side wired for easy installation
- Smart chip designed for recognizing and optimizing the charging requirements of your device
- Tamper-Resistant NEC® Compliant shutter mechanism

### Home Theater and Multi-Room Wallplates

Description	Cat. No.
[A] Single-Gang Double Spring-Clip Device Audio/Video Wallplate, standard size, polymer break resistant, box mount	40952-2PW



A

Continued from previous page

### Recessed Devices and Entertainment Box

Description	Cat. No.
Single-Gang Recessed Single Receptacle 15A-125VAC, 2-Pole, 3-Wire — NEMA 5-15R, includes clock hanger hook	00688-00*
Single-Gang Recessed Single Receptacle, Non-Magnetic Stainless Steel 15A-125VAC, 2-Pole, 3-Wire — NEMA 5-15R, includes clock hanger hook	05261-0CH
<b>[A]</b> Single-Gang Recessed Duplex Receptacle 15A-125VAC, 2-Pole, 3-Wire — NEMA 5-15R	00689-00^
Single-Gang Recessed Single Receptacle, Non-Magnetic Stainless Steel 20A-125VAC, 2-Pole, 3-Wire — NEMA 5-20R, includes clock hanger hook	05361-0CH
<b>[B]</b> Dual-Gang Recessed Duplex Receptacle and Openings for six QUICKPORT™ Modules 15A-125VAC, 2-Pole, 3-Wire — NEMA 5-15R (four blank inserts included)	00690-00*
Recessed Entertainment Box w/Low-Profile Frame	47617-REB
<b>[C]</b> Recessed Entertainment Box w/High-Profile Cover	47617-RBH
High-Profile Cover	47617-HPC
Low-Profile Frame	47617-LPF
Replacement Snap-in Plates, 2 per bag	47617-PLT

\*Color: White (W), Ivory (I).

^ Color: White (W), Lt. Almond (T), Ivory (I), Black (E)

### USB Charger/Receptacle

Description	Cat. No.
<b>[D]</b> 30W (6A) USB Dual Type-C/C Power Delivery Wall Outlet Charger with 15A Tamper-Resistant Outlet	T5635-00W
<b>[E]</b> 5.1A USB Type A/Type-C Wall Outlet Charger with 15A Tamper-Resistant Outlet	T5633-00W
<b>[F]</b> USB Charger/Tamper-Resistant Receptacle, White only	T5632-00W



A



B



C



D



E



F

### Color Choices

See charts above for color choices of select items.



White



Light Almond



Ivory



Black



White on White



Navajo Sand



Onyx Black



## Telephone and Video Wallplates

### Features and Benefits

#### Telephone & Video Wallplates

- Provide quick at-the-wall connections for RJ-11 telephone and F-connection video applications
- High-quality ABS plastic or nylon, which provides superior resistance to impacts, chemicals, and solvents as compared to other plastics
- Midway wallplates hide irregular drywall cuts or flaws around outlets
- cULus Listed, fire-retardant material rated UL 94V-0

#### Telephone Wall-Phone Jacks

- Wall-phone jacks available in 4- or 6-conductor models
- Screw terminal or quick-connect termination options
- Quick-connect products include plastic punchdown tool



### Standard Telephone & Video Wallplates

Description	White	Light Almond	Ivory	Brown
<b>[A]</b> Wall Jack, 6P4C	40249-00W	40249-00T	40249-00I	—
<b>[B]</b> Wall Jack, 6P4C + 6P4C	40244-00W	40244-00T	40244-00I	—
<b>[C]</b> Wall Jack, 6P4C + F-connector	40259-00W	40259-00T	40259-00I	—
<b>[D]</b> Wall Jack, F-connector, nylon	80781-00W	80781-00T	80781-00I	—
<b>[E]</b> Wall Jack, F-connector + F-connector	80782-00W	80782-00T	80782-00I	—
Wall Jack, 6P6C	40238-00W	—	—	—
Wall Jack, 6P6C + F-connector	40258-00W	—	—	—

### Midway Telephone & Video Wallplates (Nylon)

Description	White	Light Almond	Ivory	Brown
<b>[F]</b> Wall Jack, 6P4C	40539-PMW	40539-PMT	40539-PMI	40539-PMB
<b>[G]</b> Wall Jack, 6P4C + F-connector	40539-CMW	40539-CMT	40539-CMI	40539-CMB
<b>[H]</b> Wall Jack, F-connector	40539-OMW	40539-OMT	40539-OMI	40539-OMB

### Wall-Phone Jack Wallplates — 110-Style

Description	White	Light Almond	Ivory	Stainless
<b>[I]</b> Wall-Phone Jack, 6P4C quick-connect, plastic with metal base	40253-00W	40253-00T	40253-00I	—
<b>[J]</b> Wall-Phone Jack, 6P4C quick-connect, stainless with metal base	—	—	—	40223-00S

### Wall-Phone Jack Wallplates — Screw Terminal

Description	White	Light Almond	Ivory	Stainless
<b>[K]</b> Wall-Phone Jack, 6P4C screw terminal, plastic with metal base	40257-00W	—	—	—
<b>[L]</b> Wall-Phone Jack, 6P4C screw terminal, plastic with plastic base	40214-00W	40214-00T	40214-00I	—
Wall-Phone Jack, 6P6C screw terminal, stainless with metal base	—	—	—	40226-00S

## Telephone and Video Accessories

### 1- and 2-Gang Wallplate Mounting Brackets

Description	Cat. No.
Wallplate Mounting Brackets, 1-Gang, contractor pack, 10 per unit pack, rack pack carton, 2 per carded unit pack	C0224-0CP
<b>[A]</b> Wallplate Mounting Brackets, 1-Gang, bulk polybag pack, 2 brackets per unit, rack pack carton	C0224-000

### 1-Piece and Crimp-on F-Connectors (Terminates 75 Ohm w/ Crimp-on male F-Connector)

Description	Cat. No.
<b>[B]</b> <b>One-Piece Crimp-on F-Connector for RG6</b> Bulk polybag order in increments of 100, nickel plated	40985-1P6
<b>[C]</b> <b>One-Piece Crimp-on F-Connector for RG-6 Quad Shield</b> Bulk polybag order in increments of 100, nickel plated	40985-0Q6

### Wallplate Accessories

Description	Cat. No.
<b>[D]</b> QuickPort® Shutter Kit (50 shutters) White Label Kit	51084-ICN 51084-XLB
<b>[E]</b> Color Label Kit**	51084-CLB

\*\*Color Label Kit includes Gray, Orange, Red, Yellow, Green, Blue, Purple, and Brown (2 sheets of each color)



A



B, C



D, E



**Related Products**  
For Decora® wallplates **see page P-24.**

# Network Infrastructure Solutions

# Q

Copper Solutions .....	Q-2
Category-Rated & USOC Jacks .....	Q-2
Wallplates & Housings .....	Q-5
Patch Cords & Cable Assemblies .....	Q-20
Patch Panels & Cross Connect Selection Guide ...	Q-27
Patch Panels .....	Q-28
Cross Connect .....	Q-33
Tools & Labeling .....	Q-39
AV Solutions .....	Q-40
IT/AV Systems .....	Q-40
IT/AV Signal Extension .....	Q-43
AV Connectivity .....	Q-46
Fiber Optic Solutions .....	Q-50
Enclosures, Panels & Accessories .....	Q-50
Cassette Patching System .....	Q-65
Patch Cords & Cable Assemblies .....	Q-67
Connectors & Housings .....	Q-69
Tools & Consumables .....	Q-74
Cable Management Solutions .....	Q-76
Versi-Duct™ System .....	Q-76
Cable Managers & Accessories .....	Q-78
Zone Enclosures .....	Q-83
Power Solutions .....	Q-84
Power Distribution Units .....	Q-84




## ATLAS-X1™ Component-Rated UTP & Shielded QUICKPORT™ Jacks

### Features and Benefits

#### ATLAS-X1™ Component-Rated UTP & Shielded QUICKPORT™ Jacks

- Innovative wire manager and door-release levers support quick, repeatable terminations
- Unified form factor and termination method, from Cat 5e to Cat 8
- Tool-free design requires no specialized termination tool
- Patented Retention Force Technology (RFT) protects against time damage and maintains contact force between plug and jack, preventing arcing from intermittent disconnects in PoE applications
- Interchangeable icons available (voice, data, AV, and blank), color-coded to match the jack face
- Jack with internal shutter is available to protect ports from dust, debris, and contaminants
- Shielded jacks provide additional EMI/RFI protection, signal isolation, and alien crosstalk (AXT) suppression
- Tested and approved for use in air-handling spaces (plenum rating) in accordance with UL Standard 2043
- PoE optimized tine geometry prevents arcing damage where plug and jack make contact, extending jack life and ensuring maximum performance (see specification sheets for full PoE capabilities)
- Solid metal body dissipates 53% more heat than plastic, minimizing damage from excess heat in PoE applications




### ATLAS-X1™ UTP QUICKPORT™ Jacks

Description	Jack 1-Pack	Jack w/ Shutters 1-Pack	GREENPACK™ 12-pack
<b>[A]</b> ATLAS-X1™ Cat 6A UTP Jack	6AUJK-R*6	6AUJK-S*6	6AUJK-G^6
<b>[B]</b> ATLAS-X1™ Cat 6 UTP Jack	61UJK-R*6	61UJK-S*6	61UJK-G^6
ATLAS-X1™ Cat 5e UTP Jack	5EUJK-R^5	—	—

### ATLAS-X1™ Shielded QUICKPORT™ Jacks

<b>[G]</b> ATLAS-X1™ Cat 8 Shielded Jack	81SJK-R†8	—	—
<b>[C]</b> ATLAS-X1™ Cat 6A Shielded Jack	6ASJK-R*6	6ASJK-S*6	6ASJK-G~6
<b>[D]</b> ATLAS-X1™ Cat 6 Shielded Jack	61SJK-R*6	61SJK-S*6	61SJK-G~6
ATLAS-X1™ Cat 5e Shielded Jack	5ESJK-R^5	—	—



13 jack colors, with matching-color icons included for easy identification (bulk icons also sold separately)

### ATLAS-X1™ Accessories

Description	Cat. No.
<b>[E]</b> ATLAS-X1™ Bulk Icons (pack of 72)	ICONS-IC*
ATLAS-X1™ UTP Wire Managers, bag of 10, white	AXUJK-BWM
<b>[F]</b> ATLAS-X1™ Shielded Wire Managers, bag of 10, gray	AXSJK-BGM
ATLAS-X1™ Shielded Wire Managers for Cat 8, bag of 10, black	AXSJK-BEM

\* = Colors: Choose from any of the colors below.

† = Colors: Black (E), Gray (G).

^ = Colors: White (W), Black (E), Blue (L).

~ = Colors: White (W), Black (E), Gray (G).

~ = Colors: Black (E), White (W)

**Color Choices** ATLAS-X1™ QUICKPORT™ Jacks are offered in a wide range of colors. To order colors, add suffix to Cat. No.



## EXTREME™ and GIGAMAX™ UTP QUICKPORT™ Jacks

### Features and Benefits

#### EXTREME™ UTP QUICKPORT™ Jacks

- Patented Retention Force Technology (RFT) protects against damage from 4- or 6-pin plugs
- Pair Separation Towers facilitate quick, effective termination
- Compatible with Fluke JackRapid™ Punchdown Tool for quick and easy terminations
- Cat 6A jack includes a patented Cone of Silence™ for additional alien crosstalk (AXT) suppression
- Patented large-format, tear-away, dual-layer wiring guide
- Supports Power over Ethernet (PoE) — see specification sheets for full PoE capabilities

#### GIGAMAX™ UTP QUICKPORT™ Jacks

- Single T568A or T568B wiring labels simplify terminations
- Narrow jack profile for high-density installations
- Compatible with Fluke JackRapid™ Punchdown Tool for quick and easy terminations
- Durable one-piece frame built for longevity
- Supports Power over Ethernet (PoE) — see specification sheet for full PoE capabilities



### EXTREME™ UTP QUICKPORT™ Jacks

Description	Jack 1-Pack	GREENPACK™ 12-Pack	QuickPack™ 25-Pack	QuickPack™ 150-Pack with JackRapid™ Tool	GREENPACK™ 200-pack
<b>[A]</b> EXTREME™ Cat 6A UTP Jacks	6110G-R*6	6110G-G^6	—	—	6110G-2^6
<b>[B]</b> EXTREME™ Cat 6 UTP Jacks	61110-R*6	—	61110-B*6	61110-J*6	61110-2^6
<b>[C]</b> EXTREME™ Cat 5e UTP Jacks	5G110-R*5	—	5G110-B*5	5G110-J*5	—

### GIGAMAX™ Cat 5e UTP QUICKPORT™ Jack

Description	Jack 1-Pack	QuickPack™ 25-Pack	QuickPack™ 150-Pack with JackRapid™ Tool
<b>[D]</b> GIGAMAX™ Cat 5e UTP Jacks	5G108-R*5	5G108-B*5	5G108-J*5

\* = Colors: Choose from any of the colors in the chart below.  
 ^ = Colors: White (W), Black (E), Blue (L).  
 † = Colors: White (W), Black (E).  
 All Leviton Category-Rated Jacks are RoHS Compliant.

### Color Choices

EXTREME™ and GIGAMAX™ Jacks are offered in a wide range of colors. To order colors, add suffix to Cat. No.



### SPOTLIGHT

#### Bulk Packaging

Leviton ATLAS-X1™ Cat 6, Cat 6A, and EXTREME™ Cat 6A Jacks are available in bulk packaging. The convenient packages of 12 jacks, available in shielded and UTP, provide contractors with an efficient option for large-scale projects and installations, with fewer individual parts to manage and less jobsite waste. Each bulk pack features:

- Easy to open, completely recyclable packaging
- Protection for all included components
- Choice of three jack colors for better network planning
- Reduce jobsite waste with no single-use plastics

ATLAS-X1™ and EXTREME™ Jacks are compatible with all Leviton QUICKPORT™ products.



## Plugs, Voice Grade Jacks, & Jack Adapter Bezels

### Features and Benefits

#### Cat 6A Universal Tool-Free Plug

- Cat 6A plug offers easy field termination without special tools
- Terminates from 26- to 22-AWG solid or stranded conductors

#### Cat 6 EZ-RJ45® Plug

- Provides quick UTP wire termination
- Clear housing for wire sequence verification and cable feedthrough plug opening for crimp precision

#### Cat 5/3 & USOC UTP QUICKPORT™ Jacks

- Fit into all QUICKPORT™ wallplates and housings
- Full support of voice and low-speed data applications
- Cat 5/3 and 8P8C USOC accept RJ-45 plugs; 6P6C USOC accepts RJ-11 plugs

#### Jack Adapter Bezels

- Allow QUICKPORT™ connectors to be installed into third-party wallplates and surface-mount boxes
- Bezel color will be visible after installation
- Packaged individually and sold separately from connectors



### Cat 6A and Cat 6 Plugs

Description	Cat. No.
<b>[A]</b> Cat 6A Universal Tool-Free Plug	6APLG-S6A
<b>[B]</b> Cat 6 EZ-RJ45 Plug~	47613-EZ6

### Cat 5/3/USOC UTP QUICKPORT™ Jacks

<b>[C]</b> Cat 5 Jack	41108-R*5
Cat 3 Jack	41108-R*3
USOC Jack, 8P8C	41108-R*8
USOC Jack, 6P6C	41106-R*6

### Jack Adapter Bezels

LexCom Connector Adapter Bezel (jack not included)	AB300-00+
CommScope™ Connector Adapter Bezel (jack not included)	AB100-00+
Clipsal® Connector Adapter Bezel (jack not included)	AB200-00*

\* = Colors: Choose from any of the colors on page **Q-3**.

^ = Colors: White (W), Ivory (I), Orange (O), Blue (L), and Black (E).

+ = Colors: Choose from white or black.

All Leviton Category-Rated and USOC Jacks are RoHS Compliant.

~ = See page **Q-37** for EZ-RJ45 Crimp Tool

**Note:** EZ-RJ45 is a registered trademark of SullStar Technologies, Inc.

**Note:** Clipsal is a registered trademark of Schneider Electric (Australia) Pty Ltd.

## Work Area Labeling Solutions

### Work Area Labeling Solutions

Description	Cat. No.
<b>[D]</b> QUICKPORT™ Shutter Kit (50 shutters)	51084-ICN
<b>[E]</b> Color Label Kit includes Gray, Orange, Red, Yellow, Green, Blue, Purple, and Brown (2 sheets each)	51084-CLB
<b>[F]</b> Labels & Windows for Wallplates and Housings	41080-IDW
Labels and Windows for Stainless-Steel and Angled Wallplates	43080-IDW
<b>[G]</b> Pre-printed Port Labels, black ink, 10 sheets/pkg	41080-LEB



VOICE 1	VOICE 1	VOICE	VOICE
VOICE 1	VOICE 1	DATA	DATA
VOICE 2	VOICE 2	FAX	FAX
VOICE 2	VOICE 2	PRINTER	PRINTER
VOICE 3	VOICE 3	SPARE	SPARE
VOICE 4	VOICE 4		
DATA 1	DATA 1		
DATA 1	DATA 1	1	1
DATA 2	DATA 2	2	2
DATA 2	DATA 2	1	1
DATA 3	DATA 3	1	1
DATA 3	DATA 3	2	2

## QUICKPORT™ and QuickPlate® Plastic Wallplates


### Features and Benefits

#### QUICKPORT™ Standard Plastic Wallplates

- Compatible with all QUICKPORT™ jacks and adapters
- Manufactured from ABS plastic for superior resistance to impact, chemicals, and solvents, as compared to other plastics
- A variety of color choices, with color-matched screws
- cULus Listed, fire-retardant material rated UL 94V-0
- ID windows aid in port identification

#### Single-Gang QuickPlate™ Tempo Wallplates with ID Windows

- Patented rear wings tighten wallplate to wallboard, eliminating the need for a box or mounting brackets and creating a fast, one-step installation
- Wings accommodate wallboard thickness of 5/8" or less
- ID windows act as marking template for cutting hole in wallboard
- cULus Listed, fire-retardant plastic rated UL 94V-0
- Country of Origin: USA



#### [A] QUICKPORT™ Single-Gang Wallplates

Description	White	Lt. Almond	Ivory	Gray	Black	Brown
6-Port Wallplate	41080-6WP	41080-6TP	41080-6IP	41080-6GP	41080-6EP	41080-6BP
4-Port Wallplate	41080-4WP	41080-4TP	41080-4IP	41080-4GP	41080-4EP	41080-4BP
3-Port Wallplate	41080-3WP	41080-3TP	41080-3IP	41080-3GP	41080-3EP	41080-3BP
2-Port Wallplate	41080-2WP	41080-2TP	41080-2IP	41080-2GP	41080-2EP	41080-2BP
1-Port Wallplate	41080-1WP	41080-1TP	41080-1IP	41080-1GP	41080-1EP	41080-1BP

#### [B] QUICKPORT™ Single-Gang Wallplates with ID Windows

6-Port Wallplate	42080-6WS	42080-6TS	42080-6IS	42080-6GS	42080-6ES	—
4-Port Wallplate	42080-4WS	42080-4TS	42080-4IS	42080-4GS	42080-4ES	—
3-Port Wallplate	42080-3WS	42080-3TS	42080-3IS	42080-3GS	42080-3ES	—
2-Port Wallplate	42080-2WS	42080-2TS	42080-2IS	42080-2GS	42080-2ES	—
1-Port Wallplate*	42080-1WS	42080-1TS	42080-1IS	42080-1GS	42080-1ES	—

#### [C] QuickPlate™ Tempo Single-Gang Wallplates with ID Windows

2-Port Wallplate	42090-2WS	—	—	—	—	—
4-Port Wallplate	42090-4WS	—	—	—	—	—

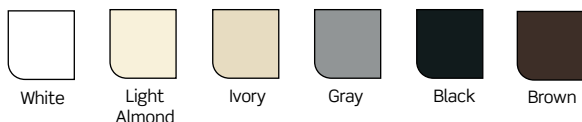
#### [D] QUICKPORT™ Dual-Gang Wallplates with ID Windows

12-Port Wallplate	42080-12W	42080-12T	42080-12I	42080-12G	42080-12E	—
8-Port Wallplate	42080-8WP	42080-8TP	42080-8IP	42080-8GP	42080-8EP	—
6-Port Wallplate	42080-6WP	42080-6TP	42080-6IP	42080-6GP	42080-6EP	—
4-Port Wallplate	42080-4WP	42080-4TP	42080-4IP	42080-4GP	42080-4EP	—
3-Port Wallplate	42080-3WP	42080-3TP	42080-3IP	42080-3GP	42080-3EP	—
2-Port Wallplate**	42080-2WP	42080-2TP	42080-2IP	42080-2GP	42080-2EP	—
1-Port Wallplate**	42080-1WP	42080-1TP	42080-1IP	42080-1GP	42080-1EP	—

Wallplates are sold empty. \*Single-gang 1-Port Wallplate has only one ID window on top.  
\*\*Dual-gang 1- and 2-Port Wallplates have only two ID windows on top

### Color Choices

QUICKPORT™ wallplates are offered in a wide range of colors.



#### Related Products

For QUICKPORT™ Jacks  
see pages Q-2 to Q-4.  
For work area labeling solutions  
see page Q-4.

### QUICKPORT™ Stainless-Steel Wallplates

#### Features and Benefits

- Compatible with all QUICKPORT™ adapters and jacks, including shielded
- Manufactured from 304 stainless steel in a brushed finish to provide corrosion resistance in a non-magnetic material
- Available in single- and dual-gang, with or without ID windows
- Angled wallplate ports facilitate proper front and rear cable bend radius
- Wall-phone wallplates are available in flush and recessed options to accommodate various phone styles
- cULus Listed



QUICKPORT™ Single-Gang Stainless-Steel Wallplates		
Description	Standard	w/ ID Window
6-Port Wallplate	43080-1S6	43080-1L6
4-Port Wallplate	43080-1S4	43080-1L4
3-Port Wallplate	43080-1S3	43080-1L3
2-Port Wallplate	43080-1S2	43080-1L2
1-Port Wallplate	43080-1S1	[A] 43080-1L1

QUICKPORT™ Dual-Gang Stainless-Steel Wallplates		
Description	Standard	w/ ID Window
12-Port Wallplate	43080-S12	—
8-Port Wallplate	43080-2S8	43080-2L8
6-Port Wallplate	43080-2S6	—
4-Port Wallplate	43080-2S4	[B] 43080-2L4
2-Port Wallplate	43080-2S2	—

Identification windows	
Description	Cat. No.
QuickPlate® Tempo and plastic QUICKPORT™ Wallplates	42080-SCx
QUICKPORT™ Stainless-Steel and Angled Wallplates	42081-IDx°

x = Colors: White (W), Ivory (I), Light Almond (T), Gray (G), Black (E)  
 ° = Not available in gray

QUICKPORT™ Angled Stainless-Steel Wallplates w/ID Windows	
Description	Cat. No.
2-Port Angled Wallplate, single-gang	43081-1L2
4-Port Angled Wallplate, single-gang	43081-1L4
[C] 4-Port Angled Wallplate, dual-gang	43081-2L4
8-Port Angled Wallplate, dual-gang	43081-2L8

QUICKPORT™ Stainless-Steel Wall-Phone Wallplates	
Description	Cat. No.
[D] Wall-Phone Wallplate	4108W-OSP
Wall-Phone Wallplate, recessed	4108W-1SP

Labels	
Description	Cat. No.
Label Kit for QUICKPORT™ Stainless-Steel Wallplates*	43080-IDW
Pre-printed Port Labels, black ink, 10 sheets per package	41080-LEB

\* = Also applicable to ID window wallplates on page Q-5.  
 See page Q-4 for work area labeling solutions



#### Related Products

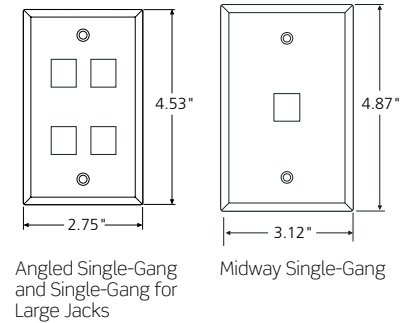
For QUICKPORT™ Jacks **see pages Q-2 to Q-4.**  
 For voice-grade Wall-Phone Jacks **see page Q-16.**



## QUICKPORT™ Angled, Midway, & Large Jack Wallplates

### Features and Benefits

- Angled and large jack wallplates are high-quality ABS plastic, which provides superior resistance to impacts, chemicals, and solvents as compared to other plastics
- Angled wallplates facilitate optimal cable management and ensure proper bend radius in front and back of connector
- Midway wallplates are durable nylon with a smooth finish and help to hide irregular drywall cuts or flaws around outlets
- Large jack wallplates feature increased vertical spacing between ports
- cULus Listed, fire-retardant material rated UL 94V-0



### [A] QUICKPORT™ Angled Single-Gang Wallplates

Description	White	Lt. Almond	Ivory	Black
4-Port Wallplate	41081-4WP	41081-4TP	41081-4IP	—
2-Port Wallplate	41081-2WP	41081-2TP	41081-2IP	—
4-Port Wallplate, w/ ID windows	42081-4WS	42081-4TS	42081-4IS	42081-4ES
2-Port Wallplate, w/ ID windows	42081-2WS	42081-2TS	42081-2IS	—
1-Port Wallplate, w/ ID windows	42081-1WS	42081-1TS	42081-1IS	—

### [B] QUICKPORT™ Midway Single-Gang Wallplates

Description	White	Lt. Almond	Ivory	Brown
6-Port Wallplate	41091-6WN	41091-6TN	41091-6IN	41091-6BN
4-Port Wallplate	41091-4WN	41091-4TN	41091-4IN	41091-4BN
3-Port Wallplate	41091-3WN	41091-3TN	41091-3IN	41091-3BN
2-Port Wallplate	41091-2WN	41091-2TN	41091-2IN	41091-2BN
1-Port Wallplate	41091-1WN	41091-1TN	41091-1IN	41091-1BN

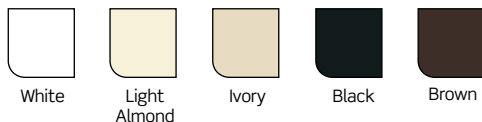
### [C] QUICKPORT™ Single-Gang Wallplates for Large Jacks

Description	White	Lt. Almond	Ivory
4-Port Wallplate	41080-4WL	41080-4TL	41080-4IL
2-Port Wallplate	41080-2WL	41080-2TL	41080-2IL
4-Port Wallplate, w/ ID windows	42080-4WL	42080-4TL	42080-4IL
2-Port Wallplate, w/ ID windows	42080-2WL	42080-2TL	42080-2IL

### [D] QUICKPORT™ Wallplates

Description	White
3-Port Horizontal Wallplate, with ID window	42070-3WS
2-Port Horizontal Wallplate	41070-2WS

**Color Choices** QUICKPORT™ wallplates are offered in four colors.



### Related Products

For work area labeling solutions **see page Q-4.**

## QUICKPORT™ Inserts and Floor Box Assemblies

### Features and Benefits

#### QUICKPORT™ Decora® & Duplex Inserts


- Combine voice, data, and AV jacks and couplers in popular Decora® and Duplex wallplate formats
- Decora® inserts are compatible with Decora® wallplates

#### QUICKPORT™ Floor Box Assemblies

- Combine voice, data, and AV jacks and couplers in convenient in-floor locations
- Floor box assemblies include brass wallplate and screw cap
- Inserts and jacks are Ivory



Inserts fit Decora® and 106-style Duplex wallplates found on pages **Q-8** and **Q-18**.



### QUICKPORT™ Decora® Multimedia Inserts

Description	White	Lt. Almond	Ivory	Gray	Black	Brown
<b>[A]</b> 6-Port Insert	41646-00W	41646-00T	41646-00I	41646-0GY	41646-00E	41646-00B
<b>[B]</b> 4-Port Insert	41644-00W	41644-00T	41644-00I	41644-0GY	41644-00E	41644-00B
<b>[C]</b> 3-Port Insert	41643-00W	41643-00T	41643-00I	41643-0GY	41643-00E	41643-00B
<b>[D]</b> 2-Port Insert	41642-00W	41642-00T	41642-00I	41642-0GY	41642-00E	41642-00B
<b>[E]</b> 1-Port Insert	41641-00W	41641-00T	41641-00I	41641-0GY	41641-00E	41641-00B
Blank Insert	80414-00W	80414-00T	80414-00I	80414-0GY	80414-00E	80414-000
<b>[F]</b> Brush Insert, Passthrough	41075-DBW*	—	—	—	41075-DBE*	—

### QUICKPORT™ Antimicrobial Treated Decora® Inserts

Description	1-Port	2-Port	3-Port	4-Port	6-Port
Antimicrobial Treated Inserts	41641-0AW	41642-0AW	41643-0AW	41644-0AW	41646-0AW

### QUICKPORT™ Decora® Type 106 Duplex Inserts

Description	White	Lt. Almond	Ivory	Gray	Black
<b>[G]</b> 2-Port Duplex Insert	41087-2WP	41087-2TP	41087-2IP	41087-2GP	41087-2EP
<b>[H]</b> 4-Port Duplex Insert	41087-QWP	41087-QTP	41087-QIP	41087-QGP	41087-QEP

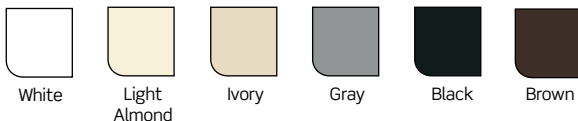
### QUICKPORT™ Floor Box Assembly with Insert, Brass Plate and Screw Cap

Description	Cat. No.
Floor Box Assembly, one F-connector coupler, one blank module	41650-00F
Floor Box Assembly, one 6P6C jack, one blank module	41650-006
Floor Box Assembly, one blank module, 1 open port	41652-000
<b>[I]</b> Floor Box Assembly, two 6P6C jacks	41652-006
Floor Box Assembly, one 6P6C jack, one F-connector coupler	41652-06F

Inserts A-H are sold empty. Floor Box Assemblies sold as complete kits only, individual components not sold separately.

\* = Brush color is white for 41075-DBW and black for 41075-DBE, only brush is visible when installed

**Color Choices** QUICKPORT™ Decora® inserts are offered in a wide range of colors.



#### Related Products


For QUICKPORT™ Jacks see pages **Q-2** to **Q-4**.

For Decora® and 106-style duplex wallplates see pages **Q-8** and **Q-18**.

For work area labeling solutions see page **Q-4**.

## Decora® Wallplates

Decora® wallplates accept a variety of inserts for voice, data, and video applications. The most common wallplates are shown here in a variety of materials and dimensions. Numerous additional configurations are available; call 800.722.2082 or for more information visit [leviton.com](http://leviton.com).

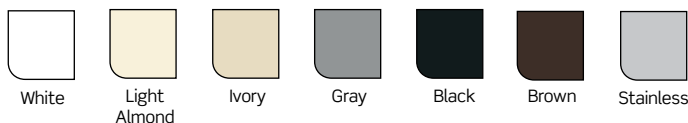


Decora® Single-Gang Wallplates							
Description	White	Lt. Almond	Ivory	Gray	Black	Brown	Stainless
<b>[A]</b> Decora®, standard size, urea	80401-00W	80401-00T	80401-00I	80401-0GY	80401-00E	80401-000	—
Decora®, standard size, nylon	80401-0NW	80401-0NT	80401-0NI	80401-0NGY	80401-0NE	80401-00N	—
<b>[B]</b> Decora®, standard size, stainless	—	—	—	—	—	—	84401-040
<b>[C]</b> Decora®, midway, urea	80601-00W	80601-00T	80601-00I	—	—	80601-000	—
Decora®, midway, nylon	0PJ26-00W	0PJ26-00T	0PJ26-00I	0PJ26-0GY	0PJ26-00E	0PJ26-000	—

Decora® Dual-Gang Wallplates							
Description	White	Lt. Almond	Ivory	Gray	Black	Brown	Stainless
<b>[D]</b> Decora®, standard size, urea	80409-00W	80409-00T	80409-00I	80409-0GY	80409-00E	80409-000	—
Decora®, standard size, nylon	80409-0NW	80409-0NT	80409-0NI	80409-0NGY	80409-0NE	80409-00N	—
<b>[E]</b> Decora®, standard size, stainless	—	—	—	—	—	—	84409-040
<b>[F]</b> Decora®, midway, urea	80609-00W	80609-00T	80609-00I	—	—	80609-000	—
Decora®, midway, nylon	PJ262-00W	PJ262-00T	PJ262-00I	PJ262-0GY	PJ262-00E	PJ262-000	—

**Color Choices** Decora® wallplates are offered in a wide range of colors.



## QUICKPORT™ Boxes and Furniture Products

### Features and Benefits

#### QUICKPORT™ Boxes

- Surface-mount boxes and back boxes have breakouts to match common raceway systems and cable entry
- One-, two-, and four-port surface-mount boxes are plenum rated (compliant with NEC 300-22 (b)(c))
- Mounts with screws or adhesive mounting tape (both provided), or with magnets or modular furniture brackets (sold separately)
- 4S089 products are designed to work with Leviton shielded or UTP Cat 6A jacks to allow proper bend-radius control. 1- and 2-port 41089 and 4S089 products are designed to work with Leviton shielded or UTP Cat 6A jacks and cables to allow proper bend-radius control.

#### QUICKPORT™ DIN Rail-Mount Box

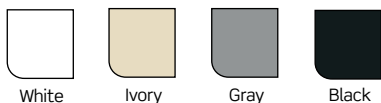
- Provide an ideal network patching location for industrial automation and control panels
- Compatible with standard and low-profile 35 mm symmetrical DIN rails and 32 mm asymmetrical DIN rails
- Accept one QUICKPORT™ Decora® Insert with one, two, three, four, or six ports
- Box depth suitable for Cat 5e or Cat 6 applications

#### QUICKPORT™ Modular Furniture Products

- Simple snap-in installation and attractive streamlined appearance
- Furniture wallplates accept QUICKPORT™ couplers and snap easily and snugly into standard modular furniture
- Modular Furniture Brackets facilitate installation of Leviton surface-mount boxes or wallplates with back boxes



**Color Choices** Leviton surface-mount boxes are offered in four colors.



Continued on next page

Continued from previous page

QUICKPORT™ Surface-Mount Boxes						
Description	White	Ivory	Lt. Almond	Gray	Black	
<b>[A]</b> 12-Port Surface-Mount Box, 7.60" W x 5.02" D x 1.13" H	41089-12W	41089-12I	—	—	41089-12E	
<b>[B]</b> 6-Port Surface-Mount Box, 6.38" W x 3.22" D x 1.08" H	41089-6WP	41089-6IP	—	—	41089-6EP	
<b>[C]</b> 4-Port Surface-Mount Box, 4.77" W x 3.21" D x 1.05" H	41089-4WP	41089-4IP	—	41089-4GP	41089-4EP	
<b>[D]</b> 2-Port Surface-Mount Box, 2.52" W x 2.22" D x 1.10" H	41089-2WP	41089-2IP	41089-2TP	41089-2GP	41089-2EP	
<b>[E]</b> 1-Port Surface-Mount Box, 1.42" W x 2.22" D x 1.10" H	41089-1WP	41089-1IP	—	41089-1GP	41089-1EP	
<b>[F]</b> 2-Port Surface-Mount Box for Shielded Connectors*, 2.5" W x 3.00" D x 1.22" H	4S089-2WP	4S089-2IP	—	—	—	
<b>[G]</b> 4-Port Surface-Mount Box for Shielded Connectors*, 5.6" W x 5.20" D x 1.22" H	4S089-4WP	4S089-4IP	—	—	—	

\*For shielded jacks and large bend radius cables

Single- and Dual-Gang Surface-Mount Boxes					
Description	White	Ivory	Gray	Black	
<b>[H]</b> Single-Gang Standard Back Box, 4.72" H x 2.96" W x 1.89" D	42777-1WA	42777-1IA	42777-1GA	42777-1EA	
<b>[I]</b> Single-Gang Shallow Back Box, 4.72" H x 2.96" W x 1.45" D	42777-1WB	42777-1IB	42777-1GB	42777-1EB	
<b>[J]</b> Dual-Gang Standard Back Box, 4.72" H x 4.77" W x 1.89" D	42777-2WA	42777-2IA	—	42777-2EA	
<b>[K]</b> Dual-Gang Shallow Back Box, 4.72" H x 4.77" W x 1.45" D	42777-2WB	—	42777-2GB	—	

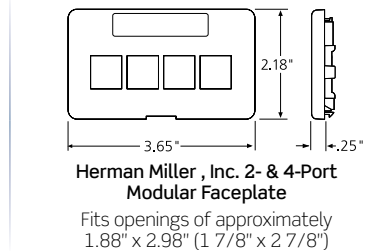
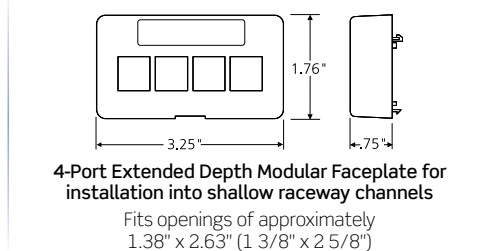
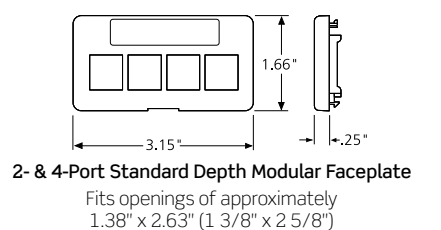
Magnets		
Description	Cat. No.	
<b>[L]</b> Set of 4 Magnets, 1.00" H x 0.84" W x 0.30" D Use one magnet for 2-port surface-mount housing. Use two magnets for 4-, 6-, and 12-port surface-mount housings and single- and dual-gang surface-mount back boxes.	41030-SMJ	

Modular Furniture Brackets		
Description	Cat. No.	
<b>[M]</b> Furniture Bracket for Series 9000®, Haworth®, Inc., Knoll Associates, Inc., Allsteel®, Westinghouse Electric Corp., and Teknion Furniture Systems, Inc.	49222-BLK	
<b>[N]</b> Ethospace® and Steelcase Avenir®	49222-ESP	
<b>[O]</b> Action Office®	49222-HAO	

QUICKPORT™ Modular Furniture Faceplates					
Description	White	Ivory	Gray	Black	
2-Port Standard Depth*	49910-SW2	49910-SI2	49910-SG2	49910-SE2	
<b>[P]</b> 4-Port Standard Depth w/ 1 QUICKPORT™ Blank*	49910-SW4	49910-SI4	49910-SG4	49910-SE4	
4-Port Extended Depth w/ 1 QUICKPORT™ Blank*	49910-EW4	49910-EI4	49910-EG4	49910-EE4	
2-Port Herman Miller, Inc.†	49910-HW2	49910-HI2	49910-HG2	49910-HE2	
<b>[Q]</b> 4-Port Herman Miller, Inc. w/ 1 QUICKPORT™ Blank†	49910-HW4	49910-HI4	49910-HG4	49910-HE4	

QUICKPORT™ DIN Rail-Mount Boxes		
Description	Cat. No.	
DIN Rail-Mount Box, Empty	41089-ODN	
Universal QUICKPORT™ 42089-1DN DIN Rail Module	42089-1DN	
<b>[R]</b> DIN Rail-Mount Box, with 6-port QUICKPORT™ Decora® Insert	41089-6DN	

QUICKPORT™ Jacks not included. Available in black only.  
 \* = Fits openings of approximately 1.38" x 2.63" to 2.98"  
 † = Fits openings of approximately 1.88" x 2.98"



Standard and extended depth faceplates are compatible when used with Herman Miller, Inc. G1189A Reducer, available from Herman Miller, Inc. dealers

## QUICKPORT™ In-Ceiling and In-Wall Brackets


### Features and Benefits

#### In-Ceiling Bracket

- Helps create a testable permanent link for cabling that terminates above a drop ceiling without using a traditional wallplate
- Brackets available individually or with pre-installed multi-function clip that attaches to standard drop wire or rod
- VELCRO® Brand tie-down points accommodate cabling slack loops
- Plenum-rated QUICKPORT™ one-port and two-port surface-mount boxes (sold separately) attach to brackets and are ideal for use in drop ceiling areas

#### In-Wall Bracket

- Helps create a testable permanent link for cabling that terminates in the wall without using a traditional wallplate
- Provides a stable mounting surface for jacks that is recessed behind the wall surface
- Ideal for supporting Ethernet-enabled devices — such as wireless access points (WAPs), cameras, or clocks — that mount to electrical or low-voltage boxes or directly to the wall
- Available as a set of five brackets, or individually kitted with a single-gang



### QUICKPORT™ In-Wall and In-Ceiling Brackets

Description	Cat. No.
[A] QUICKPORT™ In-Ceiling Bracket, includes clip for drop wire/rod mounting	49223-CBC
[B] QUICKPORT™ In-Ceiling Bracket, no clip	49223-CB0
[C] QUICKPORT™ In-Wall Brackets (set of 5)	49223-BA5
[D] QUICKPORT™ In-Wall Bracket Kit, includes bracket and single-gang Wallplate Mounting Bracket	49223-BAK

### Wallplate Accessories

Description	Cat. No.
[E] Wallplate Mounting Brackets, single-gang, bag of 2	C0224-000
Wallplate Mounting Brackets, single-gang, bag of 10	C0224-0CP


VELCRO® is a registered trademark of Velcro BVBA. Used with permission.



QUICKPORT™ In-Ceiling Bracket loaded with ATLAS-X1™ Cat 6A QUICKPORT™ Jacks



Two In-Wall Brackets



QUICKPORT™ In-Ceiling Bracket with clip, loaded with ATLAS-X1™ Cat 6A QUICKPORT™ Jacks

### SPOTLIGHT

#### The VXC™ Plenum Assembly

The VXC Plenum Assembly creates a cost-effective method for terminating cables for wireless access points, video cameras, and other ceiling mounted devices. This Cat 6A rated assembly includes a VXC Coupler (also sold separately) that creates a durable connection without the need for punchdown or other proprietary tools. It also includes a standard size plug and flexible stranded patch cable. The assembly is plenum-rated and can be used in riser and plenum applications. For more information see Page **Q-22**.



## DuraPort™ Industrial Connectivity

### Features and Benefits

#### DuraPort™ Jack Housing

- Twist-lock mating allows for easy installation and provides a robust seal
- Compatible with all ATLAS-X1™ and EXTREME™ QUICKPORT™ Jacks (sold separately)
- Captive cap with retainer protects and seals unused ports

#### DuraPort™ Stainless-Steel Wallplates

- Patented overmolded gasket on wallplates provides a watertight fit
- Compatible with standard NEMA boxes
- Safeguards network in severe conditions and resists moisture, dust, corrosion, acids, oils, and vibration
- Provides a complete seal without o-rings
- Help position and retain screws during installation

#### DuraPort™ Outlet Kit

- DuraPort™ components assembled for added convenience
- Kits include jack housing, cap, and stainless-steel wallplate
- Patch cords and QUICKPORT™ Jacks are sold separately

#### DuraPort™ Patch Cords

- Available in industrial plug to industrial plug, and industrial plug to RJ-45 plug configurations
- Cat 6A shielded and Cat 6 UTP available in 3' to 50' lengths, black
- Compatible with Leviton heavy duty Weatherproof Boxes, available in single-gang (1GM53, 1GM73) and two-gang (2GM53, 2GM55, 2GM73, 2GM75) configurations



### IP67-Rated Ingress Protection

IP ratings are based on International Standard IEC 60529. All DuraPort™ products are IP67-rated as highlighted in the charts.

#### Protection Against Solid Objects

- |   |                                   |
|---|-----------------------------------|
| 0 | None                              |
| 1 | Solid objects larger than 50 mm   |
| 2 | Solid objects larger than 12.5 mm |
| 3 | Solid objects larger than 2.5 mm  |
| 4 | Solid objects larger than 1.0 mm  |
| 5 | Dust                              |
| 6 | <b>Dust tight</b>                 |

#### Protection Against Water

- |   |  |
|---|--|
| 0 | None   |
| 1 | Vertically falling water drops                   |
| 2 | Vertically falling water drops (up to 15° angle) |
| 3 | Spraying water                                   |
| 4 | Splashing water                                  |
| 5 | Water jets                                       |
| 6 | Powerful water jets                              |
| 7 | <b>Temporary immersion in water</b>              |
| 8 | Continuous immersion in water                    |

*Continued on next page*

Continued from previous page

### DuraPort™ Industrial Jack Housings

Description	Cat. No.
<b>[A]</b> Housing with Cap (jack sold separately)	D6700-00E
Cap (housing not included)	D6701-00E

### DuraPort™ Industrial Stainless-Steel Wallplates

Description	Cat. No.
<b>[B]</b> Industrial Wallplate, stainless steel, 1-port, single-gang	D6710-1S1
<b>[C]</b> Industrial Wallplate, stainless steel, 2-port, single-gang	D6710-1S2
<b>[D]</b> Industrial Wallplate, stainless steel, 2-port, dual-gang	D6710-2S2
<b>[E]</b> Industrial Wallplate, stainless steel, 4-port, dual-gang	D6710-2S4

### DuraPort™ Industrial Patch Cords, Cat 6

Description	Cat. No.
<b>[F]</b> DuraPort™ Plug to DuraPort™ Plug	D6720-xxE
<b>[G]</b> DuraPort™ Plug to RJ-45 Plug	D6721-xxE

### DuraPort™ Industrial Patch Cords, Cat 6A Shielded\*


Description	Cat. No.
Industrial Plug to Industrial Plug	D6722-xxE
Industrial Plug to RJ-45 Plug	D6723-xxE

### DuraPort™ Industrial Outlet Kits

Description	Cat. No.
Industrial Outlet Kit, stainless steel, 1-port, single-gang	D670K-1S1
<b>[H]</b> Industrial Outlet Kit, stainless steel, 2-port, single-gang	D670K-1S2
Industrial Outlet Kit, stainless steel, 2-port, dual-gang	D670K-2S2
<b>[I]</b> Industrial Outlet Kit, stainless steel, 4-port, dual-gang	D670K-2S4

xx = length in feet: 03, 05, 07, 10, 15, 20, 50  
 \* = Cat 6A also available in 35 foot length

Network Infrastructure Solutions

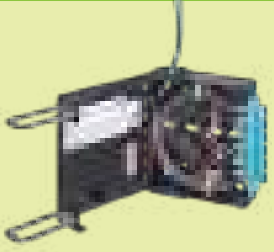



### SPOTLIGHT

#### Connectivity for DIN Rail Mounting

The compact DIN Rail-Mount Box (41089-6DN) provides an ideal network patching solution for Cat 5e or Cat 6 cabling systems. The box accepts a Leviton QUICKPORT™ Decora™ Insert, available with 1, 2, 3, 4, or 6 ports. It allows for orientation of the cable access port at the top or bottom, increasing flexibility of cabling within a tight control enclosure.

For fiber cabling, you can use the Leviton SDX Mini Wall-Mount Enclosure (5WMNT-01C) for DIN rail mounting. The mini enclosure houses up to 24 fibers (LC), and can accommodate field terminated connectors, splicing, or pre-terminated fiber trunks and assemblies. Learn more on **pages Q-10 to Q-11.**



## Decora® Telephone and Video Wallplates and Inserts

### Features and Benefits

- 6P4C models feature lead-frame design for improved reliability and simple installation
- Decora® inserts are compatible with Decora® wallplates and Decora Plus™ screwless wallplates
- Decora® wallplate assemblies include a Decora® insert and matching Decora® wallplate
- Decora® Kits include a 1- or 2-port QUICKPORT™ Decora® insert and snap-in USOC or F-type QUICKPORT™ couplers
- Inserts, assemblies, and kits are cULus Listed and rated UL 94V-0



Inserts fit Decora® wallplates found on page **Q-9**



### Decora® Standard Telephone and Video Wallplate Assemblies (Wallplate Included)

Description	White
<b>[A]</b> Wall Jack, 6P4C + 6P4C	40144-00W
<b>[B]</b> Wall Jack, 6P4C + F-connector	40159-00W

### Decora® Telephone and Video Inserts (Wallplate Not Included)

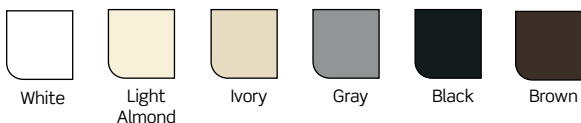
Description	White	Lt. Almond	Ivory	Gray	Black	Brown
<b>[C]</b> Wall Jack, 6P4C	40649-00W	40649-00T	40649-00I	40649-0GY	40649-00E	40649-000
<b>[D]</b> Wall Jack, 6P4C + F-connector	40659-00W	—	—	—	—	—
<b>[E]</b> Wall Jack, F-connector	40681-00W	40681-00T	40681-00I	40681-0GY	—	40681-00B
<b>[F]</b> Wall Jack, F-connector + F-connector	40682-00W	—	—	—	—	—

### Decora® Telephone and Video Insert Kits (Wallplate Not Included)

Description	White	Lt. Almond	Ivory	Gray	Black
Wall Jack, 6P6C (QUICKPORT™ insert with snap-in jack)	41638-00W	—	—	—	—
Wall Jack, 6P6C + F-connector (QUICKPORT™ insert with snap-in jack and snap-in F-connector)	41658-00W	—	41658-00I	—	—

### Color Choices

QUICKPORT™ wallplates and inserts are offered in a wide range of colors.

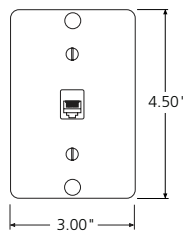


**Related Products**  
For Decora® wallplates  
see page **Q-9**.

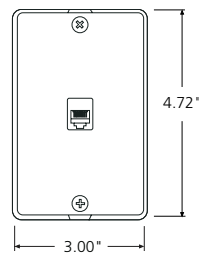
## Telephone Wall-Phone Jacks

### Features and Benefits

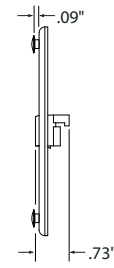
- Wall-phone jacks available in 4- or 6- conductor models
- Screw terminal or quick-connect termination options
- Quick-connect products include plastic punchdown tool



Quick-connect Wall-Phone Jack



Screw Terminal Wall-Phone Jack



Side View Wall-Phone Jack



A



B



C



D

### Wall-Phone Jack Wallplates — 110-Style

Description	White	Lt. Almond	Ivory	Stainless
<b>[A]</b> Wall-Phone Jack, 6P4C quick-connect, plastic w/metal base	40253-00W	40253-00T	40253-00I	—
<b>[B]</b> Wall-Phone Jack, 6P4C quick-connect, stainless w/metal base	—	—	—	40223-00S

### Wall-Phone Jack Wallplates — Screw Terminal

Description	White	Lt. Almond	Ivory	Stainless
<b>[C]</b> Wall-Phone Jack, 6P4C screw terminal, plastic w/metal base	40257-00W	—	—	—
<b>[D]</b> Wall-Phone Jack, 6P4C screw terminal, plastic w/plastic base	40214-00W	40214-00T	40214-00I	—
Wall-Phone Jack, 6P6C screw terminal, stainless w/metal base	—	—	—	40226-00S

**Color Choices** Wall-phone jack wallplates are offered in four colors.



White



Light Almond



Ivory

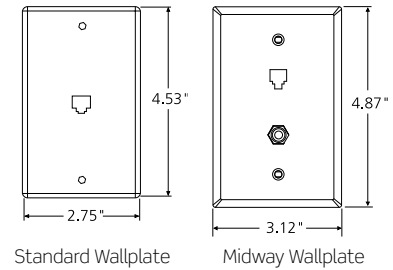


Stainless

## Telephone & Video Wallplates

### Features and Benefits

- Provide quick, at-the-wall connections for RJ-11 telephone and F-connection video applications
- High-quality ABS plastic or nylon, which provides superior resistance to impacts, chemicals, and solvents as compared to other plastics
- Midway wallplates hide irregular drywall cuts or flaws around outlets
- cULus Listed, fire-retardant material rated UL 94V-0



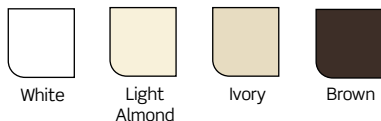
### Standard Telephone and Video Wallplates

Description	White	Lt. Almond	Ivory
<b>[A]</b> Wall Jack, 6P4C	40249-00W	40249-00T	40249-00I
<b>[B]</b> Wall Jack, 6P4C + 6P4C	40244-00W	40244-00T	40244-00I
<b>[C]</b> Wall Jack, 6P4C + F-connector	40259-00W	40259-00T	40259-00I
<b>[D]</b> Wall Jack, F-connector	80781-00W	80781-00T	80781-00I
<b>[E]</b> Wall Jack, F-connector + F-connector	80782-00W	80782-00T	80782-00I
Wall Jack, 6P6C	40238-00W	—	—
Wall Jack, 6P6C + F-connector	40258-00W	—	—

### Midway Telephone and Video Wallplates (Nylon)


Description	White	Lt. Almond	Ivory	Brown
<b>[F]</b> Wall Jack, 6P4C	40539-PMW	40539-PMT	40539-PMI	40539-PMB
<b>[G]</b> Wall Jack, 6P4C + F-connector	40539-CMW	40539-CMT	40539-CMI	40539-CMB
<b>[H]</b> Wall Jack, F-connector	40539-0MW	40539-0MT	40539-0MI	40539-0MB

**Color Choices** Telephone and video wallplates are offered in four colors.



### Duplex, Round Opening & Blank Wallplates

Standard 106-style duplex receptacle wallplates accept QUICKPORT™ footprint inserts with either two or four openings (see page **Q-8**). Round opening wallplates accept 110-style or screw terminal inserts (see page **Q-19**). Stainless wallplates are constructed of type 302 stainless steel.



#### Duplex Single-Gang Wallplates

Description	White	Lt. Almond	Ivory	Gray	Black	Brown	Stainless
<b>[A]</b> Duplex, standard size, urea	88003-000	78003-000	86003-000	87003-000	—	85003-000	—
Duplex, standard size, nylon	80703-00W	—	80703-00I	80703-0GY	80703-00E	80703-000	—
<b>[B]</b> Duplex, standard size, stainless	—	—	—	—	—	—	84003-040
<b>[C]</b> Duplex, midway, urea	80503-00W	80503-00T	80503-00I	—	—	80503-000	—
Duplex, midway, nylon	00PJ8-00W	00PJ8-00T	00PJ8-00I	00PJ8-0GY	00PJ8-00E	00PJ8-000	—

#### Duplex Dual-Gang Wallplates

Description	White	Lt. Almond	Ivory	Gray	Black	Brown	Stainless
<b>[D]</b> Duplex, standard size, urea	88016-000	78016-000	86016-000	87016-000	—	85016-000	—
Duplex, standard size, nylon	80716-00W	80716-00T	80716-00I	80716-0GY	80716-00E	80716-000	—
<b>[E]</b> Duplex, standard size, stainless	—	—	—	—	—	—	84016-040
<b>[F]</b> Duplex, midway, urea	80516-00W	80516-00T	80516-00I	—	—	80516-000	—
Duplex, midway, nylon	0PJ82-00W	0PJ82-00T	0PJ82-00I	0PJ82-0GY	0PJ82-00E	0PJ82-000	—

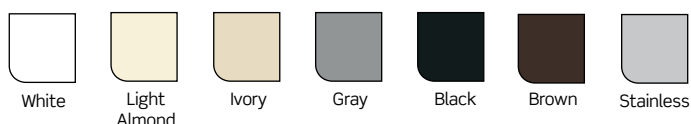
#### Round Opening Single-Gang Wallplates

Description	White	Lt. Almond	Ivory	Gray	Black	Brown	Stainless
<b>[G]</b> Round Opening, standard size, urea	88004-000	78004-000	86004-000	—	—	85004-000	—
Round Opening, standard size, nylon	80704-00W	80704-00T	80704-00I	80704-0GY	80704-00E	80704-000	—
<b>[H]</b> Round Opening, standard size, stainless	—	—	—	—	—	—	84004-040
<b>[I]</b> Round Opening, midway, urea	80504-00W	80504-00T	80504-00I	—	—	80504-000	—
Round Opening, midway, nylon	00PJ7-00W	00PJ7-00T	00PJ7-00I	—	—	—	—

#### Single- and Dual-Gang Blank Wallplates

Description	White	Lt. Almond	Ivory	Gray	Black	Brown	Stainless
<b>[J]</b> Single-Gang Blank Wallplate	88014-000	78014-000	86014-000	87014-000	—	85014-000	84014-040
<b>[K]</b> Dual-Gang Blank Wallplate	88025-000	78025-000	86025-000	87025-000	—	85025-000	84025-040

**Color Choices** Decora® wallplates are offered in a wide range of colors.



## Round Telephone Inserts & Surface-Mount Boxes

### Features and Benefits

#### Round Telephone Inserts & Surface-Mount Boxes

- Round inserts available with screw terminal or 110 terminations
- See page **Q-18** for wallplates with round openings
- Surface-mount boxes feature 4-, 6-, and 8-conductor screw terminal connections
- Shorting bar option for use with monitored home security systems



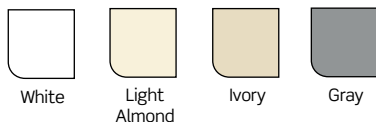
### Round Telephone Inserts

Description	Ivory
<b>[A]</b> Round Insert, 6P4C, 110 termination	41054-IDD
<b>[B]</b> Round Insert, 6P4C, screw terminal	40201-00I

### Surface-Mount Telephone Boxes

Description	White	Lt. Almond	Ivory	Gray
Surface-Mount Box, 6P4C, screw terminal	4625A-24W	—	4625A-24I	—
Surface-Mount Box, 6P6C, screw terminal	4625A-26W	—	4625A-26I	—
<b>[C]</b> Surface-Mount Box, 8P8C, screw terminal	40278-00W	40278-00T	40278-00I	40278-00G
Surface-Mount Box, 8P8C w/ shorting bar, screw terminal, RJ-31X	—	40278-SBT	40278-SBI	—

**Color Choices** Round telephone inserts and surface-mount telephone boxes are available in several colors.



#### Related Products

For wallplates with round openings **see page Q-18.**

## Cat 6A Patch Cords

### Features and Benefits

#### Cat 6A Patch Cords

- Compact boot design (2.65 mm) reduces installed bend radius for limited depth applications
- Patch cord bend radius is 0.96 inches
- Provide exceptional alien crosstalk (AXT) suppression and EMI/RFI protection in Cat 6A channels
- Universal patch cord can be used for either shielded or UTP installations
- Ergonomic release tab allows for quick and easy connections and disconnects
- Tested and verified to meet ANSI/TIA-568.2-D and ISO/IEC 11801-1 component requirements
- Supports Power over Ethernet (PoE) — see specification sheet at [Leviton.com/ns/specsheets](http://Leviton.com/ns/specsheets) for full PoE capabilities

#### Cat 6A Small-Diameter High-Flex Patch Cords

- Outside diameter of 0.185"
- Compact boot design (2.65 mm) reduces installed bend radius for limited depth applications
- Dual rated cable jacket (CM/LSZH)
- Bend radius is a narrow 0.74 inches, versus 1.0 inch for typical Cat 6A patch cords
- Accommodate use in ultra high-density switches, routers, and other electronics
- Universal patch cord can be used for either shielded or UTP installations
- Tested and verified to meet ANSI/TIA-568.2-D and ISO/IEC 11801-1 component requirements
- Supports Power over Ethernet (PoE) — see specification sheet at [Leviton.com/ns/specsheets](http://Leviton.com/ns/specsheets) for full PoE capabilities

#### Cat 6A Plenum Patch Cords

- Outside diameter of 0.223" is easier to manage
- Compact boot design (2.65 mm) reduces installed bend radius for limited depth applications
- NFPA-70 Plenum rated
- 26 AWG stranded conductors for extended flex life
- Snagless plug design prevents tab breakage
- Universal patch cord can be used for either shielded or UTP installations
- Tested and verified to meet ANSI/TIA-568.2-D component requirements
- Supports Power over Ethernet (PoE) — see specification sheet at [Leviton.com/ns/specsheets](http://Leviton.com/ns/specsheets) for full PoE capabilities



#### [A] Cat 6A Patch Cords

Description	White	Yellow	Red	Blue	Green	Gray	Black
3-Foot Patch Cord	6AS10-03W	6AS10-03Y	6AS10-03R	6AS10-03L	6AS10-03G	6AS10-03S	6AS10-03E
5-Foot Patch Cord	6AS10-05W	6AS10-05Y	6AS10-05R	6AS10-05L	6AS10-05G	6AS10-05S	6AS10-05E
7-Foot Patch Cord	6AS10-07W	6AS10-07Y	6AS10-07R	6AS10-07L	6AS10-07G	6AS10-07S	6AS10-07E
10-Foot Patch Cord	6AS10-10W	6AS10-10Y	6AS10-10R	6AS10-10L	6AS10-10G	6AS10-10S	6AS10-10E
15-Foot Patch Cord	6AS10-15W	6AS10-15Y	6AS10-15R	6AS10-15L	6AS10-15G	6AS10-15S	6AS10-15E
20-Foot Patch Cord	6AS10-20W	6AS10-20Y	6AS10-20R	6AS10-20L	6AS10-20G	6AS10-20S	6AS10-20E

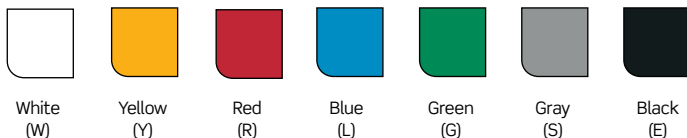
All Leviton Cat 6A patch cords are RoHS Compliant.

Additional custom lengths available, for assistance please call Tech Support at 800.824.3005 or visit [Leviton.com/MTOCords](http://Leviton.com/MTOCords)

#### Color Choices

Copper patch cords are offered in a wide range of colors.

To order colors, add suffix to Cat. No.



Continued on next page

Continued from previous page

## Cat 6A Patch Cords

[B] Cat 6A Small-Diameter High-Flex Patch Cords							
Description	White	Yellow	Red	Blue	Green	Gray	Black
1-Foot Patch Cord	H6A10-01W	H6A10-01Y	H6A10-01R	H6A10-01L	H6A10-01G	H6A10-01S	H6A10-01E
3-Foot Patch Cord	H6A10-03W	H6A10-03Y	H6A10-03R	H6A10-03L	H6A10-03G	H6A10-03S	H6A10-03E
5-Foot Patch Cord	H6A10-05W	H6A10-05Y	H6A10-05R	H6A10-05L	H6A10-05G	H6A10-05S	H6A10-05E
7-Foot Patch Cord	H6A10-07W	H6A10-07Y	H6A10-07R	H6A10-07L	H6A10-07G	H6A10-07S	H6A10-07E
10-Foot Patch Cord	H6A10-10W	H6A10-10Y	H6A10-10R	H6A10-10L	H6A10-10G	H6A10-10S	H6A10-10E
15-Foot Patch Cord	H6A10-15W	H6A10-15Y	H6A10-15R	H6A10-15L	H6A10-15G	H6A10-15S	H6A10-15E
20-Foot Patch Cord	H6A10-20W	H6A10-20Y	H6A10-20R	H6A10-20L	H6A10-20G	H6A10-20S	H6A10-20E

All Leviton Cat 6A patch cords are RoHS Compliant.

[C] Cat 6A Plenum Patch Cords			
Description	White	Blue	Gray
3-Foot Patch Cord	6ASP0-03W	6ASP0-03L	6ASP0-03S
5-Foot Patch Cord	6ASP0-05W	6ASP0-05L	6ASP0-05S
7-Foot Patch Cord	6ASP0-07W	6ASP0-07L	6ASP0-07S
10-Foot Patch Cord	6ASP0-10W	6ASP0-10L	6ASP0-10S
15-Foot Patch Cord	6ASP0-15W	6ASP0-15L	6ASP0-15S
20-Foot Patch Cord	6ASP0-20W	6ASP0-20L	6ASP0-20S

## Patch Cord Clips

### Features and Benefits

#### Patch Cord Color Clips

- Compatible with 6AS10, H6A10, 6ASP0 and 6H460 patch cords
- Clips to Leviton patch cords, providing additional color coding options
- Color Clips accept ATLAS-X1™ Icons (ICONS-ICx), with options for identifying Voice, Data, or AV
- Can be easily snapped into place without having to disconnect patch cord
- Colors match Leviton ATLAS-X1™ jack colors



[A] Patch Cord Clips				
Description	Yellow	Red	Blue	Green
Patch Cord Clip, bag of 100, works with 6AS10, H6A10, 6ASP0, and 6H460 patch cords	PCCLP-BYM	PCCLP-BCM	PCCLP-BLM	PCCLP-BVM

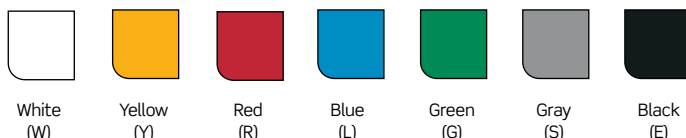


Additional custom lengths available, for assistance please call Tech Support at 800.824.3005 or visit [leviton.com/MTOCords](http://leviton.com/MTOCords)

### Color Choices

Copper patch cords are offered in a wide range of colors.

To order colors, add suffix to Cat. No.



Patch Cord Clip with ATLAS-X1™ Icons

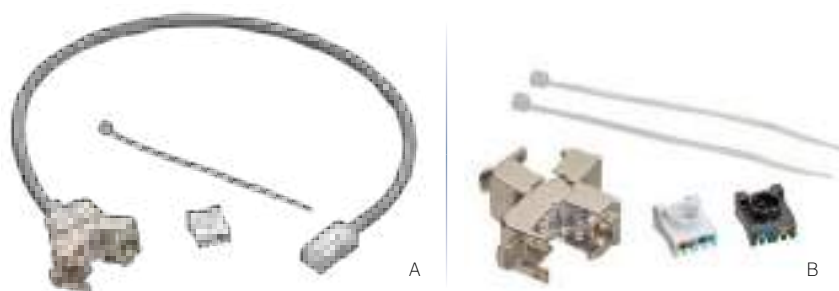


## VXC Plenum Assembly & VXC Coupler

### Features and Benefits

#### VXC™ Plenum Assembly & VXC Coupler

- Universal (UTP/shielded) solution for terminating cables at WAPs and smart building devices
- Plenum-rated assembly includes plug, stranded patch cable, and VXC Coupler (also sold separately)
- Stranded plenum cable improves flexibility and utilizes standard sized plug for easier installation into devices
- Coupler creates durable connection without need for punchdown or other proprietary tools
- Coupler compatible with 22 - 26 AWG cables either solid or stranded
- Supports Power over Ethernet (PoE) — see specification sheet at [Leviton.com/ns/specsheets](http://Leviton.com/ns/specsheets) for full PoE capabilities



#### [A] VXC Plenum Assembly

Description	White	Blue	Gray
VXC Plenum Assembly, VXC Coupler with 18" plenum patch cable connected	SBCPI-18W	SBCPI-18L	SBCPI-18S

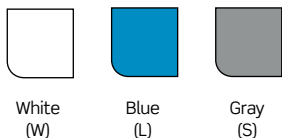
#### [B] VXC Coupler

Description	Cat. No.
VXC Coupler	SBCPI-00S

All Leviton Cat 6A patch cords are RoHS Compliant

Additional custom lengths available, for assistance please call Tech Support at 800.824.3005 or visit [leviton.com/MTOCords](http://leviton.com/MTOCords)

**Color Choices** Copper patch cords are offered in a wide range of colors. To order colors, add suffix to Cat. No.





## Cat 6 UTP Patch Cords

### Features and Benefits

#### Cat 6 UTP Patch Cords

- Narrow-profile boot reduces congestion in high-density applications
- Strain-relief ensures long term network performance
- Snagless boot design prevents tab breakage
- Ergonomic release tab allows for quick and easy connections and disconnects
- Tested and verified to meet ANSI/TIA-568.2-D component requirements
- Supports Power over Ethernet (PoE) — see specification sheet [Leviton.com/ns/specsheets](http://Leviton.com/ns/specsheets) for full PoE capabilities



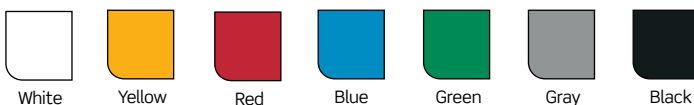
### Cat 6 UTP Component-Rated Patch Cord, CM (PVC) (Country Of Origin: USA)

Description	Cat. No.
Cat 6 UTP Component-Rated Patch Cord, CM (PVC) (Country of Origin: USA)	6D560-xx~

#### [A] Cat 6 Patch Cord, CM (PVC)

Description	White	Yellow	Red	Blue	Green	Gray	Black
1-Foot Patch Cord	6D460-01W	6D460-01Y	6D460-01R	6D460-01L	6D460-01G	6D460-01S	6D460-01E
3-Foot Patch Cord	6D460-03W	6D460-03Y	6D460-03R	6D460-03L	6D460-03G	6D460-03S	6D460-03E
5-Foot Patch Cord	6D460-05W	6D460-05Y	6D460-05R	6D460-05L	6D460-05G	6D460-05S	6D460-05E
7-Foot Patch Cord	6D460-07W	6D460-07Y	6D460-07R	6D460-07L	6D460-07G	6D460-07S	6D460-07E
10-Foot Patch Cord	6D460-10W	6D460-10Y	6D460-10R	6D460-10L	6D460-10G	6D460-10S	6D460-10E
15-Foot Patch Cord	6D460-15W	6D460-15Y	6D460-15R	6D460-15L	6D460-15G	6D460-15S	6D460-15E
20-Foot Patch Cord	6D460-20W	6D460-20Y	6D460-20R	6D460-20L	6D460-20G	6D460-20S	6D460-20E

**Color Choices** Copper patch cords are offered in a wide range of colors. To order colors, add suffix to Cat. No.



xx = Length in feet  
 ~ = Color: White (W), Yellow (Y), Red (R), Blue (L), Green (G), Gray (S), Black (E)  
 All Leviton Cat 6 patch cords are RoHS Compliant.



Additional custom lengths available, for assistance please call Tech Support at 800.824.3005 or visit [leviton.com/MTOCords](http://leviton.com/MTOCords)

## Cat 6 Small OD High-Flex Patch Cords

### Features and Benefits

#### Cat 6 Small OD High-Flex Cat 6 Patch Cords

- Outside diameter of 0.15"
- Compact boot design (2.65 mm) reduces installed bend radius for limited depth applications
- Dual-rated cable jacket (CM/LSZH)
- Bend radius is a narrow 0.60 inches, versus 1.0 inch for typical Cat 6 patch cords
- Snagless design with integrated strain-relief ensures long-term network performance
- Tested and verified to meet ANSI/TIA-568-2.D component requirements
- Supports Power over Ethernet (PoE) — see specification sheet for full PoE capabilities

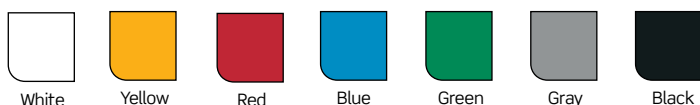


### Cat 6 Small-Diameter High-Flex Patch Cords

Description	White	Yellow	Red	Blue	Green	Gray	Black
[A] 0.5-Foot Patch Cord	6H460-61W	6H460-61Y	—	6H460-61L	—	6H460-61S	—
1-Foot Patch Cord	6H460-01W	6H460-01Y	6H460-01R	6H460-01L	6H460-01G	6H460-01S	6H460-01E
2-Foot Patch Cord	6H460-02W	6H460-02Y	6H460-02R	6H460-02L	6H460-02G	6H460-02S	6H460-02E
3-Foot Patch Cord	6H460-03W	6H460-03Y	6H460-03R	6H460-03L	6H460-03G	6H460-03S	6H460-03E
4-Foot Patch Cord	6H460-04W	6H460-04Y	6H460-04R	6H460-04L	6H460-04G	6H460-04S	6H460-04E
5-Foot Patch Cord	6H460-05W	6H460-05Y	6H460-05R	6H460-05L	6H460-05G	6H460-05S	6H460-05E
6-Foot Patch Cord	6H460-06W	6H460-06Y	6H460-06R	6H460-06L	6H460-06G	6H460-06S	6H460-06E
7-Foot Patch Cord	6H460-07W	6H460-07Y	6H460-07R	6H460-07L	6H460-07G	6H460-07S	6H460-07E
8-Foot Patch Cord	6H460-08W	6H460-08Y	6H460-08R	6H460-08L	6H460-08G	6H460-08S	6H460-08E
9-Foot Patch Cord	6H460-09W	6H460-09Y	6H460-09R	6H460-09L	6H460-09G	6H460-09S	6H460-09E
10-Foot Patch Cord	6H460-10W	6H460-10Y	6H460-10R	6H460-10L	6H460-10G	6H460-10S	6H460-10E
11-Foot Patch Cord	6H460-11W	6H460-11Y	6H460-11R	6H460-11L	6H460-11G	6H460-11S	6H460-11E
12-Foot Patch Cord	6H460-12W	6H460-12Y	6H460-12R	6H460-12L	6H460-12G	6H460-12S	6H460-12E
13-Foot Patch Cord	6H460-13W	6H460-13Y	6H460-13R	6H460-13L	6H460-13G	6H460-13S	6H460-13E
14-Foot Patch Cord	6H460-14W	6H460-14Y	6H460-14R	6H460-14L	6H460-14G	6H460-14S	6H460-14E
15-Foot Patch Cord	6H460-15W	6H460-15Y	6H460-15R	6H460-15L	6H460-15G	6H460-15S	6H460-15E
16-Foot Patch Cord	6H460-16W	6H460-16Y	6H460-16R	6H460-16L	6H460-16G	6H460-16S	6H460-16E
17-Foot Patch Cord	6H460-17W	6H460-17Y	6H460-17R	6H460-17L	6H460-17G	6H460-17S	6H460-17E
18-Foot Patch Cord	6H460-18W	6H460-18Y	6H460-18R	6H460-18L	6H460-18G	6H460-18S	6H460-18E
19-Foot Patch Cord	6H460-19W	6H460-19Y	6H460-19R	6H460-19L	6H460-19G	6H460-19S	6H460-19E
20-Foot Patch Cord	6H460-20W	6H460-20Y	6H460-20R	6H460-20L	6H460-20G	6H460-20S	6H460-20E

### Color Choices

Copper patch cords are offered in a wide range of colors..



All Leviton Cat 6 patch cords are RoHS Compliant.

Additional custom lengths available, for assistance please call Tech Support at 800.824.3005

## Secure RJ System

### Features and Benefits


- Compatible with industry-standard RJ ports in most network equipment, devices, patch panels, and work area outlets
- Same-color extraction tool disengages color-matched patch cords and port blockers
- Transparent housing allows color-coding without blocking visibility to link/status LEDs on electronic equipment
- Field constructed Secure RJ Patch Cords are assembled from standard Leviton Patch Cords and Secure RJ Housings
- Field constructed Port Blocker, assembled from Secure RJ Housing and Secure RJ Plug, prevents unauthorized network connection and protects open, unused ports
- Compatible with the following patch cords that have the Leviton short boot: C6CPCU, 6H460, C6CPCS, AC6PCF, AC6PCG, H6A10
- Housings and Plugs packaged in GREENPACKS with Sustainably Smart Packaging that is fully recyclable and single-use plastic free



A



B



White (W)

Yellow (Y)

Orange (O)

Red (R)

Blue (L)

Green (G)

Purple (P)

Black (B)

C

### Secure RJ System

Description	Cat. No.
<b>[A]</b> Secure RJ Plug, GREENPACK™ of 48	SRJPL-00W
<b>[B]</b> Secure RJ Housing, GREENPACK of 48, with 1 extraction Tool	SRJHS-00+
<b>[C]</b> Secure RJ Extraction Tool, pack of 1	SRJET-00+

### SPOTLIGHT

Training Videos

[Leviton.com/ns/videos](http://Leviton.com/ns/videos)

"Secure RJ Copper Systems"

"Secure RJ Field Installation Demo"



## Pre-Terminated Copper Trunks

### Features and Benefits

- Custom configured for length, connector type, and more
- Fast and easy installation with reduced labor costs
- 100% factory tested, with test results available
- Cat 6A trunks all use component-rated connectors, which provide guaranteed performance in short lengths
- ATLAS-X1™ pre-terminated copper trunks provide the option of having connectors with shutters and/or icons
- Customized breakout length from braided sleeve improves installation flexibility and appearance
- Optional pulling eye protects jacks and eases installation
- Pre-terminated assemblies are eligible for limited lifetime product, system, and performance warranties
- Superior Suppression Technology (SST) cable for Cat 6A assemblies to reduce bundle size and improve alien crosstalk (AXT) suppression
- Braided sleeve colors come in white for riser environments and black for plenum or LSHF/LSZH



UTP jack to plug



e2XHD copper cassettes are available either on pre-terminated trunks or as empty cassettes. They work exclusively with e2XHD panels.

### Make-to-Order! PRE-TERMINATED COPPER TRUNK OPTIONS

CABLE TYPE	CABLE RATING	# OF CABLES	CABLE LENGTH	CABLE COLOR*	INDIVIDUAL JACK COLOR	TERMINATION OPTIONS
Cat 6A UTP	LSHF/LSZH	2-12	10-295 ft (3-90 m)	Blue	White, Light Almond, Ivory, Yellow, Orange, Crimson, Purple, Blue, Green, Gray, Black, Brown	Jack, Plug, Open
Cat 6A Superior Suppression Technology (SST)	CMP, CMR					
Cat 6A FTP	CMP, CMR			Gray	Black*	Jack, Open
Cat 6 UTP	CMP, CMR, LSHF/LSZH		6-295 ft (2-90 m)	Blue	White, Light Almond, Ivory, Yellow, Orange, Crimson, Purple, Blue, Green, Gray, Black, Brown	Jack, Plug, Open

### Make-to-Order! e2XHD COPPER TRUNK ASSEMBLY OPTIONS

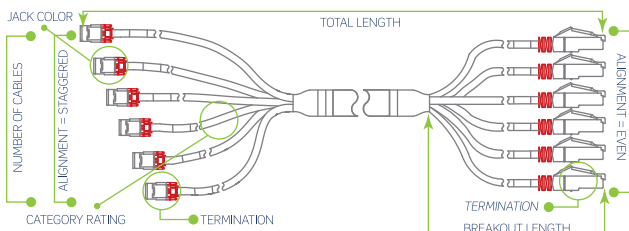
CABLE TYPE	CABLE RATING	# OF CABLES	CABLE LENGTH	CABLE COLOR*	INDIVIDUAL JACK COLOR & CASSETTE JACK COLOR	TERMINATION OPTIONS
Cat 6A UTP	LSHF/LSZH	6	10-295 ft (3-90 m)	Blue	White, Light Almond, Ivory, Yellow, Orange, Crimson, Purple, Blue, Green, Gray, Black, Brown	Jack, Plug, Open, Cassette
Cat 6A Superior Suppression Technology (SST)	CMP, CMR					
Cat 6A FTP	CMP, CMR			Gray		
Cat 6 UTP	CMP, CMR, LSHF/LSZH		6-295 ft (2-90 m)	Blue		

\* = Additional cable and shielded jack colors are available, but may require additional lead-time. Contact Inside Sales at (800) 722 2082 for more details.  
 All trunks utilize solid conductor cable.  
 Cat 6 UTP trunks are available with ATLAS-X1™ or eXtreme jacks

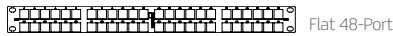
### Breakout and Alignment Options

Choose from five different alignments, or contact Tech Support at 800.824.3005 to discuss options.

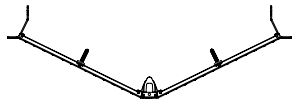
e2XHD Copper Trunks will always have an even alignment on the cassette end(s). Different minimum breakout lengths apply.



	MINIMUM BREAKOUT LENGTHS	ALIGNMENT OPTIONS
Copper Trunks	<ul style="list-style-type: none"> <li>• 12 cables = 24" minimum</li> <li>• 8 cables = 20" minimum</li> <li>• 6 cables = 18" minimum</li> </ul>	<ul style="list-style-type: none"> <li>• Even</li> <li>• Stagger cable 1 shortest</li> <li>• Stagger cable 1 longest</li> <li>• Stagger cable 1 &amp; 2 shortest (plug)</li> <li>• Stagger cable 1 &amp; 2 longest (plug)</li> </ul>
e2XHD Copper Trunks	<ul style="list-style-type: none"> <li>• Cat 6 = 6" minimum</li> <li>• Cat 6A = 24" minimum</li> </ul>	<ul style="list-style-type: none"> <li>• Even</li> </ul>



Flat 48-Port



Angled 48-Port

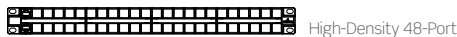
### e2XHD Snap-In Cassette Patch Panels ► Q-28

These high-density panels are designed for data center applications where fast, single-click deployment and simple maintenance are important. They accept UTP and shielded copper as well as fiber e2XHD snap-in cassettes in the same panel.

**Available Styles:** Flat | Angled



Flat 24-Port

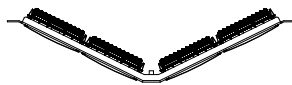


High-Density 48-Port

### Flat Patch Panels ► Q-29

Traditional, flat profile works well in almost any application. Most flat panels include rear cable management bars.

**Available Styles:** 110-Style | QUICKPORT™ | QUICKPORT™ Shielded



Angled 48-Port

### Angled Patch Panels ► Q-30

Recommended for use in racks to optimize patch cord management and rack space utilization.

**Available Styles:** 110-Style | QUICKPORT™ | QUICKPORT™ Shielded

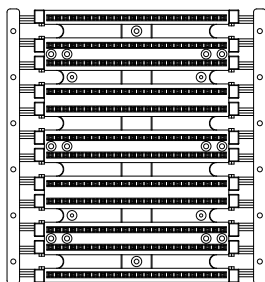


VERTIGO™ Zero-U

### Zero-U Patch Panels ► Q-30

VERTIGO panels are recommended for use in data center cabinets, or for any application that needs connectivity outside of the traditional 19-inch rack space. Vertical channel models provide cable routing and protection.

**Available Styles:** QUICKPORT™



Cross-Connect 110-Style Wiring Block

### Cross-Connect ► Q-33 to Q-36

Dependable, flexible, and cost-effective, Leviton 110-style and 66-block cross-connect products are ideal for telecommunications rooms and distribution frames. 110-style wiring blocks are available in Cat 6A, 6, and 5e, and can be mounted to the wall or plywood backboard. Rack-mount solutions are also available.

**Available Styles:** Cat 6A | Cat 6 | Cat 5e

## SPOTLIGHT

### Mini Enclosures for Non-Traditional Network Areas

The OPT-X™ SDX Mini Wall-Mount Enclosure provides simple deployment and flexible mounting options for remote network hubs, non-traditional network areas, and other areas with EXTREME™ space constraints. It accepts six copper ports by using a QUICKPORT™ adapter plate (5F100), or up to 24 LC fibers or 12 SC fibers using an SDX cassette or adapter plate.



### e2XHD Snap-In Cassette Patching System


The e2XHD Snap-In Cassette Patching System includes 1RU panels, copper and fiber snap-in cassettes, and accessories for additional cable protection and management. The e2XHD cassettes quickly snap in and pull out of the high-density angled panel, making installation, moves, adds, and changes easier than ever. See e2XHD fiber options on page **Q-65**.

#### Features and Benefits

- Panels allow a mix-and-match of Leviton UTP, shielded, or fiber snap-in cassettes
- Cassettes are available empty or on pre-terminated trunks (see [leviton.com/configurator](http://leviton.com/configurator))
- Copper jacks easily snap into cassette after termination
- System accessories include rear cable managers, blank cassette inserts for unused cassette openings, and a cover for the angled panel, minimizing dust or debris



A



B



C



D



E



F



G



H



I



J

#### e2XHD UTP Snap-In Cassette Patching System

Description	Cat. No.
<b>[A]</b> 1RU 48-Port e2XHD Angled High-Density Panel, supports UTP, shielded, and fiber media, black	E2X1A-S48
<b>[B]</b> 1RU 48-Port e2XHD Flat High-Density Panel, supports UTP, shielded, and fiber media, black	E2X1F-S48
<b>[C]</b> e2XHD Rear Cable Manager for Angled Panel, with fiber storage rings (four quarter-round rings)	E2XHD-CMB
<b>[D]</b> e2XHD Rear Cable Manager for Flat Panel, with fiber storage rings (four quarter-round rings)	E2X1F-CMB
<b>[E]</b> e2XHD Angled Panel Cover	E2XHD-COV
<b>[F]</b> 6-port e2XHD Cassette, empty*	E2XHD-BRK
<b>[G]</b> e2XHD Copper Cassette, terminated to trunk cable	Configure online at <a href="http://leviton.com/e2XHD">leviton.com/e2XHD</a>
<b>[H]</b> e2XHD Cassette Blank	E2XHD-BLK
<b>[I]</b> QUICKPORT™ Jack Removal Tool	E2XHD-JRT
<b>[J]</b> e2XHD Label Kit (4 pack)*	E2XHD-LBL
<b>[K]</b> E2xhd Mini Panel 12 Port	E2XMB-D12
Panel Extension Kit 1RU	E2X1F-BKT
Panel Extension Kit 2RU	E2X2F-BKT

\* = QUICKPORT™ Jacks sold separately  
 + = Label kit occupies one row of panel.

## Flat QUICKPORT™ Patch Panels


### Features and Benefits

#### Flat UTP QUICKPORT™ Patch Panels

- Standard-density 24- and 48-port panels are available with optional patented magnifying lens label holder
- Silk-screened port numbers on panel front
- High-density 1RU 48-port maximizes rack space and reduce costs in high-density applications
- Rear Cable Management Bar (49005-CMB) included with all flat panels unless otherwise noted

#### ATLAS-X1™ Flat Shielded QUICKPORT™ Patch Panels

- Shielding protects against electromagnetic interference (EMI) and radio frequency interference (RFI), and provides excellent alien crosstalk (AXT) suppression
- Includes appropriate grounding hardware
- High-density 1RU 48-port option maximizes rack space and reduces costs in high-density applications
- Rear Cable Management Bar (49005-CMB) included with all flat panels unless otherwise noted



### Flat QUICKPORT™ Patch Panels, Patch Blocks, and Accessories

Description	Cat 6A	Cat 6	Cat 5e	Empty	
Half RU 24-Port Flat QUICKPORT™ Patch Panel, black	—	—	—	4S255-4BH	
1RU 24-Port Flat QUICKPORT™ Patch Panel, black	[A]	6910G-U24	69270-U24	5G270-U24	49255-H24
1RU 24-Port Flat QUICKPORT™ Patch Panel, black, without cable management bar	—	—	—	49355-H24*	
1RU 24-Port Flat QUICKPORT™ Patch Panel, white, without cable management bar	—	—	—	49255-W24*	
1RU 24-Port Flat QUICKPORT™ Patch Panel, black, magnifying lens label holder	—	—	—	[B]	49255-L24
1RU 48-Port Flat High-Density QUICKPORT™ Patch Panel, black, without cable management bar	—	—	—	[C]	49255-Q48*
2RU 48-Port Flat QUICKPORT™ Patch Panel, black	6910G-U48	69270-U48	5G270-U48	49255-H48	
2RU 48-Port Flat QUICKPORT™ Patch Panel, white, without cable management bar	—	—	—	[D]	49255-W48*
2RU 48-Port Flat QUICKPORT™ Patch Panel, black, magnifying lens label holder	—	—	—	49255-L48	
2R 48-Port Flat QUICKPORT™ Front Loading Patch Panel, black	—	—	—	[F]	49455-48B
2RU 48-Port Flat QUICKPORT™ Patch Panel, black, without cable management bar	—	—	—	49355-H48*	
2RU 48-Port Flat QUICKPORT™ Patch Panel, black, vertical numbering	—	—	—	49255-48N	
12-Port QUICKPORT™ Patch Block, black, mounting bracket (item H below) sold separately, 10" H x 2.375" W	—	—	—	[G]	49255-Q89
12-Port QUICKPORT™ Patch Block, extra deep, black, mounting bracket included, 10" H x 2.375" W	—	—	—	47689-0QP	
QUICKPORT™ Patch Block 89D Mounting Bracket (mounts to item F)	—	—	—	[H]	40089-00D

### ATLAS-X1™ Flat Shielded Patch Panels

Description	1RU 24-Port	1RU 48-Port	2RU 48-Port
Flat Shielded QUICKPORT™ Patch Panel, black	4S255-S24	—	4S255-S48
Flat Shielded QUICKPORT™ Patch Panel, black, without cable management bar	—	[E]	4S255-D48*
Flat Shielded QUICKPORT™ Patch Panel, white	4S255-WS4*	4S255-W48*	4S255-WS8*

\* = Cable management bar sold separately.

Cat 6A/6/5e patch panels are kitted with black 6110G, 61110, or 5G110 jacks. QUICKPORT™ Jacks are available on pages Q-2 to Q-4

## Angled QUICKPORT™ Patch Panels

Angled patch panels are ideal for 19-inch rack applications, offering easy termination and improved patch cord routing. For cabinet applications, recessed-angled panels are recommended to meet minimal front depth requirements.

### Features and Benefits

#### Angled UTP QUICKPORT™ Patch Panels

- Angled design conserves rack space by routing patch cords directly into vertical cable management
- Angled design facilitates proper bend radius and simplifies termination
- Include white or black write-on blocks
- Select panels include patented magnifying lens label holders for easy reading

#### ATLAS-X1™ Angled Shielded QUICKPORT™ Patch Panels

- Shielding protects against electromagnetic interference (EMI) and radio frequency interference (RFI), and provides excellent alien crosstalk (AXT) suppression
- Include appropriate grounding hardware

#### VERTIGO™ Zero-U Patch Panels

- Zero-U panel can be mounted to a ladder tray, wire basket, under a raised floor, or onto modular furniture
- QUICKPORT™-style openings for copper and fiber installations
- Low-profile design fully covers connections
- Improves cabinet center airflow by routing rear cable along outer edges
- Hinged doors provide easy access to termination field
- Patented magnifying lens label holders facilitate easy reading



A



B



C

### Angled QUICKPORT™ Patch Panels

Description	1RU 24-Port	1RU 48-Port	2RU 48-Port
Angled QUICKPORT™ Patch Panel, black	49256-H24	<b>[A]</b> 49256-D48	49256-H48
Angled QUICKPORT™ Patch Panel, white	49256-W4L	—	49256-W8L
Angled QUICKPORT™ Patch Panel, magnifying lens holder, black	49256-L24	—	49256-L48
Angled QUICKPORT™ Patch Panel, magnifying lens holder, white	49256-W4M	—	49256-W8M

### ATLAS-X1™ Angled Shielded Patch Panels

Description	1RU 24-Port	2RU 48-Port
Angled Shielded QUICKPORT™ Patch Panel, black	4S256-S24	4S256-S48
Angled Shielded QUICKPORT™ Patch Panel, white	4S256-WS4 <b>[B]</b>	4S256-WS8

### VERTIGO™ Zero-U Patch Panels

Description	2RU 48-Port
<b>[C]</b> 12-Port UTP QUICKPORT™ VERTIGO Panel, panel only, empty	49280-QP0

QUICKPORT™ Jacks are available on pages **Q-2 to Q-4**

### SPOTLIGHT

#### Magnifying Lens Label Holder

Available with a wide selection of Leviton patch panels, Leviton patented magnifying lens label holders ensure visibility of port labels for easy identification of individual port designations.



**Related Products**  
For QUICKPORT™ Jacks **see pages Q-2 to Q-4.**



## Flat & Angled 110-Style UTP Patch Panels

### Features and Benefits

#### Flat UTP 110-Style Patch Panels

- 6-port RJ-45 modules on front, and 110-style punchdowns on rear
- Includes color codes for T568A and T568B wiring schemes
- Cat 5e and Cat 6 include 25-pair wiring schemes
- Silk-screened port numbers and paper label holders included
- Select panels include patented magnifying lens label holders for easy reading
- Patented Retention Force Technology (RFT) protects against time damage from 4- or 6-pin plugs, saves on costly repairs, and increases system longevity (select panels only)
- Rear Cable Management Bar (49005-CMB) is included unless otherwise noted

#### Angled UTP 110-Style Patch Panels

- Angled design conserves rack space by routing patch cords directly into vertical cable management
- Angled design facilitates proper bend radius and simplifies termination
- Includes a snap-in plastic label holder and card stock labels
- Select panels include patented magnifying lens label holders for easy reading



A



B



C



D



E

### Flat 110-Style Patch Panels and Patch Block

Description	Cat 6A	Cat 6	Cat 5e
1RU 12-Port Flat 110-Style Patch Panel, black	—	69586-U12	—
1RU 24-Port Flat 110-Style Patch Panel, black	—	<b>[B]</b> 69586-U24	5G596-U24
1RU 24-Port Flat 110-Style Patch Panel, white	—	69586-W24*	—
1RU 24-Port Flat 110-Style Patch Panel, magnifying lens label holder, black <b>[A]</b>	6A586-U24	69586-L24	—
2RU 48-Port Flat 110-Style Patch Panel, black	—	<b>[C]</b> 69586-U48	5G596-U48
2RU 48-Port Flat 110-Style Patch Panel, white	—	69586-W48*	—
2RU 48-Port Flat 110-Style Patch Panel, magnifying lens label holder, black	6A586-U48	69586-L48	—
2RU 48-Port Flat 110-Style Patch Panel, central labeling, black	—	<b>[D]</b> 69586-C48	—
4RU 96-Port Flat 110-Style Patch Panel, black	—	69586-U96	—
12-Port 110-Style Patch Block, 89D bracket, black	—	<b>[E]</b> 69586-U89	5G596-U89

### Angled 110-Style Patch Panels

1RU 24-Port Angled 110-Style Patch Panel, black	—	69587-U24	—
1RU 24-Port Angled 110-Style Patch Panel, magnifying lens holder, black	6A587-U24	69587-L24	—
2RU 48-Port Angled 110-Style Patch Panel, black	—	<b>[D]</b> 69587-U48	—
2RU 48-Port Angled 110-Style Patch Panel, magnifying lens holder, black	6A587-U48	<b>[E]</b> 69587-L48	—

\* = Cable management bar sold separately. All Leviton Cat 6A/6/5e Patch Panels are RoHS Compliant

### SPOTLIGHT

#### Cable Management Clip from Leviton

Manage up to 24 individual cables with the easy-to-install Cable Management Clip. The user-focused design is engineered to speed deployment, quickly snapping onto Leviton cable management bars without any tools to streamline installation and maintenance.

The cable management clip is compatible with flat QUICKPORT™ and 110-style panels, with no cable ties or wraps required. The result is easier, neater, more efficient network management, with improved density for larger diameter cables and discrete cable retention at the rear of the patch panels.



## Voice Grade Panels and Labeling Solutions

### Features and Benefits


#### Voice Grade Panels

- 110-style or female 25-pair configurations
- Unique label delineates 1-, 2-, 4-, or 25-pair termination options
- 25th pair (violet/slate) is not used in 25-pair style panels
- 8P8C panel supports 10/100BASE-T applications
- Features 25-pair female Amphenol™ RJ-21X jacks



### RJ-21X Connectors Per Panel

Telco and Voice Grade Panels		
Cat. No.	24-Port	48-Port
49012	1	2
49014	2	4
49018	4	8



### Voice Grade Patch Panels

Description	1RU 24-Port	2RU 48-Port
8P4C Panel, 110 termination, 2 wire-pairs per port	<b>[A]</b> 49013-P24	<b>[D]</b> 49013-P48
8P4C Panel, two 25-pair connectors per 24 ports, 2 wire-pairs per port	49014-J24	<b>[B]</b> 49014-J48
8P2C Panel, one 25-pair connector per 24 ports, 1 wire-pair per port	49012-J24	49012-J48
8P8C Panel, one 25-pair connector per 6 ports (supports 10/100BASE-T), 4 wire-pairs per port	<b>[C]</b> 49018-J24	49018-J48

## Patch Panel Labeling Solutions

### Features and Benefits

- Universal/110-style labeling kits for 12-, 24-, 48-, and 96-port panels
- QUICKPORT™ kits available for 24- and 48-port panels
- Label holders include adhesive backing



### Patch Panel Labeling Solutions

Description	Cat. No.
<b>[E]</b> Adhesive Holder and Labels Kit for QUICKPORT™ Panels (supports 24 ports)	49257-QHD
<b>[F]</b> Designation Kit Replacement for 110-Style Panels (supports 24 ports)	69585-IDL



#### Related Products

For QUICKPORT™ Jacks **see pages Q-2 to Q-4.**

## 110-Style Wiring Products

### Features and Benefits

#### Cat 6A 110-Style Wiring Blocks

- Supports high-frequency data signals up to 500 MHz
- Can be used as a consolidation point (CP) in a TIA-defined 90-meter permanent link
- Designed to mitigate alien crosstalk (AXT)
- Independently tested and verified by Intertek (ETL) to meet all TIA component, permanent link, and channel requirements
- Available in 64-pair wall-mount block

#### Cat 6 110-Style Wiring Products

- Support voice, data, and security applications
- Wall-mount wiring block kits available in 96-, 192-, and 288-pairs
- 110-style patch cords in 110-110 and 110-T568A/B configurations
- Connector clips withstand 200 reterminations



A



B



C-E



F



G

### Cat 6A 110-Style Wall-Mount Wiring Block Kits

Description	64-Pair
EXTREME™ Cat 6A 110-Style Wiring Block, wall-mount w/ legs and C-4 clips*	<b>[A]</b> 41D6A-1F4

### Cat 6 110-Style Wiring Block Kits (with C-4 Clips)

Description	96-Pair	192-Pair	288-Pair
Cat 6 110-Style Wiring Block, wall-mount w/legs*	<b>[B]</b> 41AB6-1F4	—	41AB6-3F4
Cat 6 110-Style Wiring Block, rack-mount	<b>[C]</b> 41DR6-1F4	<b>[D]</b> 41DR6-2F4	<b>[E]</b> 41DR6-3F4

### Cat 6 110-Style Connector Clips

Description	Cat. No.
<b>[F]</b> Cat 6 C-4 Clips (bag of 10)	69104-IDC

### 110-Style Labeling Solutions

Description	Cat. No.
<b>[G]</b> Cat 6 Label Kit, 6/kit	41LBL-60W

\*Cat 6A/6 110-Style wiring block stand-off legs are non-removable. Legs not sold separately for Cat 6A/6 wiring blocks

## Cat 5e 110-Style Wiring Products

### Features and Benefits

- Wall-mount bases available in 50- and 100-pair with or without legs
- 300-pair bases include stand-off legs, labels, and label holders
- Kits include bases, connecting blocks, labels, and holders
- Rack-mount units are for 100-, 200-, and 300-pair densities
- Patch cords in 110-110 and 110-T568A/B configurations
- 110-style wiring cable management available



A



B, C



D



E, F



G



H

Continued from previous page

## Cat 5e 110-Style Wall-Mount Wiring Block Kits

Description	C-4 Clips	C-5 Clips
Cat 5e 110-Style Wall-Mount Wiring Block Kit, w/ legs, 100-pair*	41AB2-1F4	41AB2-1F5
Cat 5e 110-Style Wall-Mount Wiring Block Kit, w/o legs, 100-pair	—	41NB2-1F5

## Cat 5e 110-Style Wall-Mount Wiring Blocks

Description	50-Pair
Cat 5e 110-Style Wall-Mount Wiring Block, w/o legs	41DW1-050
Cat 5e 110-Style Wall-Mount Wiring Base, w/o legs**	41DW1-589

## Cat 5e 110-Style Rack-Mount Kits

Description	C-4 Clips	C-5 Clips
Cat 5e 110-Style Rack-Mount Wiring Block Kit, 100-pair, 1RU	41DBR-1F4	41DBR-1F5
Cat 5e 110-Style Rack-Mount Wiring Block Kit, 200-pair, 2RU	41DBR-2F4	41DBR-2F5
Cat 5e 110-Style Rack-Mount Wiring Block Kit, 300-pair, 3RU	41DBR-3F4	41DBR-3F5

## Cat 5e 110-Style Rack-Mount Wiring Blocks

Description	300-Pair
Cat 5e 110-Style Rack-Mount Wiring Block	[A] 41DR2-300

## Rack-Mount Manager

Description	Cat. No.
Rack-Mount Horizontal Cord Manager	[B] 41D1R-HCM

## Cat 5e 110-Style Connector Clips

Description	C-4 Clips	C-5 Clips
Cat 5e 110-Style Connector Clips (bag of 10)	[C] 49104-IDC	[D] 49105-IDC
Cat 5e 110-Style Connector Clips (bag of 50)	49104-I50	—

## Cat 5e 110-Style Wiring Block Accessories

Description	Cat. No.
110-Style Horizontal Cord Manager w/o legs	[E] 41D10-HCM
110-Style Horizontal Cord Manager w/ legs*	[F] 41A10-HCM

\*Category 5e 110-style wiring block stand-off legs are non-removable.  
 \*\*89D Brackets (40089-00D), sold separately, see page Q-29

## 110-Style Labeling Solutions

Description	Cat. No.
Cat 5e Label Kit, 6/kit	[G] 41LBL-00W

## Vertical Cord Managers and 110-Style Wall-Mount Wiring Products

Description	Cat. No.
300-pair Vertical Cord Manager Basic Unit, includes bottom cable tray	[H] 41880-300



**Related Products**  
 For 89D Brackets (40089-00D) **see page Q-31.**

## 66 Connecting Blocks and Accessories

### Features and Benefits

#### 66 Connecting Blocks

- Install individually or in pairs in cross-connect system
- High-impact fire-retardant UL 94V-0 plastic
- Phosphor bronze quick-connect insulation displacement 66-clips
- 25-pair and split 50-pair styles
- Accessories include covers, brackets, wire distribution spools, adapters, and bridging clips



### 66 Connecting Blocks

Description	Cat. No.
<b>[A]</b> Split M-Block: 50-pair [66M1-50]* 10" H x 3 5/16" W x 1 3/16" D	40066-M50
<b>[B]</b> M-Block, female and male connectors [66M1-50W2]* 10" H x 3 5/16" W x 1 3/16" D	40066-MW2
<b>[C]</b> Connectorized Demarc Block [66M1-50R]* 10" H x 3 13/32" W x 2 3/4" D, female Amphenol®	40066-OMR

### Bridging Clips

<b>[D]</b> Bridging Clips (SA-1) (50 per package)	40067-0BC
---	-----------

### Hinged Covers and Snap-On Covers

Snap-on Cover for M-Blocks: [66MC-4]* 9 15/16" H x 2 5/16" W x 5/16" D	40050-MCV
<b>[E]</b> Hinged Cover for M-Blocks: gray [66MC4LH-G]* 10" H x 2 7/16" W x 3/4" D	40050-MHG

### Bracket for M Blocks and Connector Mounting

<b>[F]</b> M-Block Bracket for Connector Mounting: [89-D/QUICKPORT™ Blocks]* 10" H x 3 13/32" W x 1 1/2" D	40089-00D
--	-----------

### [H] Modular Adapters

4-Position Modular Adapter [Tap-4]* - Converts four contacts into 6P4C modular connector	40072-0T4
6-Position Modular Adapter [Tap-6]* - Converts six contacts into 6P6C modular connector	40072-0T6

### Wire Distribution Spools

<b>[I]</b> Wire Distribution Spool [20-A]* 1 3/4" Dia. x 3" H	40054-0DS
---	-----------

\*Numbers in brackets refer to industry product designation

## Termination and Cutting Tools

### Features and Benefits

#### Palm Termination Tool

- Overmolded ergonomic soft grip
- Easy-to-see wiring labels
- Connector holders provide stability for punchdown
- Incorporated retainer supports cable during termination
- Integrated holes allow rack-mounting of the Palm Tool for patch panel terminations
- Compatible with EXTREME™ and GIGAMAX™ Cat 6A/6/5e and AV QUICKPORT™ Jacks

#### Multi-Pair Termination Tool

- Designed for 110-style wiring blocks
- High-impact, spring-loaded handle for one-punch termination of multiple pairs
- “Blade-in” and “blade-out” options
- Includes 4-pair, Cat 6 head
- Cat 5e and 6 heads available individually

#### Wire Punchdown/Termination Tool


- Punches and trims each wire with just a single push of the handle
- Spare blade storage in handle chamber
- Available in 110 IDC and 66 IDC
- Terminate 22-, 24-, or 26-gauge wire

#### EZ-RJ45® Crimp Tool

- Built-in cutter and stripper that crimps and cuts wire in one operation
- Accommodates EZ-RJ45® plugs, and most standard RJ-45 and RJ-11 plugs

#### Cutting Tools

- Klein Tools® Electrician’s Scissors are excellent for cutting and stripping copper cable as well as trimming center splines and rip cords
- Klein Tools® Flush Cutter neatly trims individual cable wires flush to jack body to prevent shorts in metal housings (recommended for ATLAS-X1™ Jacks)



### Termination Tools and Blades

Description	Cat. No.
[A] Palm Termination Tool	47615-PTT
[B] Wire Punchdown/Termination Tool (blades sold separately)	49553-814
[C] 110 IDC Blade	49553-110
[D] EZ-RJ45 Crimp Tool	40989-ACT

### Multi-Pair Termination Tools and Accessories

Description	Cat. No.
[E] Mass-Termination Multi-Pair Tool Handle with Cat 6, 4-pair head	49553-TTH
Mass-Termination Replacement Head, Cat 6, 4-pair	49553-64H

### Cutting Tools

Description	Cat. No.
[F] Klein Tools™ Flush Cutter (must be ordered in increments of 5)	49886-FCS

## Testing Tools

### Features and Benefits

#### Tone Test Set

- Low-voltage tester for continuity, shorts, and opens
- Talk battery for a communications line on a vacant pair
- Identifies tip and ring polarity, and line condition for clear line with dial tone, busy line, and ringing line
- Generates continuous or warble tone to trace pairs and locate broken pairs/cables in walls — use with Inductive Speaker Probe (below)

#### Inductive Speaker Probe

- Detects audible frequency tones for accurate tracing and identification of wires, cables, and metallic circuits

#### Modular Plug Breakout Adapter

- For testing any 6- or 8-position modular jack
- Works with the Tone Test Set



A



B



C



D

### Tone Test Set, Inductive Speaker Probe and Kits

Description	Cat. No.
<b>[A]</b> Tone Test Set (includes 9-volt battery)	49560-TTS
<b>[B]</b> Inductive Speaker Probe (includes 9-volt battery, one duckbill tip, and one needlepoint tip)	49561-SSP
<b>[C]</b> Kit containing one Tone Test Set with Belt Holster, and one Inductive Speaker Probe with Belt Holster	49562-TSK

### Modular Plug Breakout Adapter

Description	Cat. No.
<b>[D]</b> Modular Plug Breakout Adapter	40070-MDP



## Labeling Solutions



A



B



C



D



E

### Work Area Labeling Solutions


Description	Cat. No.
<b>[A]</b> QUICKPORT™ Shutter Kit (50 shutters) White Label Kit	51084-ICN 51084-XLB
<b>[B]</b> Color Label Kit includes Gray, Orange, Red, Yellow, Green, Blue, Purple, and Brown (2 sheets of each color)	51084-CLB
<b>[C]</b> Labels and Windows for Wallplates & Housings on page <b>Q-5</b>	41080-IDW
Labels and Windows for Stainless-Steel and Angled Wallplates on pages <b>Q-6 and Q-7</b>	43080-IDW
Pre-printed Port Labels, black ink, 10 sheets per package	41080-LEB

### Patch Panel Labeling Solutions

Description	Cat. No.
<b>[D]</b> Adhesive Holder and Labels Kit for QUICKPORT™ Panels (supports 24 ports)	49257-QHD
<b>[E]</b> Designation Kit Replacement for 110-Style Panels (supports 24 ports)	69585-IDL

### 110-Style Labeling Solutions

Description	Cat. No.
Cat 6 Label Kit, 6/kit	41LBL-60W
Cat 5e Label Kit, 6/kit	41LBL-00W



### SPOTLIGHT

#### Leviton Palm Termination Tool

Use the Leviton Palm Termination Tool (**page Q-37**) to quickly and easily punchdown jacks at the job site. The Palm Tool was designed with contractor input and offers an ergonomic comfort grip, increased jack stability, and integrated holes that allow rack mounting for QUICKPORT™ panel terminations. The Palm Tool is compatible with EXTREME™ and GIGAMAX™ Cat 6A/6/5e and QUICKPORT™ AV jacks.



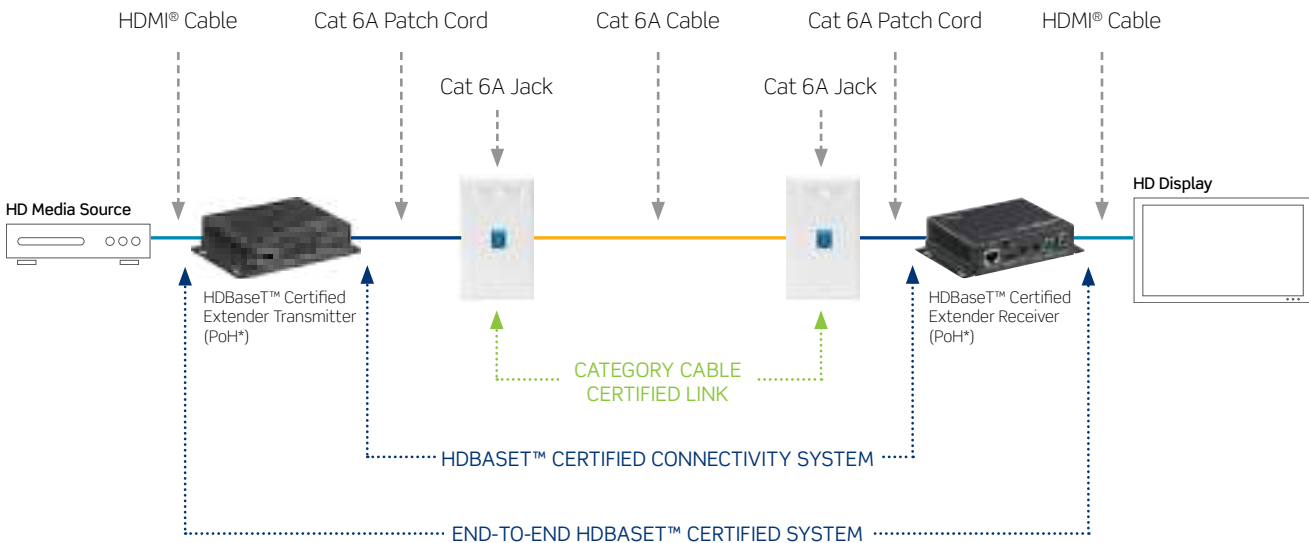
## End-To-End Tested and Certified AV Systems

The increasing convergence of AV and data networks has positioned low-voltage, BICSI RCDD contractors as the next generation of AV integrators. Leviton's IT/AV systems help these contractors be the AV experts for their customers and use an easy-to-install solution that requires no programming and little-to-no training.

An IT/AV System combines Leviton HDBaseT™ HDMI® Extenders, ATLAS-X1™ at 6A connectivity, and approved Cat 6A cable and patch cords for a complete end-to-end solution. The Cat 6A infrastructure link can be installed, tested, and verified like any other Cat 6A 10GBASE-T link. This system is also certified to HDBaseT Alliance standards.

### HDBaseT™ certification offers important benefits:

- System longevity capable of supporting future HD video signal performance requirements
- Installation and testing using the same tools used for datacom infrastructure
- Peace of mind that comes from third-party verification and certification of AV signal transmission performance
- Compatibility with other manufacturer's equipment supporting the same HDBaseT™ features
- Limited lifetime warranty on the structured cabling system when installed by a Leviton certified contractor

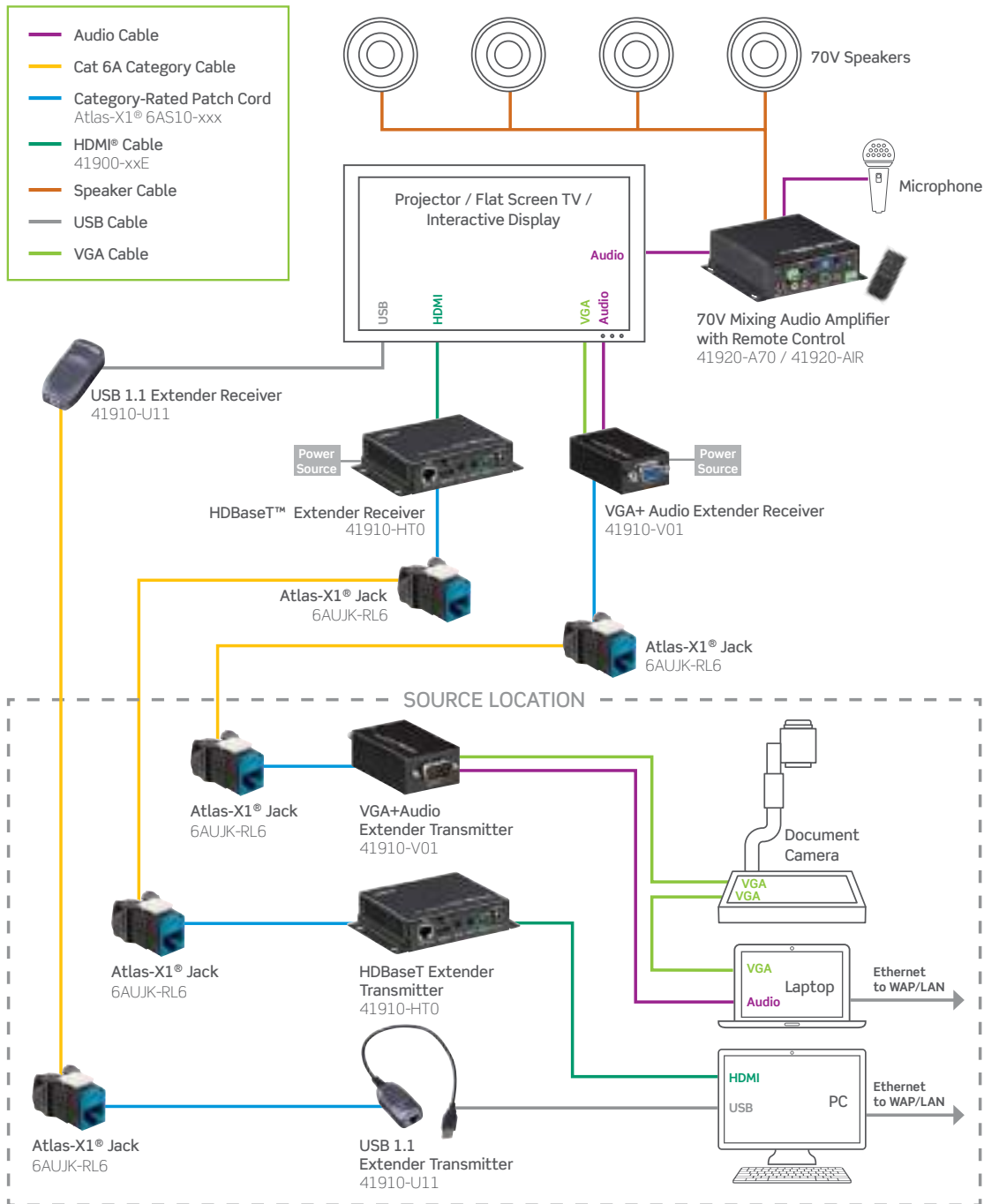


\*PoH = Power Over HDBaseT™

## Classroom Application

Today's classrooms have evolved from chalkboards and overhead projectors to using connected tools like interactive whiteboards and document cameras. Leviton solutions allow contractors to easily extend HDMI®, VGA, and USB signals from teachers' desks to the latest devices anywhere in the room, all networked over easy-to-install, category-rated cable. Classrooms can also integrate IT/AV controls for an interface that's easy to use (see "Conference Room" diagram on **Q-42**). These solutions help ensure a quality learning environment throughout all types of learning areas, including lecture halls, libraries, and computer labs, and they prepare schools for more advanced technologies to come.

### Classroom/Conference Room Application with Signal Extension & 70V Audio

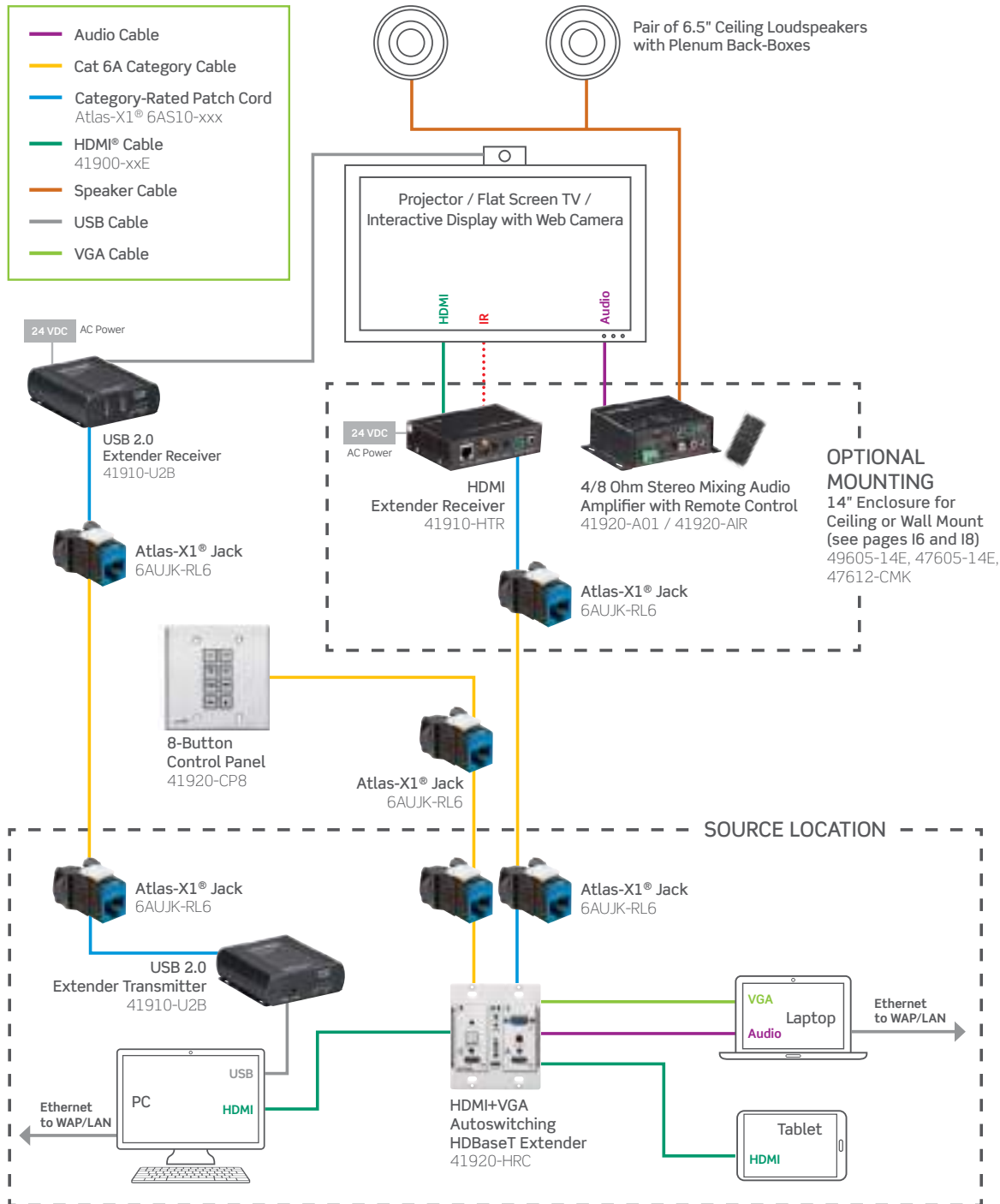


### Conference Room Application

The best AV installations for conference rooms can adapt to handle future multimedia devices while maintaining a low profile in the room. With help from Leviton AV Signal Extenders, audio amplification, and in-ceiling connectivity for wireless access points — all connected over versatile category-rated cable — you create extra flexibility and a clean look in business, school, or hotel conference rooms.

See below for typical conference room AV applications with Leviton solutions.

#### Classroom/Conference Room Applications with Control System & Stereo Audio



## Signal Extension

### Features and Benefits

#### Autoswitching & 8-Button Control Panel Wallplates

- Autoswitching Wallplate extends HDMI and VGA signals up to 70 meters (230 feet) over a single category cable
- Uses certified HDBaseT technology for a complete professional plug-and-play installation.
- PoH (Power over HDBaseT™) powered from the receiver at the display end (41910-HTR)
- Optional 8-button Control Panel has pre-configured buttons for display or projector on/off, volume up/down, and source selection

#### HDBaseT™ Extender Transmitters & Receivers

HDBaseT™ twisted-pair extenders with Power over HDBaseT™ (PoH) deliver HDMI®, Ethernet, IR, and RS232 signals. The plenum-rated paired transmitter and receiver require only one power adapter that can be connected at either the source or display end.

- Class A Extenders (41910-HTE) deliver 328 ft (100 m) transmission for HDMI®, Ethernet, bi-directional IR, RS232
- Class B Extenders (41910-HT0) deliver 230 ft (70 m) transmission for HDMI®, bi-directional IR, RS232
- Support key features of HDMI® 1.4, including 3D and 4K x 2K, CEC pass through and HDCP compatible
- Locking power supply and HDMI® cable connectors
- Power supply, RS-232 cables, and mounting brackets included

#### IR Emitter & Receiver Kits

- IR Emitter and IR Target Kit delivers 5V signal transmission, connects over 5-foot cords
- IR Y-Cable and Emitter Kit splits IR output from the receiver to two emitters
- Kits work with HDBaseT™ Extender Transmitters and Receivers

#### HDMI 1x4 Splitter

- Splits a single HDMI input into four separate HDMI outputs
- 4K/60, EDID, ARC, Audio Extraction, HDCP 2.2

#### HDMI 4 X 1 Switcher

- Switches any one of four HDMI inputs to one HDMI output
- 4K/60, EDID, ARC, Audio Extraction, HDCP 2.2, IR, RS-232



Autoswitching HDBaseT Extender Wallplate & 8-Button Control Panel	
Description	Cat. No.
[A] Autoswitching HDBaseT Extender Wallplate	41920-HRC
[B] 8-Button Control Panel	41920-CP8

HDBaseT™ Extender Transmitters & Receivers	
Description	Cat. No.
[C] HDBaseT™ Extender, Transmitter and Receiver, 100 m	41910-HTE
[D] HDBaseT™ Extender, Transmitter and Receiver, 70 m	41910-HT0
[E] HDBaseT™ Extender, Receiver only, 70 m	41910-HTR
[F] HDBaseT™ Extender IR Emitter and Receiver Kit* IR Y-Cable and Emitter Kit*	41910-HIR 41910-YIR
[G] HDMI 1x4 Splitter	41920-SP4
[H] HDMI 4x1 Switcher	41920-SW4

\*Kits are not compatible with the audio amplifier infrared remote control kit.

## Signal Extension

### Features and Benefits

#### HDMI® Extender Transmitter & Receiver

The HDMI® Extender Transmitter and Receiver extends your HD display up to 130 feet (40 meters) away from your HDMI® source using two category cables. They are capable of supporting DVI-D (Single-Link) equipment when used with a HDMI®-to-DVI adapter, providing greater flexibility and installation options.

- 8-segment equalization adjustment switch
- Extend 1080p by 40 meters; extend 1080i (HDTV) by 60 meters
- Superior video quality — 1920 x 1200, up to 1080p
- Supports Dolby True HD® and DTS HD Master Audio™
- DDC and HDCP 1.1 compatible
- For commercial use only
- Locking HDMI® connector
- Compact metal housings
- Transmitter and receiver power supplies and mounting brackets included
- Plenum rated

#### HDMI® Cables

Leviton high-speed HDMI® Cables with Ethernet and Audio Return Channel are ideal for supporting in-wall and permanent installations for education, health care, enterprise, government, and residential applications.

- cULus listed
- CL2 rated for in-wall installation
- Compact connector body and flexible cable accommodate common box depths while maintaining minimum bend radius
- Commercial-grade, 28-gauge construction
- Gold plated connectors for long-lasting performance
- HDMI® Cable Lock Kit secures cable to Leviton Signal Extension devices for permanent installations
- Includes two universal adapters, two tie wraps, M3X05, and 4-40 UNC screws



### HDMI® Extender Transmitter & Receiver

Description	Cat. No.
[A] HDMI® Extender, Transmitter and Receiver, 40 m	41910-H00

### HDMI® Cables

HDMI® Cable, 3 ft	41900-03E
[B] HDMI® Cable, 6 ft	41900-06E
HDMI® Cable, 10 ft	41900-10E
HDMI® Cable, 15 ft	41900-15E

### HDMI® Cable Lock Kit

[C] HDMI® Cable Lock Kit	41900-LKT
--------------------------	-----------

## Signal Extension

### Features and Benefits

#### VGA Extender Transmitter & Receiver

- Extends the distance between AV source and display devices by as much as 328 feet (100 meters) over a single category cable
- Adjustable Gain Control lets you manually adjust signal strength to compensate for distance
- Audio enabled (mono)
- No external power supply needed for transmitter
- Receiver powered either by included USB power cable or DC adapter
- Plenum rated

#### 70 Volt Mixing Audio Amplifier

- 40 Watt mono output 70V or 100V constant voltage
- Three inputs: two stereo audio and one balanced mic, which support EQ control and mic mixing
- Mic input supports 48V phantom power
- Volume, bass, treble, and mute control
- Plenum rated

#### 4/8 Ohm Mixing Audio Amplifier

- 2 X 20W stereo, 1 X 40W bridge mono, and 2 X 20W dual mono
- Three inputs: Two stereo audio and one balanced mic

- Mic input supports 48V phantom power
- Volume, bass, treble, and mute controls
- Plenum rated

#### HDMI Audio Extractor

- Makes audio from an HDMI signal available for connection to an amplifier or sound system
- 4K ultra-high-definition at 60Hz 4:4:4 HDR 18 Gbps

#### Infrared Remote Control Kit

- Controls Mixing Audio Amplifiers
- Includes a remote control, IR sensor, and IR target
- Kit available with only the IR target

#### USB Extenders

- Reach up to 328 feet (USB 2.0) and 164 feet (USB 1.1) over category cable
- USB 2.0 Extender includes transmitter, 2-port receiver, power supply, 6-foot (2 m) cable, mounting brackets
- USB 1.1 Extender includes transmitter with attached 1-foot (0.3 m) cable and receiver
- 2.0 Extender supports USB 480 Mbps and also connects to USB 3.x devices; 1.1 Extender supports USB 12 Mbps



Transmitter



B



Receiver

A



C



D



USB 2.0 Extender

E



USB 1.1 Extender

F

### VGA Extender Transmitter & Receiver

Description	Cat. No.
[A] VGA Extender Transmitter and Receiver, 100 m	41910-V01

### Mixing Audio Amplifiers

[B] 70 Volt Mixing Audio Amplifier	41920-A70
[C] 4/8 Ohm Mixing Audio Amplifier	41920-A01

### HDMI Audio Extractor

HDMI Audio Extractor	41920-HAE
----------------------	-----------

### Amplified Infrared Remote Control Kits

[D] Infrared Remote Control Kit*	41920-AIR
Amplifier IR Target Only*	41290-IRT

### USB Extenders


[E] USB 2.0 Extender, 100 m	41910-U2B
[F] USB 1.1 Extender, 50 m	41910-U11

\*These kits are not compatible with the HDBaseT IR Emitter and Receiver Kits.

## AV Couplers, Jacks, and Inserts

### Features and Benefits

- HDMI® Coupler works with HDMI® Type A connectors
- Binding Post and Banana Jack couplers are excellent for advanced audio
- QUICKPORT™ blanks secure unused ports in wallplates and housings for future expansion
- 3.5 mm Stereo Jack facilitates classroom, workstation, and computer audio applications
- Use BNC connectors for couplers, CCTV or commercial video signals
- Decora® wallplate inserts with HDMI® provide high-definition video with in-wall wiring
- Decora® brush passthrough offers a clean, professional appearance when cables need to pass through a wall opening



### QUICKPORT™ AV Couplers and Jacks

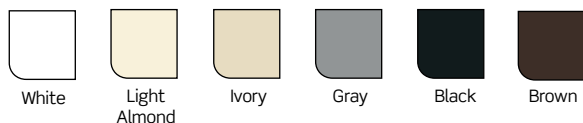
Description	White	Lt. Almond	Ivory	Gray	Black	Brown
[A] HDMI® Coupler	40834-00W	40834-00T	40834-00I	—	40834-00E	—
[B] USB A/A Coupler	40835-00W	—	40835-00I	40835-00G	—	—
[C] 3.5 mm Stereo Jack, screw terminal	40839-SWS	—	40839-SIS	—	—	—
[D] Blank Insert (pack of 10)	41084-0BW	41084-0BT	41084-0BI	41084-0BG	41084-0BE	41084-0BB
[E] Banana Jack Coupler, red stripe	40837-BWR	—	—	—	—	—
[F] Banana Jack Coupler, black stripe	40837-BWE	—	—	—	—	—
[G] Binding Post Coupler, red stripe	40833-BWR	40833-BTR	40833-BIR	—	40833-BER	—
[H] Binding Post Coupler, black stripe	40833-BWE	40833-BTE	—	—	40833-BEE	—
[I] BNC Coupler, nickel plated	41084-BWF	—	—	—	41084-BEF	—
[J] BNC Coupler, gold plated	—	40832-0BT	40832-0BI	—	—	—
[K] S-Video Coupler	—	—	40734-CVI	—	—	—
[L] S-Video Jack, 110 termination	40734-SVW	40734-SVT	—	40734-SVG	40734-SVE	—

### AV Inserts, Decora®

[M] HDMI® Coupler Insert	41647-00W	—	41647-00I	—	—	—
[N] Brush Insert, Passthrough	41075-DBW*	—	—	—	41075-DBE*	—

\* = Brush color is white for 41075-DBW and black for 41075-DBE, only brush is visible when installed

**Color Choices** QUICKPORT™ AV jacks are offered in a wide range of colors.






### RCA & F-Connectors in Coupler and 110-Style

Leviton carries a comprehensive selection of RCA and F-connectors in both coupler and 110 termination. Body colors match Leviton housings; barrel colors are industry standard.

#### Features and Benefits

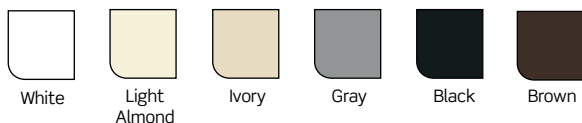
- RCA Jacks use standard identification colors for component and composite video
- Coax F-Connector are SCTE-compliant and support signals up to 3 GHz



#### QUICKPORT™ Feedthrough RCA and F-Connector Couplers (for RCA & Coax Cable)

Description	White	Lt. Almond	Ivory	Gray	Black	Brown
<b>[A]</b> RCA Coupler, gold plated w/black stripe	40830-BWE	—	40830-BIE	—	40830-BEE	40830-BBE
RCA Coupler, gold plated w/red stripe	40830-BWR	—	—	—	—	—
RCA Coupler, gold plated w/yellow stripe	—	40830-BTY	—	—	—	—
RCA Coupler, gold plated w/green stripe	40830-BWV	—	40830-BIV	—	—	—
RCA Coupler, gold plated w/blue stripe	40830-BWL	—	40830-BIL	—	—	—
<b>[B]</b> F-Connector Coupler, nickel plated	41084-FWF	41084-FTF	41084-FIF	41084-FGF	41084-FEF	41084-FBF
<b>[C]</b> F-Connector Coupler, gold plated	40831-FWG	40831-FTG	—	—	—	—

**Color Choices** QUICKPORT™ AV jacks are offered in a wide range of colors.



## Compression and Crimp-On F-Connectors

### Features and Benefits

- Leviton compression and crimp-on connectors are ideal for more specialized AV applications
- Compression connectors offer an airtight seal and secure fitting for increased cable retention
- Crimp-on connectors are an economical solution for less demanding applications



### Compression and Crimp-On F Connectors

Description	RG-6 Cable	RG-6 Quad Shield
RCA Compression Connector	—	<b>[A]</b> 40985-CRU
Compression F-Connector	—	<b>[B]</b> 40985-CPF
F-Connectors, one-piece crimp-on (bag of 100)	<b>[C]</b> 40985-1P6	<b>[D]</b> 40985-0Q6

### SPOTLIGHT

#### In-Ceiling System for Wireless Access Points

An In-Ceiling System provides a fixed location for terminating a data connector, creating a more reliable and consistent connection than a direct connect plug. This fixed connection also reduces the possibility of damage during construction. The system of plenum-rated cable, jacks, patch cords, boxes, and brackets provides a testable permanent link in drop ceilings to WAPs, while allowing the flexibility to move the In-Ceiling Bracket to refine Wi-Fi® coverage or WAN placement without needing to retest the link.

Learn more on page **Q-12**.




#### Related Products

For master compression tools **see page Q-37**.

## Multimedia Outlet System (MOS)

The innovative Multimedia Outlet System (MOS) consists of a surface-mount box and single- and dual-gang wallplates that accept a variety of copper, fiber, and AV jacks and couplers. The system is ideal for multimedia applications in conference rooms, training rooms, classrooms, auditoriums, and other areas.



MOS Surface-Mount Box and Wallplate Housings						
Description	White	Lt. Almond	Ivory	Gray	Black	Stainless
<b>[A]</b> Single-Gang Wallplate	41290-SMW	41290-SMT	41290-SMI	41290-SMG	41290-SME	41290-SMS
<b>[B]</b> Dual-Gang Wallplate	41290-DMW	41290-DMT	—	—	—	41290-DMS
<b>[C]</b> Three-Gang Wallplate	—	—	—	—	—	41290-TMS
<b>[D]</b> Surface-Mount Box*, 3 unit w/Fiber Storage	41296-MMW	—	41296-MMI	—	41296-MME	—
<b>[E]</b> Surface-Mount Housing, holds one 1 unit high module	4M089-1WM	4M089-1IM	4M089-1TM	4M089-1GM	4M089-1EM	—
<b>[F]</b> Fiber Storage/Spacer Ring**	41290-DRW	—	41290-DRI	41290-DRG	41290-DRE	—
<b>[G]</b> Decora® Insert, holds one 1 unit high module	41649-00W	41649-00T	—	41649-00G	41649-00E	—

\* = Surface-mount box is not compatible with 41295-Vxx, 41292-Dxx, and 41292-Axx.  
 \*\* = Dual-gang only

Multimedia Outlet System AV Connector Modules (all Modules are 1 Unit High Unless Noted Otherwise)					
Description	White	Lt. Almond	Ivory	Gray	Black
<b>[H]</b> VGA PC Module, 110-style termination*	41295-VPW	41295-VPT	41295-VPI	41295-VPG	—
VGA Monitor Module, 110-style termination*	41295-VMW	41295-VMT	41295-VMI	41295-VMG	—
<b>[I]</b> VGA/HD15 Module, screw terminal	41295-HDW	—	41295-HDI	—	—
VGA/HD15 Module, coupler	41293-HDW	41293-HDT	41293-HDI	41293-HDG	41293-HDE
VGA/HD15 Module, empty	41291-DBW	—	41291-DBI	41291-DBG	41291-DBE
<b>[J]</b> RCA Component Video Module, 110-style termination (Red, Green, Blue)	41292-DEW	41292-DET	41292-DEI	—	—
RCA Composite Video Module, 110-style termination (Red, White, Yellow)	41292-AEW	41292-AET	41292-AEI	—	—
3-Port RCA Module (Red, Black, Yellow), coupler	41292-3RW	41292-3RT	41292-3RI	41292-3RG	41292-3RE
<b>[K]</b> 3-Port RCA Module (Red, Green, Blue), coupler	41292-3DW	41292-3DT	41292-3DI	41292-3DG	41292-3DE
<b>[L]</b> HDMI® Module, coupler	41290-HDW	41290-HDT	41290-HDI	41290-HDG	41290-HDE
<b>[M]</b> speakON™ Jack, 4-pole, screw terminal**	—	—	—	—	41297-SP4
<b>[N]</b> XLR Jack, 3-pole, screw terminal**	—	—	—	—	41297-XL3

\* = 110-Style VGA modules require both PC and Monitor modules used in pairs to operate. This applies to all 41295-Vxx part #s.  
 \*\* = 1.5 units high. speakON® and XLR Connectors must be installed in 1.5 unit high MOS Passthrough Module (41297-2Px)

Multimedia Outlet System QUICKPORT™ Adapters and Blank Modules					
Description	White	Lt. Almond	Ivory	Gray	Black
<b>[O]</b> 1-Port QUICKPORT™ Module (1 unit high)	41291-1MW	41291-1MT	41291-1MI	41291-1MG	41291-1ME
2-Port QUICKPORT™ Module (1 unit high)	41291-2QW	41291-2QT	41291-2QI	41291-2QG	41291-2QE
<b>[P]</b> 2-Port Angled QUICKPORT™ Module (1.5 units high)	41294-2QW	41294-2QT	41294-2QI	41294-2QG	41294-2QE
<b>[Q]</b> Passthrough Module (1.5 units high)	41297-2PW	41297-2PT	41297-2PI	41297-2PG	41297-2PE
Blank Module (0.5 units high)	41295-5BW	41295-5BT	41295-5BI	41295-5BG	41295-5BE
<b>[R]</b> Blank Module (1 unit high)	41291-1BW	41291-1BT	41291-1BI	41291-1BG	41291-1BE
Blank Module (1.5 units high)	41294-2BW	—	—	—	41294-2BE
Blank Module (2 units high)	41292-2BW	41292-2BT	—	—	41292-2BE

## OPT-X™ Rack-Mount Enclosure and Panels

### Features and Benefits

#### UHDX Rack-Mount Enclosure & Panels

- Accept Leviton HDX Adapter Plates, Cassettes, and Splice Modules
- Individual sliding trays in enclosure allow easy access to fiber connectors in dense applications
- Hinged front enclosure door provides easy means to install, remove, and update port ID labels
- Highly visible port locators in the front and rear of enclosure help easily identify specific ports
- 1RU flat and angled panels allow open access to patch cords and trunks
- Angled panel eliminates the need for horizontal patch cord cable managers

#### HDX Rack-Mount Enclosures & Panels

- Accept Leviton HDX Adapter Plates, Cassettes, and Splice Modules
- Same features as UHDX enclosure with Manageable density for up to 96 fibers (using LC) in a 1RU, 192 fibers in a 2RU, 288 fibers in a 3RU enclosure, and 384 fibers in a 4RU size
- Gray colored enclosures and panels for better aesthetics in black or white colored cabinets
- 1RU flat and angled panels offer port identification with magnifying lenses
- 1RU flat and angled panels allow open access to patch cords and trunks
- Angled panel eliminates the need for horizontal patch cord cable managers

### UHDX Enclosures and Panels

Description	Maximum Capacity						Cat. No.	
	Fibers (using LC)	Fibers (using 24F MTP®)	Adapter Plates	AND	Splice Modules	OR		MTP® Cassettes*
1RU UHDX, Enclosure with sliding trays	144	1,728	12		12		12/6	5R1UD-S12
<b>[A]</b> 2RU UHDX, Enclosure with sliding trays	288	3,456	24		24		24/12	5R2UD-S24
4RU UHDX, Enclosure with sliding trays	576	6,912	48		48		48/24	5R4UD-S48
<b>[B]</b> 1RU UHDX Angled Panel, empty	144	1,728	12		12		12/6	HDX1A-144
<b>[C]</b> 1RU UHDX Flat Panel, empty	144	1,728	12		12		12/6	HDX1F-144

\* = Density varies if using HDX or HDX2 MTP Cassettes

Continued on next page

Continued from previous page

## OPT-X™ Rack-Mount Enclosure and Panels

HDX Enclosures and Panels								
Description	Maximum Capacity						Cat. No.	
	Fibers (using LC)	Fibers (using 24F MTP®)	Adapter Plates	AND	Splice Modules	OR		MTP® Cassettes*
1RU HDX Enclosure, empty, with sliding trays	96	1,152	8		8		8/4	5R1UD-S08
<b>[D]</b> 2RU HDX Enclosure, empty, with sliding trays	192	2,304	16		16		16/8	5R2UD-S16
3RU HDX Enclosure, empty, with sliding trays	288	3,456	24		24		24/12	5R3UD-S24
4RU HDX Enclosure, empty, with sliding trays	384	4,608	32		32		32/16	5R4UD-S32
<b>[E]</b> 1RU HDX Flat Panel	96	1,152	8		8		8/4	HDX1U-F96
<b>[F]</b> 1RU HDX Angled Panel	96	1,152	8		8		8/4	HDX1U-A96

\* = Density varies if using HDX or HDX2 MTP Cassettes



A



B



C



D



E



F

## HDX Adapter Plates and Cassettes

### Features and Benefits

#### HDX LC & MTP Adapter Plates

- Connect to field-terminated backbone cabling or pre-terminated trunks
- Visible sequential numbering to identify ports (for Tx and Rx)
- Internal LC shutters provide IP5x-rated protection from dust

#### HDX LC & MTP® Splice Modules

- Modules integrate fiber adapter bulkhead (12 or 36 fibers) and splice holders, eliminating need for splice trays
- LC internal shutters minimize dust and provide eye protection
- Splice Sleeves included in accessory kit
- MTP® Splice Module offers field termination option to migrate from 10 to 40, 100, 200 or 400 Gb/s



### HDX Adapter Plates

Description	Cat. No.
<b>[A]</b> 12-fiber HDX Adapter Plate, OM3 & OM4, Quad Shuttered LC (aqua), zirconia ceramic sleeve	5FUHD-SQL
12-fiber HDX Adapter Plate, OS2, Quad Shuttered LC (blue), zirconia ceramic sleeve	5FUHD-SLL
HDX Adapter Plate, 3 Duplex MTP® Adapters (black), key up/key up	5FUHD-6MB
<b>[B]</b> HDX Adapter Plate, 3 Duplex MTP® Adapters (black), key up/key down	5FUHD-6MP
HDX Adapter Plate, blank (black)	5FUHD-BLK

### HDX Fiber Splice Modules\*

Description	Cat. No.
<b>[C]</b> 12-fiber HDX Splice Module, OM4 Shuttered LC (aqua)	SPLCH-12AQ
12-fiber HDX Splice Module, OS2 Shuttered LC (blue)	SPLCH-12BL
12-fiber HDX Splice Module, OS2 Shuttered LC/APC (green)	SPLCH-12GN
<b>[D]</b> 36-fiber HDX Splice Module, OM4 MTP® (male)	SPMPH-MMPN
36-fiber HDX Splice Module, OS2 MTP® (male)	SPMPH-SMPN
36-fiber HDX Splice Module, OM4 MTP® (female)	SPMPH-MMUP
36-fiber HDX Splice Module, OS2 MTP® (female)	SPMPH-SMUP

\* = Make to Order, lead times may apply.

MTP® is a registered trademark of US Conec, Ltd.



A



B



C



D

Continued on next page

## HDX Enclosure and Panel Accessories

### Features and Benefits

#### Accessories

- Cable clamp kits minimize excessive pulling, bending, and crushing
- Brush guards minimize dust buildup in rear of enclosure
- Rear cable manager (sold separately) supports fiber cables and snaps directly into panel without tools
- 0RU, 1RU, and 2RU cable managers provide protection and routing of patch cords for flat panel
- 1RU and 2RU Cable Managers mount directly over existing panels

### UHDX and HDX Accessories

Description	Cat. No.
Universal Clamp Kit, Single Cable Grommet (mounts to enclosure or rear cable manager)	5RCMP-KIT
Universal Clamp Kit, Multiple Cable Grommet (mounts to enclosure or rear cable manager)	5RCMP-KT2
Universal Clamp Kit, Single and Multiple Cable Grommet (for rack mounting)	5RCMR-KIT
<b>[F]</b> 1RU Brush Guard, bag of 2	5RBSH-1UN
<b>[G]</b> 2RU Brush Guard, bag of 2	5RBSH-2UN
0RU Universal Patch Cord Cable Manager	5RCMT-VFG
1RU Universal Patch Cord Cable Manager (includes 0RU cable manager)	5R1UX-CMT
2RU Universal Patch Cord Cable Manager (includes 0RU cable manager)	5R2UX-CMT
23" Rack-Mount Ears, bag of 2	5REAR-023
<b>[H]</b> Rear Cable Manager for Panels, with cable management rings	E2XHD-CMB



F



G



H

## HDX MTP® Conversion and Tap Cassettes

### Features and Benefits

#### HDX & HDX2 MTP® Cassettes


- Easy to migrate from 10 to 40, 100, 200, and 400 Gb/s when used with OPT-X™ Unity trunks, harnesses, and patch cords
- Configure up to 48 fibers for 24 channels (10 Gb/s) and 6 channels (40 Gb/s or 100 Gb/s)
- Pre-terminated fiber eliminates the need for complicated field terminations and splices
- Polarity options include method A, B and C, as well as Universal Polarity for optimal flexibility

#### HDX2 & HDX Conversion Cassettes

- Manage polarity to maintain, transmit, and receive connections between parallel optics and SFP connectivity
- Connect to electronics with LC-style ports and aggregate SFP ports to a QSFP28 or PSM4 (100 Gb/s), QSFP+ (40 Gb/s), or CXP (120 Gb/s) port

#### HDX2 TAP Cassettes

- Traffic analysis points (TAPs) provide real-time monitoring in network or SAN environments
- Support monitoring of 10 Gb/s and 40 Gb/s channels (QSFP)
- BiDi TAP available for 40 Gb/s or CXP (120 Gb/s) port



### HDX2 and HDX Conversion Cassettes

	OM3 (aqua)	OM4 (aqua)	OS2 (blue)
HDX2, 3x8 fiber MTP® to 24-fiber shuttered LC, (100 to 25 Gb/s, 40 to 10 Gb/s)	32LSM1-41C	42LSM1-41C	<b>[A]</b> U2LSM1-41C
HDX2, 24-fiber MTP® to 24-fiber shuttered LC, (120 to 10 Gb/s)	32LSM2-21C	42LSM2-21C	U2LSM2-21C
HDX, 8-fiber, MTP® to 8-fiber shuttered LC, (100 to 25 Gb/s, 40 to 10 Gb/s)	38LSM1-41C	<b>[B]</b> 48LSM1-41C	U8LSM1-41C

### HDX2 TAP Cassettes

Description	Method B Edge 50:50		Method B Edge 70:30	
	OM4 (aqua)	OS2 (blue)	OM4 (aqua)	OS2 (blue)
<b>LC Ports</b>	24-fiber MTP® to LC		<b>[C]</b> 42LM2-BE5	U2LM2-BE5
	24-fiber 2x12 MTP® to LC		42LM1-BE5	U2LM1-BE5
	12-fiber MTP® to LC BiDi TAP		42LM2-AB5	—
<b>MTP® Ports</b>	Method B Edge 50:50		Method B Edge 70:30	
	OM4 24-fiber to 3x8 MTP® (female)		<b>[D]</b> 42MM2-BE5	42MM2-BE7
	OS2 24-fiber to 3x8 MTP® (female)		U2MM2-BE5	U2MM2-BE7

### Make-to-Order! HDX/HDX2 CASSETTE OPTIONS

FIBER TYPE	FIBER COUNT	CONNECTOR TYPE (FRONT)	MTP® TYPE (REAR)	POLARITY
• OM3	• 8	• LC Shuttered	• 8-Fiber MTP (male) Base 8	• Method A
• OM4	• 12	• LC Non-Shuttered	• 12-Fiber MTP (male) Base 12	• Method B, Core
• OS2	• 24	• 8-Fiber MTP (female)	• 24-Fiber MTP (male) Base 24	• Method B, Edge
• OS2 (APC)	• 48	• 8-Fiber MTP (male)		• Method C
				• Conversion
				• Universal

For MTP® Method B polarity, you must order one each of the core and edge cassettes

For assistance customizing your cassettes, please visit [Leviton.com/configurator](http://Leviton.com/configurator) or call Tech Support at (800) 824-3005.

MTP® is a registered trademark of US Conec, Ltd.



## OPT-X™ 2000i SDX Rack-Mount Enclosures

### Features and Benefits

- Accept SDX adapter plates, MTP® cassettes, splice trays, and splice modules
- Removable transparent hinged doors
- Sliding tray provides accessibility to front and rear of bulkhead after installation, and removes completely to facilitate field terminations and splicing
- 17-inch depth for high-density fiber termination and/or splicing
- Stackable and adjustable fiber rings simplify cable management
- Constructed of durable polycarbonate plastic and black or white powder-coated 16-gauge steel
- 19- or 23-inch rack-mount options (23-inch 1RU mounting bracket sold separately)
- 1RU and 2RU accept the HDX Retrofit Tray (sold separately) for higher density applications using HDX MTP® Cassettes and Adapter Plates



A



B



C



### 2000i SDX Rack-Mount Enclosures

Description	Maximum Capacity						Cat. No.		
	Fibers (using LC)	Adapter Plates	AND	Splice Trays*	Single Fiber	Ribbon Fiber		OR	MTP® Cassettes/ Splice Modules
<b>[A]</b> 1RU, empty, sliding tray	72	3		3	72	216		3	5R1UH-x03
<b>[B]</b> 2RU, empty, sliding tray	144	6		6	144	432		6	5R2UH-x06
<b>[C]</b> 4RU, empty, sliding tray	288	12		12	288	864		12	5R4UH-x12

\*Maximum splice tray capacity is limited by height of selected splice tray. Installation of multiple splice trays may require not installing tray covers.  
See page **Q-61** for splice tray dimension and selection guide. MTP® is a registered trademark of US Conec, Ltd.  
x = Color: Black (S), White (W)

## OPT-X™ 1000i SDX Rack-Mount Enclosures

### Features and Benefits

- Accept SDX adapter plates, MTP® cassettes, splice trays, and splice modules
- Sliding tray in 1RU and 2RU removes completely for easy field terminations and splicing
- 15-inch depth for high-density fiber termination and/or splicing
- Included accessory kit consists of cable ties, mounting-ear screws, and port ID label
- 1RU and 2RU accept the HDX Retrofit Tray (sold separately) for higher density applications using HDX MTP® Cassettes



D



E



### OPT-X™ 1000i SDX Rack-Mount Enclosures


Description	Maximum Capacity						Cat. No.		
	Fibers (using LC)	Adapter Plates	AND	Splice Trays*	Single Fiber	Ribbon Fiber		OR	MTP® Cassettes/ Splice Modules
1RU, empty	72	3		3	72	216		3	5R1UM-F03
<b>[D]</b> 1RU, empty, sliding tray	72	3		3	72	216		3	5R1UM-S03
2RU, empty	144	6		6	144	432		6	5R2UM-F06
2RU, empty, sliding tray	144	6		6	144	432		6	5R2UM-S06
3RU, empty, horizontal*	216	9		12	288	864		9	5R3UM-F09
3RU, empty, vertical*	288	12		12	288	864		12	5R3UM-F12
<b>[E]</b> 4RU, empty, vertical*	288	12		12	288	864		12	5R4UM-F12
4RU, empty, horizontal*	360	15		12	288	864		15	5R4UM-F15

\*Vertical adapter plate/cassette orientation. \*Horizontal adapter plate/cassette orientation  
\*Maximum splice tray capacity is limited by height of selected splice tray. Installation of multiple splice trays may require not installing tray covers.  
See page **Q-62** for splice tray dimension and selection guide.

## OPT-X™ 500i SDX Rack Enclosures and Panels

### Features and Benefits

- Accept SDX adapter plates, MTP® cassettes, splice trays, and splice modules
- Flush-mount adapter bulkhead makes moves, adds, and changes easy
- One-piece removable cover allows for complete accessibility to the back of the enclosure
- Accepts injection-molded splice trays and 4-inch x 7-inch metal splice trays
- Enclosure can store up to 3 meters of 900 μm tight-buffered fiber per adapter
- 1RU and 3RU flush-mount panels accept SDX adapter plates and cassettes



### 500i SDX Rack-Mount Enclosures

Description	Maximum Capacity							Cat. No.	
	Fibers (using LC)	Adapter Plates	AND	Splice Trays*	Single Fiber	Ribbon Fiber	OR		MTP® Cassettes/ Splice Modules
<b>[A]</b> 1RU 500i SDX, Enclosure, empty	72	3		3	72	216		3	5R1UL-F03
<b>[B]</b> 2RU 500i SDX, Enclosure, empty	144	6		6	144	432		6	5R2UL-F06
<b>[C]</b> 3RU 500i SDX, Enclosure, empty	288	12		12	288	864		12	5R3UL-F12
<b>[D]</b> 1RU 500i SDX, Panel, empty	72	3		—	—	—		3	5R1UE-OPX
<b>[E]</b> 3RU 500i SDX, Panel, empty	288	12		—	—	—		12	5R3UE-OPX

\* = Maximum splice tray capacity is limited by height of selected splice tray. Installation of multiple splice trays may require not installing tray covers

### OPT-X™ SDX Wall-Mount Fiber Optic Enclosures

#### Features and Benefits

- Four sizes available (mini, small, medium, large) to accommodate from 24 LC to 288 LC fibers
- Locking doors and dual-door access to separate user and service sides
- Field splicing options include both splice trays and self-contained splice modules
- Accepts 6 copper ports using QUICKPORT™ Adapter Plate, 5F100-6QP

#### RECOMMENDED APPLICATIONS:

- Telecommunications Rooms
- Equipment Rooms
- FTTD
- ORU



#### SDX Wall-Mount Enclosures

Description	Maximum Capacity							Cat. No.
	Fibers (using LC)	Adapter Plates	AND	Splice Trays*	Single Fiber	Ribbon Fiber	OR	
<b>[A]</b> Mini, empty, single door, no lock	24	1	—	24	0	1		5WMNT-01C
<b>[B]</b> Small, empty, dual doors, no lock	48	2	2	48	144	2		5WSML-02C
<b>[C]</b> Medium, empty, dual doors, no lock	96	4	4	96	288	4		5WMED-04C
<b>[D]</b> Large, empty, dual doors, no lock	288**	12	12	576	1,728	12		5WLRG-12C

\* = Maximum splice tray capacity is limited by height of selected splice tray. Installation of multiple splice trays may require not installing tray covers.

\*\*576 when used as splicing only enclosure.

MTP® is a registered trademark of US Conec, Ltd.

### SDX SPLICE MODULES

#### Features and Benefits

- Integrate fiber adapter bulkhead (12 or 24 fibers) and splice holders, eliminating need of splice trays
- Integrated latching tabs allow for one-handed insertion and removal from SDX enclosures and panels
- Patented internal shutters on LC adapters eliminate the need for dust plugs to reduce waste, speed up deployment, and ensure safer installations
- MPO module allows for 6 x 12-fiber MPO pigtail termination



A



B



C


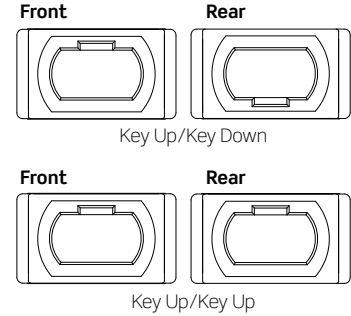
#### SDX Fusion Splice Modules

Description	Cat. No.
<b>[A]</b> 12-Fiber, OM3, Duplex LC Shuttered, aqua	SPLCS-2AL
12-Fiber, OM4, Duplex LC Shuttered, aqua	SPLCS-2QL
12-Fiber, OM4, Duplex LC Shuttered, heather violet	SPLCS-2ML
<b>[B]</b> 12-Fiber, OS2, Duplex LC Shuttered, blue	SPLCS-2LL
12-Fiber, OS2, Duplex LC/APC Shuttered, green	SPLCS-2VL
24-Fiber, OM3, Quad LC Shuttered, aqua	SPLCS-4AL
<b>[C]</b> 24-Fiber, OM4, Quad LC Shuttered, aqua	SPLCS-4QL
24-Fiber, OM4, Quad LC Shuttered, heather violet	SPLCS-4ML
24-Fiber, OS2, Quad LC Shuttered, blue	SPLCS-4LL
24-Fiber, OS2, Quad LC/APC Shuttered, green	SPLCS-4VL
12-Fiber, OM4, Duplex SC, aqua	SPSCS-2QC
12-Fiber, OS2, Duplex SC, blue	SPSCS-2LC
12-Fiber, OS2, Duplex SC/APC, green	SPSCS-2VC
6-Port, OM4 Simplex MPO, male	SPMPS-MMP
6-Port, OS2 Simplex MPO, male	SPMPS-SMP

## OPT-X™ SDX Adapter Plates

### Features and Benefits

- Work with SDX Enclosures, including 2000i, 1000i, 500i, and wall-mount
- Shuttered LC options use IP5x-rated internal shutters, eliminating the need for dust plugs and speeding up deployment
- Precision-molded LC and SC adapter plate colors designate fiber type, per TIA standards
- Available in 6- to 24-fiber plates for LC, SC, and ST
- Available in 72- to 192-fiber plates for MPO
- 6-position QUICKPORT™ Adapter Plates (item Q) accept all QUICKPORT Jacks and Adapters



### SDX Rack-Mount Enclosure Capacity

1RU FOR 2000i, 1000i & 500i	2RU FOR 2000i, 1000i & 500i	3RU FOR 1000i	3RU FOR 500i	4RU FOR 2000i & 1000i
Holds up to 3 adapter plates	Holds up to 6 adapter plates	Holds up to 9/12 adapter plates	Holds up to 12 adapter plates	Holds up to 12/15 adapter plates
6-pk Dplx LC = up to 36 fibers 6-pk Quad LC = up to 72 fibers 8-pk Dplx LC = up to 48 fibers 3-pk Dplx SC = up to 18 fibers 6-pk Dplx SC = up to 36 fibers 6-pk ST = up to 18 fibers 8-pk ST = up to 24 fibers	6-pk Dplx LC = up to 72 fibers 6-pk Quad LC = up to 144 fibers 8-pk Dplx LC = up to 96 fibers 3-pk Dplx SC = up to 36 fibers 6-pk Dplx SC = up to 72 fibers 6-pk ST = up to 36 fibers 8-pk ST = up to 48 fibers	6-pk Dplx LC = up to 108/144 fibers 6-pk Quad LC = up to 216/288 fibers 8-pk Dplx LC = up to 144/192 fibers 3-pk Dplx SC = up to 54/72 fibers 6-pk Dplx SC = up to 108/144 fibers 6-pk ST = up to 54/72 fibers 8-pk ST = up to 72/96 fibers	6-pk Dplx LC = up to 144 fibers 6-pk Quad LC = up to 288 fibers 8-pk Dplx LC = up to 192 fibers 3-pk Dplx SC = up to 72 fibers 6-pk Dplx SC = up to 144 fibers 6-pk ST = up to 72 fibers 8-pk ST = up to 96 fibers	6-pk Dplx LC = up to 144/180 fibers 6-pk Quad LC = up to 288/360 fibers 8-pk Dplx LC = up to 192/240 fibers 3-pk Dplx SC = up to 72/90 fibers 6-pk Dplx SC = up to 144/180 fibers 6-pk ST = up to 72/90 fibers 8-pk ST = up to 96/120 fibers

### SDX Wall-Mount Enclosure Capacity

MINI	SMALL	MEDIUM	LARGE
Holds up to 1 adapter plate	Holds up to 2 adapter plates	Holds up to 4 adapter plates	Holds up to 12 adapter plates
6-pk Dplx LC = up to 24 fibers 6-pk Quad LC = up to 48 fibers 8-pk Dplx LC = up to 32 fibers 3-pk Dplx SC = up to 12 fibers 6-pk Dplx SC = up to 24 fibers 6-pk ST = up to 12 fibers 8-pk ST = up to 16 fibers	6-pk Dplx LC = up to 48 fibers 6-pk Quad LC = up to 96 fibers 8-pk Dplx LC = up to 64 fibers 3-pk Dplx SC = up to 24 fibers 6-pk Dplx SC = up to 48 fibers 6-pk ST = up to 24 fibers 8-pk ST = up to 32 fibers	6-pk Dplx LC = up to 144 fibers 6-pk Quad LC = up to 288 fibers 8-pk Dplx LC = up to 192 fibers 3-pk Dplx SC = up to 72 fibers 6-pk Dplx SC = up to 144 fibers 6-pk ST = up to 72 fibers 8-pk ST = up to 96 fibers	6-pk Dplx LC = up to 144 fibers 6-pk Quad LC = up to 288 fibers 8-pk Dplx LC = up to 192 fibers 3-pk Dplx SC = up to 72 fibers 6-pk Dplx SC = up to 144 fibers 6-pk ST = up to 72 fibers 8-pk ST = up to 96 fibers

Continued on next page

Continued from previous page

## SDX Adapter Plates

### SDX Shuttered LC Fiber Adapter Plates — Metal

Description	Cat. No.
12-Fiber, OM1, Duplex Shuttered LC, beige, zirconia ceramic sleeve	5F100-S2I
<b>[A]</b> 12-Fiber, OM3 & OM4, Duplex Shuttered LC, aqua, zirconia ceramic sleeve	5F100-S2Q
<b>[B]</b> 12-Fiber, OM4, Duplex Shuttered LC, heather violet, zirconia ceramic sleeve	5F100-S2M
<b>[C]</b> 12-Fiber, OS2, Duplex Shuttered LC, blue, zirconia ceramic sleeve	5F100-S2L
12-Fiber, OS2, Duplex Shuttered LC/APC, green, zirconia ceramic sleeve	5F100-S2V
24-Fiber, OM1, Quad Shuttered LC, beige, zirconia ceramic sleeve	5F100-S4I
24-Fiber, OM3 & OM4, Quad Shuttered LC, aqua, zirconia ceramic sleeve	5F100-S4Q
24-Fiber, OM4, Quad Shuttered LC, heather violet, zirconia ceramic sleeve	5F100-S4M
<b>[D]</b> 24-Fiber, OS2, Quad Shuttered LC, blue, zirconia ceramic sleeve	5F100-S4L
24-Fiber, OS2, Quad Shuttered LC/APC, green, zirconia ceramic sleeve	5F100-S4V

### SDX Fiber Adapter Plates — Metal

Description	Cat. No.
16-Fiber, OM3 & OM4, Duplex LC, aqua, zirconia ceramic sleeve*	5F100-16A
16-Fiber, OS2, Duplex LC, blue, zirconia ceramic sleeve*	5F100-16Z
<b>[E]</b> 6 Simplex MPO, black, key up/key down	5F100-6MP
6 Simplex MPO, black, key up/key up*	5F100-6MB
8 Simplex MPO, black, key up/key down	5F100-8MP
8 Simplex MPO, black, key up/key up*	5F100-8MB
<b>[F]</b> 6-Position QUICKPORT™, black, empty 5F100-6QP	5F100-6QP

### SDX Precision Molded Fiber Adapter Plates

Description	Cat. No.
12-Fiber SDX Adapter Plate, OM1, Duplex LC (beige), zirconia ceramic sleeve	5F100-2IL
12-Fiber SDX Adapter Plate, OM3 & OM4, Duplex LC (aqua), zirconia ceramic sleeve	5F100-2QL
<b>[G]</b> 12-Fiber SDX Adapter Plate, OS2, Duplex LC (blue), zirconia ceramic sleeve	5F100-2LL
12-Fiber SDX Adapter Plate, OS2, Duplex LC/APC (green), zirconia ceramic sleeve	5F100-2VL
24-Fiber SDX Adapter Plate, OM1, Quad LC (beige), zirconia ceramic sleeve	5F100-4IL
<b>[H]</b> 24-Fiber SDX Adapter Plate, OM3 & 4, Quad LC (aqua), zirconia ceramic sleeve	5F100-4QL
24-Fiber SDX Adapter Plate, OS2, Quad LC (blue), zirconia ceramic sleeve	5F100-4LL
6-Fiber SDX Adapter Plate, OM1, Duplex SC (beige), zirconia ceramic sleeve	5F100-6IC
6-Fiber SDX Adapter Plate, OM3 & OM4, Duplex SC (aqua), zirconia ceramic sleeve	5F100-6QC
6-Fiber SDX Adapter Plate, OS2, Duplex SC (blue), zirconia ceramic sleeve	5F100-6LC
6-Fiber SDX Adapter Plate, OS2, Duplex SC/APC (green), zirconia ceramic sleeve	5F100-6VC
12-Fiber SDX Adapter Plate, OM1, Duplex SC (beige), zirconia ceramic sleeve	5F100-2IC
12-Fiber SDX Adapter Plate, OM3 & OM4, Duplex SC (aqua), zirconia ceramic sleeve	5F100-2QC
12-Fiber SDX Adapter Plate, OS2, Duplex SC (blue), zirconia ceramic sleeve	5F100-2LC
<b>[I]</b> 12-Fiber SDX Adapter Plate, OS2, Duplex SC/APC (green), zirconia ceramic sleeve	5F100-2VC
6-Fiber SDX Adapter Plate, ST MM/SM (black), zirconia ceramic sleeve	5F100-6MT
8-Fiber SDX Adapter Plate, ST MM/SM (black), zirconia ceramic sleeve	5F100-8MT
<b>[J]</b> SDX Adapter Plate, blank (black)	5F100-PLT


\* = Minimum order quantity and lead times may apply.  
The terms MTP and MPO are used interchangeably for the multi-fiber push on connector.

## OPT-X™ SDX Enclosure Accessories

OPT-X™ SDX Accessories		Available for			
Description	Cat. No.	2000i SDX	1000i SDX	500i SDX	Wall-Mount SDX
<b>[A]</b> Universal Clamp Kit, single cable grommet (for enclosure mounting)	5RCMP-KIT	X	X	X	X
Universal Clamp Kit, multiple cable grommet (for enclosure mounting)	5RCMP-KT2	X	X	X	X
<b>[B]</b> Universal Clamp Kit, single and multiple cable grommet (for rack mounting)	5RCMR-KIT	X	X	X	
1RU 23" Rack and Cabinet Mounting Bracket ^	5R1RU-023	X	X		
<b>[C]</b> Fiber Cable Management Quarter-Round Ring Kit (bag of four) ^	5R100-14R	X	X	X	
Lock and Key for Rack-Mount and Wall-Mount Enclosures	5L000-KAL		X		X
<b>[D]</b> HDX Retrofit Sliding Tray 1RU	5R1UR-TRY	X	X		
HDX Retrofit Sliding Tray 2RU	5R2UR-TRY	X	X		
<b>[E]</b> HDX-to-SDX Adapter Bracket	HDXAD-ACC	X	X	X	X
<b>[F]</b> 1RU Patch Cord Management Tray, for use with any flat panels	5R1UX-CMT			X	
<b>[G]</b> 2RU Patch Cord Management Tray, for use with any flat panels	5R2UX-CMT			X	
Grounding Kit	DPGRD-KIT	X	X	X	X
<b>[H]</b> ORU Patch Cord Managers, bag of 2	5RCMT-VFG	X	X	X	
DIN Rail Bracket Kit (for mini enclosure only)	DNRAL-ACC				X
ORU Mounting Bracket, bag of 2 (for mini enclosure only)	5WMNB-ACC				X

^ Minimum order quantity and lead times may apply.  
 \* = Rack Units: 1RU (1), 2RU (2), 4RU (4).  
 MTP® is a registered trademark of US Conec, Ltd.





**SPOTLIGHT**  
Patch Cord Management Tray

*Patch Cord Management Trays help route and organize cables on Leviton flat panels and 500i SDX Enclosures. The trays feature identification labels and front saddles that pivot for easier routing. Because they mount directly to the front of the enclosures, they do not require additional rack space. Available in 1RU and 2RU sizes, the trays can be used with any Leviton 1RU flat panel or 500i SDX Enclosure, and 2RU trays can be used with 3RU 500i SDX enclosures.*

## Splice Trays

### Features and Benefits

#### Precision-Molded Splice Trays

- 12-fiber mini and 24-fiber high-density splice trays
- Protect and manage heat-shrink-style spliced fibers
- Heat-shrink splice sleeves included
- Ratchet-action clamps with foam-rubber padding minimize damage to fibers
- Compatible with Leviton SDX 2000i and 1000i Enclosures, SDX and LightSpace™ Wall-Mount Enclosures
- 24-fiber splice tray (T5PLS-24F) compatible with HDX frame splice deck
- 12-fiber splice tray compatible with Leviton network interface devices (NIDs); when stacking splice trays, only use lids on top tray

#### Metal Splice Trays


- Available in 4- and 5-inch sizes with 12- or 24-fiber capacity
- For heat shrink splices
- Mounting holes with space blocks prevent fiber damage
- Compatible with SDX enclosures



Splice Tray Mounting Hardware Kit

### Accessories

Description	Cat. No.
Splice Tray Mounting Hardware Kit	SPLMT-HKT



### Injection-Molded Splice Trays

Description	Cat. No.
<b>[A]</b> 12-fiber Mini, 3.74" W x 5.59" L x 0.56" H (includes 14 heat shrink splice sleeves)	T5PLS-12F
<b>[B]</b> 24-fiber High-Density, 4.5" W x 7.63" L x 0.50" H (includes 26 heat shrink splice sleeves)	T5PLS-24F

### Metal Splice Trays

Description	Cat. No. Heat Shrink (Plastic)
12-fiber Mini, 4" W x 7" L x 0.35" H	T47HS-P06
12-fiber Mini, with standoff 4" W x 7" L x 0.57" H	5T000-00T
<b>[C]</b> 12-fiber Standard, 5" W x 11.75" L x 0.35" H	T5LHS-P06
<b>[D]</b> 24-fiber High-Density, 5" W x 11.75" L x 0.35" H	T5LHS-B12

### Ribbon Style Splice Trays

Description	Cat. No.
<b>[E]</b> 72-fiber Ribbon Style, quartz, 6" W x 10" L x 0.35" H	T6XRB-40Q

**Note:** Splice tray mounting hardware sold separately except as noted. Additional configurations available including mechanical splice. Contact Inside Sales at 800.722.2082 for more information



## Splice Sleeves

### Features and Benefits

#### Fusion Splice Sleeves

- Standard 40 mm and 60 mm sizes
- Precise lengths free of all burrs and sharp edges
- Clear outer tube for viewing fiber color



### Fusion Splice Sleeves

Description	Standard 50/Pack	Slim 100/Pack
Fusion Splice Sleeve, 60 mm	[A] FSSSD-060	FSSSL-060
Fusion Splice Sleeve, 40 mm	FSSSD-040	FSSSL-040
LightSpace Fusion Ribbon Splice Sleeve, 40 mm	—	[B] FSSRB-P40

### Sleeve Recommendations for Splice Trays

Splice Tray	Recommended Splice Sleeve
T5PLS-12F	INCL
T5PLS-24F	INCL
T47HS-P06	FSSSD-040
5T000-00T	FSSSD-040


Splice Tray	Recommended Splice Sleeve
T5LHS-P06	FSSSD-060
T5LHS-B12	FSSSD-040
T6XRB-40Q	FSSRB-P40

### e2HDX Snap-In Cassette Patching System

#### Features and Benefits

##### Fiber Cassettes

- Easy to migrate from 10 to 25, 40 and 100 Gb/s when used with OPT-X™ Unity Ultra Low Loss trunks, harnesses, and patch cords
- Used exclusively with e2XHD panels
- Available in MTP®-MTP® or MTP®-LC
- Available in Base 8, Base 12, Base 24 in OM3, OM4, OS2
- MTP® adapter swivel allows for easy cable routing and proper bend radius
- QUICKPORT™ MTP®-LC Cassette uses QUICKPORT™ modular fiber adapters; can be removed with QUICKPORT™ Connector Removal Tool
- All cassettes use either 24-fiber or 12-fiber low-loss MTP® connectors
- Conversion cassettes for 40G to 100G channels connecting QSFP+ to SFP+ transceivers, or 120G to 10G channels connecting MXP ports to SFP+ transceivers
- LC internal shutters minimize dust and provide eye protection
- Universal polarity design, works in conjunction with Method B trunks



#### e2XHD Patching System Cassettes

Description	Cat. No.
<b>[A]</b> 24-Fiber, MTP-LC, shuttered, adapter cassette, core (2x12 fiber MTP)	(see options below)
<b>[B]</b> 12-Fiber, OS2, MTP-LC, shuttered, adapter cassette, core (1x12 fiber MTP)	(see options below)
<b>[C]</b> 24-Fiber, MTP-MTP, adapter cassette, core (1x24 fiber MTP)	(see options below)
24-Fiber, MTP-LC, shuttered, adapter cassette, edge (2x12 fiber MTP)	(see options below)
<b>[D]</b> 24-Fiber, MTP-MTP, adapter cassette, edge (2x12 fiber MTP)	(see options below)
12-Fiber, OM3 and OM4, LC (aqua), shuttered, adapter cassette	<a href="#">E2XLC-SAQ</a>
<b>[E]</b> 12-Fiber, OS2, LC (blue), shuttered, adapter cassette	<a href="#">E2XLC-SBL</a>
12-Fiber, OS2, LC/APC, shuttered (green), adapter cassette	<a href="#">E2XLC-SGR</a>
<b>[F]</b> MTP-MTP passthrough, adapter cassette, four key-up/key-down adapters	<a href="#">E2XHD-4MP</a>
MTP-MTP passthrough, adapter cassette, four key-up/key-up adapters	<a href="#">E2XHD-4MB</a>

#### Conversion Cassettes

Description	Cat. No.
<b>[G]</b> 8-Fiber, MTP-LC shuttered (40G to 10G) adapter cassette	FME2XHD-x008CSKQDJ
24-Fiber, MTP-LC shuttered (120G to 10G), adapter cassette	FME2XHD-x024CSHQES4

x = Fiber Type = OM3 (E), OM4 (F), OS2 (A).

For assistance customizing your cassettes, please call Tech Support at (800) 824 3005 or visit [leviton.com/configurator](http://leviton.com/configurator)

#### Make-to-Order! e2XHD MTP® FIBER CASSETTE OPTIONS

FIBER TYPE	FIBER COUNT	CONNECTOR TYPE (FRONT)	MTP® TYPE (REAR)	POLARITY
• OM3	• 8	• LC	• 8-Fiber MTP® (male) Base 8	• Method A
• OM4	• 12	• LC Shuttered	• 12-Fiber MTP® (male) Base 12	• Method B, core
• OS2	• 24	• 8-fiber MTP® (Female)	• 24-Fiber MTP® (male) Base 24	• Method B, edge
		• 8-fiber MTP® (Male)		• Method C
				• Universal
				• Conversion

For MTP® Method B polarity, you must order one each of the core and edge cassettes.

## e2HDX Snap-In Cassette Patching System

### Features and Benefits

#### High Density Panels

- Allows for fiber and copper in the same panel
- 1RU panels hold up to 8 single-height fiber cassettes (48 fiber channels)
- Alignment tabs on panels ensure upright insertion of cassettes
- Mount on standard 19-inch racks or cabinets

#### Angled Panel Cover

- Uses no additional rack space
- Minimizes dust and debris behind panels
- Attaches directly to e2XHD Angled Panel
- Can be retrofitted after panel is installed
- Can be used for top and bottom of panels

#### Rear Cable Managers

- Support both fiber and copper cables
- Cable management rings included to help manage and route incoming fiber cables
- Built-in VELCRO® Brand tie downs secure cables
- Optional Clamp Kits available to provide cable strain relief for incoming cables
- Flat Panel Manager mounts to rack or cabinet; screws included
- Angled Panel Manager attaches directly to panels



### e2XHD Panels, Cable Managers, Covers, and Tools

Description	Cat. No.
<b>[A]</b> 1RU e2XHD Angled High-Density Panel	E2X1A-S48
<b>[B]</b> 1RU e2XHD Flat High-Density Panel	E2X1F-S48
<b>[C]</b> e2XHD Rear Cable Manager for Angled Panel, with fiber storage rings (four quarter-round rings)	E2XHD-CMB
<b>[D]</b> e2XHD Rear Cable Manager for Flat Panel, with fiber storage rings (four quarter-round rings)	E2X1F-CMB
<b>[E]</b> e2XHD Angled Panel Cover	E2XHD-COV
<b>[F]</b> 1RU Patch Cord Management Tray, for use with any flat panels <sup>^</sup>	5R1UX-CMT
2RU Patch Cord Management Tray, for use with any flat panels <sup>^</sup>	5R2UX-CMT
0RU Patch Cord Managers, bag of 2 <sup>^</sup>	5RCMT-VFG
<b>[G]</b> e2XHD Cassette Blank	E2XHD-BLK
QUICKPORT™ Connector Removal Tool	E2XHD-JRT
<b>[H]</b> Universal Clamp Kit, single cable Grommet (mounts to Rear Cable Manager)	5RCMP-KIT
Universal Clamp Kit, multiple cable Grommet (mounts to Rear Cable Manager)	5RCMP-KT2
Universal Clamp Kit, single and multiple cable Grommet (for rack mounting)	5RCMR-KIT
<b>[I]</b> e2XHD Label Kit (4 pack) <sup>+</sup>	E2XHD-LBL

<sup>+</sup> = Label Kit occupies one row of panel.

<sup>^</sup> = Lead times may apply.

VELCRO® is a registered trademark of Velcro BVBA. Used with permission.

## Economy Multimode Patch Cords

### Features and Benefits

- Riser rated is standard, LSHF/LSZH is optional
- < 0.3 dB insertion loss maximum, > 25 dB return loss
- 100% factory tested
- Many fiber options: OM1, OM2, OM3, and OM4
- All cables are pre-labeled and individually bagged
- Quick-turn delivery available



LC-LC Duplex 62.5/125 μm MM

62.5/125 μm Multimode (OM1) OFNR Duplex			50/125 μm LOMM (OM3) OFNR Duplex			50/125 μm LOMM (OM4) OFNR Duplex		
Description	Length (Meters)	Cat. No.	Description	Length (Meters)	Cat. No.	Description	Length (Meters)	Cat. No.
LC-LC	1	62DLC-M01	LC-LC	1	5LDLC-M01	LC-LC	1	54DLC-M01
LC-LC	2	62DLC-M02	LC-LC	2	5LDLC-M02	LC-LC	2	54DLC-M02
LC-LC	3	62DLC-M03	LC-LC	3	5LDLC-M03	LC-LC	3	54DLC-M03
LC-LC	5	62DLC-M05	LC-LC	4	5LDLC-M04	LC-LC	4	54DLC-M04
LC-LC	10	62DLC-M10	LC-LC	5	5LDLC-M05	LC-LC	5	54DLC-M05
SC-SC	1	62DSC-M01	LC-LC	7	5LDLC-M07	LC-LC	6	54DLC-M06
SC-SC	2	62DSC-M02	LC-LC	9	5LDLC-M09	LC-LC	7	54DLC-M07
SC-SC	3	62DSC-M03	LC-LC	10	5LDLC-M10	LC-LC	8	54DLC-M08
SC-SC	5	62DSC-M05	LC-LC	12	5LDLC-M12	LC-LC	9	54DLC-M09
SC-SC	10	62DSC-M10	LC-LC	15	5LDLC-M15	LC-LC	10	54DLC-M10
ST-ST	1	62DST-M01	SC-LC	1	5LDCL-M01	LC-LC	12	54DLC-M12
ST-ST	2	62DST-M02	SC-LC	2	5LDCL-M02	LC-LC	15	54DLC-M15
ST-ST	3	62DST-M03	SC-LC	3	5LDCL-M03	SC-LC	1	54DCL-M01
ST-ST	5	62DST-M05	SC-LC	4	5LDCL-M04	SC-LC	2	54DCL-M02
ST-ST	10	62DST-M10	SC-LC	5	5LDCL-M05	SC-LC	3	54DCL-M03
SC-LC	1	62DCL-M01	SC-LC	7	5LDCL-M07	SC-LC	4	54DCL-M04
SC-LC	2	62DCL-M02	SC-LC	9	5LDCL-M09	SC-LC	5	54DCL-M05
SC-LC	3	62DCL-M03	SC-LC	10	5LDCL-M10	SC-LC	6	54DCL-M06
SC-LC	5	62DCL-M05	SC-LC	12	5LDCL-M12	SC-LC	7	54DCL-M07
SC-LC	10	62DCL-M10	SC-LC	15	5LDCL-M15	SC-LC	8	54DCL-M08
SC-ST	1	62DCT-M01	SC-SC	1	5LDSC-M01	SC-LC	9	54DCL-M09
SC-ST	2	62DCT-M02	SC-SC	2	5LDSC-M02	SC-LC	10	54DCL-M10
SC-ST	3	62DCT-M03	SC-SC	3	5LDSC-M03	SC-LC	12	54DCL-M12
SC-ST	5	62DCT-M05	SC-SC	4	5LDSC-M04	SC-LC	15	54DCL-M15
SC-ST	10	62DCT-M10	SC-SC	5	5LDSC-M05			
			SC-SC	7	5LDSC-M07			
			SC-SC	9	5LDSC-M09			
			SC-SC	10	5LDSC-M10			
			SC-SC	12	5LDSC-M12			
			SC-SC	15	5LDSC-M15			

## Economy Single-Mode Patch Cords and Economy Pigtails

### Features and Benefits

#### Economy Single-Mode Patch Cords

- Available in standard LC, SC, ST, or hybrid options
- Riser-rated duplex zip cord single-mode cable
- UPC or APC polish style connectors
- < 0.3 dB insertion loss, -55 dB (UPC) / -65 dB (APC) return loss
- Low-Smoke Zero-Halogen (LSZH) OS2 available by special order



UPC SC-SC Duplex SM



UPC LC-SC Duplex SM



APC SC-SC Simplex SM

#### Economy Pigtails

- Available in LC, SC, or ST connector styles
- Multimode, laser-optimized multimode, or single-mode fiber types
- 900 μm buffered fiber cable in 3-meter length, color White
- Application use: fusion or mechanical splicing
- 12-fiber color-coded pigtail kit, colors per TIA-598-A



62PSC Kit

### 9/125 μm Single-Mode Patch Cords (OS1) — Duplex

Description	Cat. No.
LC-LC	UPDLC-S**
SC-SC	UPDSC-S**
ST-ST	UPDST-S**
SC-LC	UPDCL-S**
SC-ST	UPDCT-S**

\*\* = Length in meters: 01, 02, 03, 05, 10

### APC Single-Mode Patch Cords (OS2) — Simplex

Description	Length (Meters)	Cat. No.
SC-SC	01	APSSC-S01
SC-SC	02	APSSC-S02
SC-SC	03	APSSC-S03
SC-SC	05	APSSC-S05
SC-SC	10	APSSC-S10

### Single-Mode Pigtail — Simplex (3 Meters)

Description	Cat. No.
LC UPC polish	UPPLC-S03
SC UPC polish	UPPSC-S03
ST UPC polish	UPPST-S03
LC APC polish	APPLC-S03
SC APC polish	APPSC-S03

Contact Inside Sales at 800.722.2082 for 6-fiber pigtail kits, other configurations or custom lengths

### Multimode Pigtail — Simplex (3 Meters)

Description	Cat. No.
LC 62.5/125 μm, OM1	62PLC-M03
SC 62.5/125 μm, OM1	62PSC-M03
ST 62.5/125 μm, OM1	62PST-M03
LC 50/125 μm, LOMM, OM3	5LPLC-M03
SC 50/125 μm, LOMM, OM3	5LPSC-M03
ST 50/125 μm, LOMM, OM3	5LPST-M03
LC 50/125, LOMM, OM4	54PLC-M03
SC 50/125, LOMM, OM4	54PSC-M03

### 12-Fiber Individual Color-Coded Pigtail Kits (3 Meters)

Description	Cat. No.
LC 62.5/125 μm, OM1	62PLC-KIT
LC 50/125 μm LOMM, OM3	5LPLC-KIT
LC 50/125, μm LOMM, OM4	54PLC-KIT
SC 62.5/125 μm, OM1	62PSC-KIT
SC 50/125 μm LOMM, OM3	5LPSC-KIT
ST 62.5/125 μm, OM1	62PST-KIT
LC UPC Polish SM, OS2	UPPLC-KIT
SC UPC Polish SM, OS2	UPPSC-KIT

## FASTSPlice™

### Features and Benefits

- Terminated on 250 µm or 900 µm buffered fiber
- LC, SC, ST options
- FASTSPlice™ Tool Kit available with cutting/stripping tools and cleaning supplies
- FASTSPlice™ Universal Ferrule Holder supports 100+ splice-on connector terminations (sold separately)
- Holder compatible with AFL, Sumitomo, and FITEL® splicers
- FASTSPlice™ also compatible with UCL Swift splicers (UCL Swift holder PN: F-20/30 required)

### FASTSPlice™ Fusion Splice-On Connectors

Description (900 µm 12-PACK)	APC OS2	OS2 Single-Mode	OM1 Multi-Mode	OM3 & OM4 LOMM
<b>[A]</b> LC FASTSPlice™ Connector	499LC-GN9 (Green)	499LC-BL9 (Blue)	499LC-BG9 (Beige)	499LC-AQ9 (Aqua)
<b>[B]</b> SC FASTSPlice™ Connector	499SC-GN9 (Green)	499SC-BL9 (Blue)	499SC-BG9 (Beige)	499SC-AQ9 (Aqua)
<b>[C]</b> ST FASTSPlice™ Connector	—	499ST-BL9 (Blue)	499ST-BG9 (Beige)	499ST-AQ9 (Aqua)

### FASTSPlice™ Accessories

Description (900 µm 12-PACK)	Cat. No.
<b>[D]</b> Universal LC/ST/SC Ferrule Holder, 10-pack	49886-SH1
LC Duplex Clip, pack of 6, clear	49991-CLP
<b>[E]</b> FASTSPlice™ Tool Kit	49800-SOC



A



B



C



D



E

MTP® is a registered trademark of US Conec, Ltd.

## FASTCAM™ Connectors

### Features and Benefits

- Pre-polished, field-installable connectors
- Designed for data center and other applications that require fast network deployment
- Use precision zirconia ferrules
- Require no polishing or epoxy curing; provide immediate termination
- Precision mechanical termination uses molded v-groove technology to retain and align the fiber
- Terminated on 250 μm or 900 μm buffered fiber and/or 2 or 3 mm jacketed fiber
- Available in multimode, laser-optimized multimode, and single-mode connector styles
- Higher yields with Visual Fault Locator (VFL) compatible LC, SC, and ST connectors



### FASTCAM™ Connectors — 1 Per Bag

Description	Cat. No.
[A] FASTCAM™ LC OS2 Single-Mode Connector, blue	49991-SLC
[B] FASTCAM™ LC OM3/OM4 50/125 μm Laser-Optimized Multimode Connector, aqua	49991-LLC
[C] FASTCAM™ LC OM1 62.5/125 μm Multimode Connector, beige	49991-MLC
[D] FASTCAM™ SC OS2 Single-Mode Connector, blue	49991-SSC
[E] FASTCAM™ SC OM3/OM4 50/125 μm Laser-Optimized Multimode Connector, aqua	49991-LSC
[F] FASTCAM™ SC OM1 62.5/125 μm Multimode Connector, beige*	49991-MSC
[G] FASTCAM™ SC/APC OS2 Single-Mode Connector, green	49991-ASC
[H] FASTCAM™ ST OS2 Single-Mode Connector, blue	49991-SST
[I] FASTCAM™ ST OM1 62.5/125 μm Multimode Connector, beige	49991-MST
FASTCAM™ LC Duplex Clips	49991-CLP

\* = Minimum order quantity and lead times may apply




FASTCAM™ components

### SPOTLIGHT

#### Ceramic vs. Polymer Ferrules

Fiber optic ferrules, which ensure accurate alignment of fiber-to-fiber core interfaces, can be constructed of zirconia ceramic or polymer composites. While the two materials offer comparable performance in several areas, ceramic ferrules are superior in the key attributes of reliability (withstanding day-to-day environmental stressors) and durability (withstanding repeated matings/MACs). Leviton builds its connectors using only ceramic ferrules, so our customers can be assured of the best fiber connector performance in any application.



#### Related Products

For FASTCAM™ tools and consumables **see pages Q-74 to Q-75.**

## Fast-Cure™ Connectors

### Features and Benefits

- Anaerobic adhesive-style, field-installable connectors
- Hand polishing required
- Most robust connection, ideal for inside and outside plant applications
- Available in LC, SC, and ST connector styles
- Available in LOMM, multimode, and single-mode versions
- 900 µm and 3 mm boots included with SC and ST connectors



Fast-Cure™ components



### Fast-Cure™ Adhesive Connectors

Description	OS2 Single-Mode	OM1 & OM2 Multimode	OM3 & OM4 LO Multimode
<b>[A]</b> LC Fast-Cure™ Connector with 3 mm boot	49990-SL2 (blue)	49990-ML2 (beige)	49990-LL2 (aqua)
<b>[B]</b> LC Fast-Cure™ Connector with 900 µm boot	49990-SDL (blue)	49990-MDL (beige)	49990-LDL (aqua)
<b>[C]</b> SC Fast-Cure™ Connector	49990-SSC (blue)	49990-MSC (beige)	49990-LSC (aqua)
<b>[D]</b> ST Fast-Cure™ Connector	49990-SST	49990-MST	—

### Fast-Cure™ Accessories

Description	OS2	OM1, OM2, OM3, & OM4
<b>[E]</b> LC Duplex Clip for Fast-Cure™ Connector, beige (bag of 25)	—	49886-DLM
<b>[F]</b> LC Duplex Clip for Fast-Cure™ Connector, blue (bag of 25)	49886-DLS	—
<b>[G]</b> SC Duplex Clip for Fast-Cure™ Connector, black (bag of 25)	49886-DSC	49886-DSC

## Fiber Optic Fan-Out Kits

### Features and Benefits

- Protect bare fiber and prepare loose tube cable for direct termination to industry-standard connectors
- Separate 250 µm fibers and route into color-coded 900 µm buffer tubes with no proprietary tools
- Available in 6- or 12-strand kits and 24- or 36-inch lengths
- Works with cabling from any manufacturer (will accommodate buffer tube diameter up to 3.5 mm max)

### Fiber Optic Fan-Out Kits

Description	Cat. No.
<b>[H]</b> 24" Fiber Optic Fan-Out Kit, 6-fiber	49887-06S
24" Fiber Optic Fan-Out Kit, 12-fiber	49887-12S
36" Fiber Optic Fan-Out Kit, 6-fiber	49887-06L
36" Fiber Optic Fan-Out Kit, 12-fiber	49887-12L
Fan-Out Consumables Kit	49800-FAN



### SPOTLIGHT

#### Multiple Fiber Optic Fan-Out Kits

Stack multiple Fiber Optic Fan-Out Kits inside a fiber enclosure to save space. Available in two lengths, these 6- or 12-fiber kits separate 250 µm fibers and route them into color-coded 900 µm buffer tubes. The easy-to-use kits work with any manufacturer's loose-tube cabling and any industry-standard connectors. To learn more, watch a termination demonstration at [leviton.com/videos](http://leviton.com/videos).





## QUICKPORT™ Fiber Adapters

### Features and Benefits

- Snap into all QUICKPORT™ openings and Multimedia Outlet System (MOS) housings
- Tool-free plug-n-play installation
- Offered with precision phosphor bronze or zirconia ceramic alignment sleeve
- Shuttered options provide IP5x-rated protection from dust



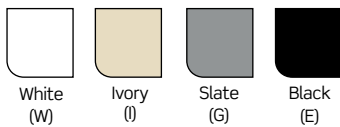
### QUICKPORT™ Fiber Adapters

Description	Cat. No.
QUICKPORT™ Duplex LC Shuttered Adapter, MM, zirconia ceramic sleeve, Beige*	41086-ML°
QUICKPORT™ Duplex LC Shuttered Adapter, 10G LOMM, zirconia ceramic sleeve, Aqua*	41086-LL°
<b>[A]</b> QUICKPORT™ Duplex LC Shuttered Adapter, SM, zirconia ceramic sleeve, Blue*	41086-SL°
<b>[B]</b> QUICKPORT™ Simplex SC Shuttered Adapter, SM, zirconia ceramic	41085-S^C
<b>[C]</b> QUICKPORT™ Simplex SC/APC Adapter, SM, zirconia ceramic	41085-AS°
<b>[D]</b> QUICKPORT™ ST Fiber Optic Adapter, SM, zirconia ceramic sleeve	41084-S^Z
QUICKPORT™ Simplex MTP® Adapter, SM/MM, key up to key down*	41085-TP°
QUICKPORT™ Simplex MTP® Adapter, SM/MM, key up to key up*	41085-TB°

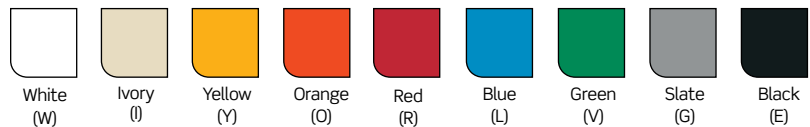
\* = Minimum order quantity and lead times may apply.  
 Some adapters are Make-to-Order, contact Inside Sales at 800.824.3005 for ordering information  
 MTP® is a registered trademark of US Conec, Ltd.

**Color Choices** QUICKPORT™ fiber adapters are offered in a wide range of colors. To order colors, add suffix to Cat. No.

^Colors



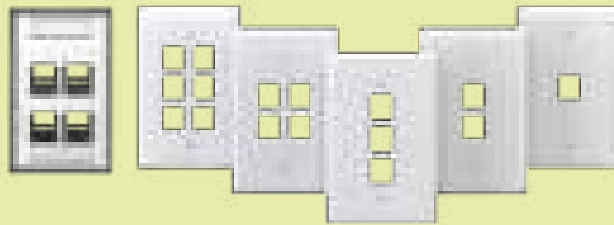
°Colors



### SPOTLIGHT

#### QUICKPORT™ Wallplates

QUICKPORT™ adapters are designed to fit our complete line of QUICKPORT™ wallplates found on pages **Q-5 to Q-7**.



**Related Products**  
 For QUICKPORT™ Jacks **see pages Q-2 to Q-4**.

### Fiber Inserts

The innovative Multimedia Outlet System (MOS) consists of a surface-mount box and single- and dual-gang wallplates that accept a wide variety of fiber, copper, and AV jacks and couplers. The single-gang wallplate and surface-mount box accepts up to six connectors; dual-gang accepts up to twelve.

#### Features and Benefits

- Modules are available in 0.5, 1, 1.5, 2, and 3 unit high sizes
- Surface-mount box accepts only 1 unit high modules
- Plates accept 3 units high total
- Available in standard QUICKPORT™ footprint as well as more specialized modules
- Snap-in installation into wallplates and surface-mount boxes
- Front-load installation simplifies moves, adds, and changes (MACs)
- Angled geometry protects cabling



AV Solutions

#### Fiber MOS Family



#### MOS Surface-Mount Box and Wallplate Housings

Description	White	Lt. Almond	Ivory	Gray	Black	
<b>[A]</b> Single-Gang Wallplate	41290-SMW	41290-SMT	41290-SMI	41290-SMG	41290-SME	41290-SMS
<b>[B]</b> Dual-Gang Wallplate	41290-DMW	41290-DMT	—	—	—	41290-DMS
<b>[C]</b> Three-Gang Wallplate	—	—	—	—	—	41290-TMS
<b>[D]</b> Surface-Mount Box	41296-MMW	—	41296-MMI	—	41296-MME	—
<b>[E]</b> Surface-Mount Housing, holds one 1 unit high module	4M089-1WM	4M089-1IM	4M089-1TM	4M089-1GM	4M089-1EM	—
<b>[F]</b> Fiber Storage/Spacer Ring	41290-DRW	—	41290-DRI	41290-DRG	41290-DRE	—
<b>[G]</b> Decora® Insert, holds one 1 unit high MOS module	41649-00W	41649-00T	—	41649-00G	41649-00E	—

\* = Surface-mount box is not compatible with 41295-V\*\*, 41292-D\*\*, and 41292-A\*\*.

\* = Dual-gang only.



Continued on next page

Continued from previous page

MOS Fiber Inserts					
Description	White	Ivory	Gray	Black	
<b>[A]</b> 1 Duplex SC, zirconia ceramic, SM/MM blue, (1 unit high)	41291-2CW	41291-2CI	—	41291-2CE	
<b>[B]</b> 1 Duplex SC, zirconia ceramic, SM/MM blue, 45° exit (1.5 units high)	41294-2CW	41294-2CI	41294-2CG	41294-2CE	
<b>[C]</b> 1 Duplex SC, zirconia ceramic, SM/MM blue, 45° exit (2 units high)	41292-2CW	41292-2CI	41292-2CG	41292-2CE	
<b>[D]</b> 2 Duplex SC, zirconia ceramic, SM/MM blue, 45° exit (3 units high)	41293-4CW	41293-4CI	41293-4CG	—	
1 Duplex ST, zirconia ceramic, SM, (1 unit high)	41291-2TW	41291-2TI	—	41291-2TE	
<b>[E]</b> 1 Duplex ST, phosphor bronze, MM, (1 unit high)	41291-2TW	—	—	—	

For multimode SC adapters in beige, blue, or aqua housing, please contact Inside Sales at 800.722.2082

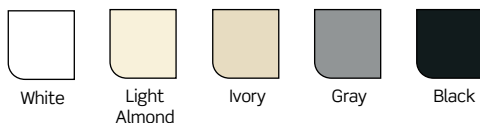


MOS QUICKPORT™ Adapters and Blank Modules						
Description	White	Lt. Almond	Ivory	Gray	Black	
<b>[F]</b> 1-Port QUICKPORT™ Module (1 unit high)	41291-1MW	41291-1MT	41291-1MI	41291-1MG	41291-1ME	
<b>[G]</b> 2-Port QUICKPORT™ Module (1 unit high)	41291-2QW	41291-2QT	41291-2QI	41291-2QG	41291-2QE	
<b>[H]</b> 2-Port 45° Exit Angled QUICKPORT™ Module (1.5 units high)	41294-2QW	41294-2QT	41294-2QI	41294-2QG	41294-2QE	
<b>[I]</b> Blank Module (0.5 units high)	41295-5BW	41295-5BT	41295-5BI	41295-5BG	41295-5BE	
<b>[J]</b> Blank Module (1 unit high)	41291-1BW	41291-1BT	41291-1BI	41291-1BG	41291-1BE	
<b>[K]</b> Blank Module (1.5 units high)	41294-2BW	—	—	—	41294-2BE	
<b>[L]</b> Blank Module (2 units high)	41292-2BW	41292-2BT	—	—	41292-2BE	



For LC adapters, use QUICKPORT™ modules above and LC adapters on page Q-71.

**Color Choices** MOS QUICKPORT™ adapters and blank modules are offered in five colors.



## Fiber Optics Tools



A, B



C



D, E



F



G, H



I



J



K



L

### Universal Tools and Accessories

Description	Cat. No.
<b>[A]</b> 250 and 900 $\mu$ m Buffer Remover (yellow handle)	49886-BR2
<b>[B]</b> Stripper 2.0/3.0 mm Jacket and 250/900 $\mu$ m Buffer 1.25 mm (LC) Polishing Puck	49886-BR3 49886-LCP
Safety Pad	49886-SPD
<b>[C]</b> 200x Inspection Scope	49886-FSP
<b>[D]</b> LC Scope Adapter (works with 200x scope only)	49886-LCS
Duplex LC Scope Adapter (works with 200x scope only)	49886-LCD
<b>[E]</b> MTP® Scope Adapter (works with 200x scope only)	49886-MCS
Fiber Optic Crimp Tool with .128/.151/.178 hex die	49886-FCT
Tool Kit Carrying Case	49886-FCC
<b>[F]</b> MTP®/MPO Male/Female Cleaning Tool (>600 cleanings)	49886-MCT
MTP®/MPO Refill Kit for 49886-MCT	49886-MCR
<b>[G]</b> LC-LC and MU Cleaning Tool	49886-LCT
<b>[H]</b> SC-SC, ST, FC, and E2000 Cleaning Tool	49886-SCT
<b>[I]</b> MTP®/MPO Female Cleaning Tool	49886-UFT
MTP®/MPO Male (with pins) Cleaning Tool	49886-UMT

### FASTCAM™ Specific Tools

Description	Cat. No.
Work Tray <sup>^</sup>	49886-LNT
<b>[J]</b> APC Angled Cleaver	49886-APC
<b>[K]</b> Flat Cleaver	49886-LNX
<b>[L]</b> Visual Fault Locator (VFL) (2.5 mm and 1.25 mm adapters included)	49886-VFL
Replacement 1.25 mm Adapter for VFL	49886-FLA

<sup>^</sup> = Minimum order quantity and lead times may apply.

### LEARN: CLEANING INSTRUCTIONS

Protect your investment and make sure you get the network performance you expect when you CL.I.C. - Clean, Inspect, Connect.

For directions visit [leviton.com/clc](http://leviton.com/clc).



MTP® is a registered trademark of US Conec, Ltd.

## Consumable Products and Kits

### Features and Benefits

#### Universal Consumables Kit

All the basic supplies needed to clean and polish fiber optic connectors.

**Kit includes:**

- 50 lint-free dry wipes
- 50 alcohol pads
- 30 sheets 12 µm lapping film
- 30 sheets 3 µm lapping film
- 30 sheets 0.3 µm lapping film
- Piano wire

#### Adhesive/Accelerator Kit

**Kit includes:**

- Loctite 680 adhesive
- Loctite 7649 accelerator with syringe
- Two needles

#### Fast-Cure™ Consumables Kit

Everything from the Universal Kit, plus specialized supplies for approximately 200 Fast-Cure terminations.

**Additional included items:**

- 25 syringes
- 25 needles
- Adhesive and accelerator

#### Fan-Out Consumables Kit

Kit terminates a minimum of 10 Fiber Optic Fan-Out Kits.

**Kit includes:**

- 20 lint-free dry wipes
- 10 alcohol pads
- 10 D'Gel® packets
- Sealant
- Talc powder



A



B



C



D

### Consumables Kits

Description	Cat. No.
[A] Universal Consumables Kit	49800-CON
[B] Fast-Cure™ Consumables Kit	49800-FCC
[C] Adhesive/Accelerator Kit	49800-680
[D] Fan-Out Consumables Kit	49800-FAN

### Consumables

Description	Cat. No.
Lint-Free Dry Wipes (100 per pack)	49886-DWP
Alcohol Pads (100 per pack)	49886-APD
12 µm Aluminum Oxide Lapping Film, pink (100 per pack)	49886-12F
3 µm Aluminum Oxide Lapping Film, yellow (100 per pack)	49886-03F
0.3 µm Aluminum Oxide Lapping Film, light blue (100 per pack)	49886-X3F
Replacement Needles (25 per pack)	49886-FCN
Replacement Syringes (25 per pack)	49886-SYR

## Versi-Duct™ Cable Management System

The Leviton unique Versi-Duct™ system is a versatile cable management solution for copper and fiber installations. The innovative system fits on any standard equipment rack, and accessories enable a wide range of cable management configurations.

### Features and Benefits

#### Versi-Duct™ 8" Channel Cable Management

- Ideal for today's large-scale deployments and Cat 6A installations with typical larger-diameter cable
- 80-inch channel ships in two 40-inch pieces for easier handling and installation
- Channels available with standard black cover
- Designer cover (gray) available as an accessory
- Channels include mounting bracket kit and two covers, one slack-loop organizer, and one cable retainer, per 80-inch side (front or front/rear)
- Covers feature integrated dual-hinge for easy accessibility
- Channels can be side- or center-mounted for better space utilization
- Large finger-passthrough space aligns with rack units



### Versi-Duct™ 8" Channel Vertical Cable Management and Accessories

Description	Front Only	Front & Rear
Vertical 80" length, 8" W x 8" D channel, standard black cover, hinged	[A] 8980L-VFO*	[B] 8980L-VFR
Vertical 40" Cover, 8" W, black (set of 4)	—	8940L-SRC
Vertical 40" Designer Cover, 8" W, gray (set of 2)	—	89265-8DC
Vertical Center Mounting Bracket, 8" W channel (bag of 4)	—	89265-BKT
Vertical Cable Retainer, 8" W channel (bag of 6)	—	[C] 89265-WR1
Vertical Slack Loop Organizer, 8" W channel (package of 2)	—	[D] 89265-SL1

\*Rear retrofit not available

#### Versi-Duct™ 8" Capacity Chart

Use the chart below to determine maximum recommended cable capacity for 8" Versi-Duct™ managers, based on average cable outside diameter. To ensure proper bend radius and space for future additions, do not fill to capacity at initial installation.

Feature	Channel Depth (WxD)	Usable Area (In <sup>2</sup> )	Cat 6A Capacity (.330" Cable)	Cat 6 Capacity (.230" Cable)	Cat 5e Capacity (.185" Cable)
8" Channel Size	7.88" x 6.9"	54.3	159	327	505
Finger Spacing	5.5" x 1"	5.5	24	50	77
Large Passthrough	4.8" x 2.6"	11.2	49	101	156
Small Passthrough	2.6" dia.	5.3	23	48	74




## Versi-Duct™ Cable Management System

Features and Benefits	
<b>Versi-Duct™ 5" Channel Cable Management</b> <ul style="list-style-type: none"> <li>• 80-inch channel ships in two 40-inch pieces for easier handling and installation</li> <li>• Interlocking tabs maintain flush channel alignment</li> <li>• Finger spacing aligns with rack units</li> </ul>	<b>Versi-Duct™ Horizontal Cable Management</b> <ul style="list-style-type: none"> <li>• Fits all standard 19-inch racks</li> <li>• Includes bend radius compliant clips</li> <li>• Finger spacing aligns with patch panel port openings to better manage patch cords</li> <li>• Standard black replacement covers available through customer service</li> </ul>



Mount the Slack Loop Organizer on the duct fingers to manage excess cables.



Versi-Duct™ 5" Channel Vertical Cable Management and Accessories		
Description	Front Only	Front & Rear
Vertical 80" length, 5" W x 4" D channel, standard snap-on black cover (included)	4980L-VFO*	4980L-VFR
Vertical 40" length, 5" W x 4" D channel, standard snap-on black cover (included) [A]	4940L-VFO*	[B] 4940L-VFR
Vertical 40" Cover, 5" channel, snap-on, black (set of 4)	—	4940L-SRC
Vertical 40" Designer Cover, 5" channel, snap-on, gray (set of 2)	—	[C] 59265-5DC
Vertical Center Mounting Bracket, 5" channel (set of 2)	—	[D] 49265-BKT
Versi-Duct™ Slack Loop Organizer (set of 2)	—	49265-SL1
Versi-Duct™ Slack Loop Organizer (extended) (set of 2)	—	49265-SL2

Versi-Duct™ Horizontal Cable Management and Accessories		
Description	Front Only	Front & Rear
Horizontal Manager, 2RU, 3" W x 3" D front, 2" W x 4" D rear**, with cover [G]	492RU-HFO	[H] 492RU-HFR
Horizontal Manager, 1RU, 1.5" W x 3" D front, 1.5" W x 4" D rear**, with cover [I]	491RU-HFO	[J] 491RU-HFR
Horizontal Designer Cover, 2RU, snap-on, gray	—	[K] 49265-DC2
Horizontal Designer Cover, 1RU, snap-on, gray	—	49265-DC1
Horizontal Cable Retainer (10 per package)	—	[E] 49265-WR1
Horizontal Cover Hinge (4 per package)	—	[F] 49265-HNG

\* = Rear retrofit not available.  
 \*\* = Bend radius clips included

### Versi-Duct™ 5" Capacity Chart

Use the chart below to determine maximum recommended cable capacity for 5" Versi-Duct™ managers, based on average cable outside diameter. To ensure proper bend radius and space for future additions, do not fill to capacity at initial installation.


Feature	Channel Depth (WxD)	Usable Area (In <sup>2</sup> )	Cat 6A Capacity (.330" Cable)	Cat 6 Capacity (.230" Cable)	Cat 5e Capacity (.185" Cable)
5" Channel Size	4.75" x 3.9"	18.5	54	111	172
Finger Spacing	3" x 1"	3.0	13	27	42
Passthrough	3.5" x 1"	3.5	15	32	49



## Horizontal Cable Managers

### Features and Benefits

- Available in 1RU, 2RU, and 4RU sizes
- All mount to standard 19-inch racks and cabinets
- 4RU manager includes a shelf to support patch cords
- Horizontal managers support transition to vertical management
- Combo Manager offers front and rear management
- Composite Blank Panel includes cable managers for high-density installations



### Horizontal Cable Managers

Description	Flat	Angled
Horizontal Manager, 1RU, 2" metal rings		[B] 49254-LPM
Horizontal Manager, 1RU, 4" metal rings	[A] 49253-LPM	—
Horizontal Manager, 2RU, 4" metal rings	49253-BCM	—
Horizontal Manager, 2RU, 2" metal rings	49253-2CM	49254-BCM
Horizontal Manager, 4RU, 4" metal rings	[C] 49253-4CM	—
Horizontal Manager, 1RU, 6" metal rings	49253-6PM	—
Horizontal Manager, 2RU, 6" metal rings	[D] 49253-6MR	—
Horizontal Cable Manager Cover, 1RU	[E] 49253-1CV	—
Horizontal Cable Manager Cover, 2RU	[F] 49253-2CV	—
Horizontal Cable Manager Cover, 4RU	49253-4CV	—
Tie Wrap Bar, 1" H x 1.5" D	[G] 49258-TWB	—



## Rear Cable Management Bars

### Features and Benefits

- Standard Flat Cable Management Bar attaches directly to patch panels
- Standard and Angled Cable Management Bars attach directly to rack
- Cable Management Clip easily snaps onto the standard Cable Management Bar to secure discrete cables with no ties or wraps
- High-Density Cable Management Bar is constructed of die-cast aluminum to support heavy loads of cable and mounts on front or rear of rack
- Rear Cable Management Bar for Active Equipment offers extended depth for power cord support and cutouts for air circulation



### Rear Cable Management Bars

Description	Flat	Angled
Standard Cable Management Bar	[A] 49005-CMB	[C] 49006-AMB
Cable Management Clip (attaches to 49005-CMB)	[B] 49005-CMC	—
High-Density Cable Management Bar, 1RU	[D] 49005-DMB	—
e2XHD Rear Cable Manager, with cable management rings (four 1/4" rings)	[E] E2X1F-CMB	E2XHD-CMB

VELCRO® is a registered trademark of Velcro BVBA. Used with permission

### SPOTLIGHT

#### Cable Management Options

##### High-Density Cable Management Bar

Constructed of durable, lightweight die-cast aluminum, the High-Density 1RU Cable Management Bar is excellent for heavy cable loads. The bar supports up to 48 Cat 6A, Cat 6, or Cat 5e horizontal cables and fits all industry standard 19-inch racks and cabinets. It can be mounted on the front or rear of the rack.



##### Vertical Cable Management Rings

Support and manage vertical and horizontal cable loads with Vertical Cable Management Rings. The open ring solution is ideal for tight spaces and smaller deployments. Install with the Mounting Tie Bracket for center mounting.



## Blanks and Transitional Covers

### Features and Benefits

#### Blank Panel Inserts

- Provide a seamless look and designate rack space for future expansion
- Available for flat, angled, and recessed-angled patch panels
- Attach included cable manager to Composite Blank Panel when additional cord management is needed



A-C

#### Transitional Covers

- Provide clean, aesthetic transition from angled patch panels to flat equipment
- Improve thermal management
- Available for angled and recessed-angled patch panels



D, E



F

### Blank Panel Inserts

Description	Standard	Angled
Blank Panel, 4RU	[A] 49254-BP4	—
Blank Panel, 2RU	[B] 49254-BP2	[E] 49254-BA2
Blank Panel, 1RU	[C] 49254-BP1	[D] 49254-BA1

### Transitional Covers

Description	Standard	Angled
Transitional Cover, 1RU	—	[F] 49254-BC1

### SPOTLIGHT

#### Angled Panels

Address specific rack and cabinet requirements with Leviton angled patch panels. These panels improve patch cord routing in high-density applications, as they easily route cables into vertical cable managers, eliminating the need for horizontal, front cable management bars. Specialized cable management is available for both styles, including standard bars, horizontal managers, blanks, and transitional covers.



#### Related Products


For angled patch panels **see page Q-30.**

## Rings and Brackets

### Features and Benefits

#### Cable Management Rings

- Vertical Management Rings are an open ring solution that can be installed in tight spaces and smaller deployments
- Mounting Tie Bracket allows rings to be positioned between racks
- Vertical Transition Rings are used for vertical and horizontal cable management and are compatible with flat and angled panels




#### Hinged Wall-Mount Brackets

- Designed for installations where space is constrained and racks are not used
- 6-inch deep brackets allow for proper cable management

#### Front Hinged Bracket

- Simplifies process of terminating cables to rear of patch panels when access is limited
- Easy-access quick-release latches drop to 90° and 120° positions
- Rack- or wall-mountable



### ORU Patch Cord Manager

Description	Cat. No.
[A] ORU Patch Cord Manager (bag of 2)	5RCMT-VFG

### Cable Management Rings

Description	Cat. No.
3" Vertical Management Rings	49260-MR3
[B] 6" Vertical Management Rings	49260-MR6
[C] Vertical Transition Rings for Angled and Recessed-Angled Panels, 2RU	49262-HR1

### Hinged Wall-Mount Brackets

Description	Cat. No.
[D] Hinged Wall-Mount Bracket, 2RU, 6" depth	49251-W62
Hinged Wall-Mount Bracket, 3RU, 6" depth	49251-W63
Hinged Wall-Mount Bracket, 4RU, 6" depth	49251-W64

### Front Hinged Bracket

Description	Cat. No.
[E] Front Hinged Bracket, 3RU	49400-FHB



Front Hinged Bracket in the 120° position

## VELCRO® Brand Cable Fasteners and Storage Rings

### Features and Benefits

#### VELCRO® Brand Cable Fasteners

##### VELCRO® Brand Tie Wraps

- Available in 5-, 8-, and 12-inch lengths (0.5-inch width)
- Slot helps secure fastening without over-tightening
- All wraps come with 25 units per roll

##### VELCRO® Brand Wraps — Bulk Rolls

- Available in 15-, 75-, and 600-foot bulk rolls (0.5-inch width)
- Cut to desired length

##### VELCRO® Brand Wraps — SoftCinch Lite Rolls

- Thinner depth for smaller bundles
- Tear by hand for quick application
- Available in 75-foot roll (0.5-inch width)

#### VELCRO® Brand Storage Rings

- Storage rings for inside and outside plant ensure copper and fiber optic bend radius; loops included



Available in 11.75" and 24" diameter

### VELCRO® Brand Cable Fasteners

Description	Black	Blue	Yellow	Orange	Maroon (Plenum Rated)
[A] Tie Wrap, 5" (25 units per roll)	43105-005	—	—	—	—
[B] Tie Wrap, 8" (25 units per roll)	43108-008	—	—	—	—
[C] Tie Wrap, 12" (25 units per roll)	43112-012	—	—	—	—
[D] Bulk Roll, 15'	43115-015	—	—	—	—
[E] Bulk Roll, 75'	43115-075	43115-75L	43115-75Y	43115-75O	43115-75P
[F] Bulk Roll, 600'	43115-600	—	—	—	—
[G] SoftCinch Lite Roll, 75'	4S115-75E	—	—	—	—

### VELCRO® Brand Storage Rings

Description	Cat. No.
[H] Storage Rings, Inside Plant, 11.75" diameter	48900-IFR
Storage Rings, Outside Plant, 24" diameter	48900-OFR

VELCRO® is a registered trademark of Velcro BVBA. Used with permission.

Maroon products UL Listed for use in plenum or air handling spaces per National Electric Code (NEC) Section 300.

### SPOTLIGHT

#### Protect Cables with Genuine VELCRO® Brand Fasteners

Use VELCRO® Brand fasteners to secure all cable bundles. Our genuine VELCRO® Brand products won't crush or damage cables like tie wraps can, and are reusable for moves, adds, and changes (MACs). Plus, with our extensive range of fastener styles, colors, and sizes, Leviton has the perfect VELCRO® Brand cable management solution for your unique needs.



## Zone Enclosures

### Features and Benefits

#### Zone Enclosures

- Provide flexible consolidation points in ceiling or floor
- Simplify moves, adds, and changes (MACs)
- Plenum-rated and include fire-rated foam sealing kits
- Significant reduction in cable pathway loading
- Use as a telecom enclosure (TE) for cabling flexibility

#### 2' x 2' Passive Raised-Floor Enclosures

- Fit in air handling space under 8-inch raised floors
- House two 4RU (8RU total) racks for standard 19-inch components
- Rotating patch panel mounting provides easy access to rear of panels

#### Ceiling Enclosures

- Install flush with drop ceiling
- Fully hinged drop-down doors support installed equipment and open to face technician
- Active and passive styles available
- Mount into standard 2' x 2' and 2' x 4' ceiling tiles
- Active enclosures include AC power back box and venting for active equipment

#### 24-Port Low-Profile Zone Enclosure

- Accommodates up to 24 duplex fiber ports (using LC), 24 simplex fiber ports (using SC), and 24 ports (for copper)
- Accepts all QUICKPORT™ connectivity: ATLAS-X1™, eXtreme®, and GigaMax® jacks, fiber adapters, and AV couplers
- Design allows for multiple enclosures to be stacked for additional connections
- Suitable for installation in air-handling spaces (plenum)



### Zone Enclosures

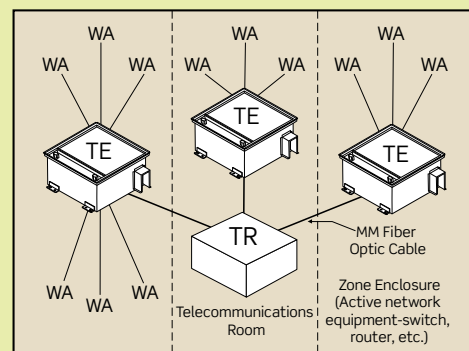
Description	Cat. No.
<b>[A]</b> Active Ceiling Enclosure, 2' x 2', 2RU active and 5RU passive space	Z1000-AC2
<b>[B]</b> Active Ceiling Enclosure, 2' x 4', 4RU active and 10RU passive space	Z1000-AC4
<b>[C]</b> Passive Raised-Floor Enclosure, 8" depth, 8RU passive space	Z1000-PF2
<b>[D]</b> Passive Ceiling Enclosure, 2' x 2', 5RU passive space	Z1000-PC2
<b>[E]</b> 24-Port Low-Profile Zone Enclosure	49225-24E

### SPOTLIGHT

#### Zone Cabling Design Benefits

In a zone cabling design, cables are routed from the telecommunications room (TR) to appropriately placed telecommunications enclosures (TE). Cabling is then run from the zone enclosure to each work area (WA). In an Active Zone Enclosure System, a single fiber run can support dozens of work areas, significantly reducing cable pathway loading and TR space requirements. Zone cabling designs are ideal for open office architecture. Zone cabling benefits include:

- Maximum infrastructure flexibility
- Improved network performance
- Simplified moves, adds, and changes
- Reduced floor space usage
- Significantly reduced cost of ownership



## 5500 and 5505 Series

### Features and Benefits

#### The 5500 and 5505 Series share several key features

- Resettable circuit breaker to protect against overloading
- 12 receptacles: 10 in back, 2 in front
- 20A versions available with either straight blade or locking input plug
- Mounts horizontally on 19-inch racks or cabinets

#### 5500 Series with Enhanced Surge Protection

- Peak surge current: 72 kA
- VPR — L-N: 400 Vpk, L-G/N-G: 500 Vpk
- EMI/RFI noise filtering: 100 kHz to 30 MHz, -10 dB to -35 dB
- Type SPD: 4
- Physical dimensions: 1.75" H x 19" W x 4.55" D

#### 5505 Series with Surge Protection

- Peak surge current: 27 kA
- VPR — L-N: 600 Vpk, L-G/N-G: 700 Vpk
- EMI/RFI noise filtering: 100 kHz to 30 MHz, -5 dB to -40 dB
- Type SPD: 4
- Physical dimensions: 1.75" H x 19" W x 2.5" D



### Standards & Certifications

UL 1363 RECOGNIZED | #E118936

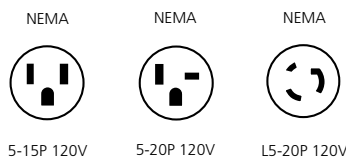
5500: UL 1449 LISTED | #E118936/3/1

5505: UL 1449 LISTED | #E118936/3/2

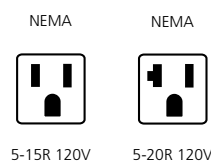
### 5500/5505 Series Rack-Mount Power Distribution Units (PDUs) with Surge Protection

Cat. No.	Footprint	On/Off Switch		Input			Output			
		Yes	No	Input Voltage	Amps	Cord Length	Input Plug	Output Voltage	Receptacle Type	Receptacle Quantity
[A] 5500-190	Horizontal / Rack Mnt.	•		120V	15A	12'	5-15P	120V	5-15R	12
5500-192	Horizontal / Rack Mnt.	•		120V	20A	12'	5-20P	120V	5-20R	12
5500-20L	Horizontal / Rack Mnt.	•		120V	20A	12'	L5-20P	120V	5-20R	12
5500-15N	Horizontal / Rack Mnt.		•	120V	15A	12'	5-15P	120V	5-15R	12
5505-190	Horizontal / Rack Mnt.	•		120V	15A	12'	5-15P	120V	5-15R	12

#### Input Plug Types



#### Output Receptacle Types



## P1000 Series

Leviton P1000 Series Rack PDUs are designed for data centers, wiring closets, and other environments that require cost-effective, “always-on” power. The robust, compact design ensures that these products can be used wherever reliability and density are important.

### Features and Benefits

- All models feature circuit breaker protection to prevent current overloads
- Available in 120V with 15, 20, or 30 amps
- Surge-protected models prevent damage from transient surges
- LED indicators for power, grounding/polarity, and surge protection where applicable
- Hardwired power input cord
- 18-gauge cold-rolled steel construction
- Available in vertical Zero-U or horizontal 19-inch rack-mount styles
- Mounting hardware included; optional adjustable rack-mounting bracket available



Vertical P1000 units ship with flat brackets, L-brackets, backplates, mounting buttons, screws, and washers to support a variety of workstation options.



### Standards & Certifications

UL 60950-1 LISTED | #E228302  
 UL 1449 LISTED 4TH ED. | #E228302  
 (P1070 SERIES ONLY)

### Recommended Applications

- Data Center Cabinets
- Telecommunications Racks

### Unmetered Horizontal Power Distribution Units (Pdus), Single Input

Cat. No.	Dimensions (inches) H x W x D	Input			Output			
		Input Voltage	Amps	Cord Length	Input Plug	Output Voltage	Receptacle Type	Receptacle Quantity
P1020-12S	1.75 x 17.5 x 4.5	120V	15A	12'	5-15P	120V	5-15R	10
[A] P1021-12S	1.75 x 17.5 x 4.5	120V	20A	12'	5-20P	120V	5-20R	10
P1022-12L	1.75 x 17.5 x 4.5	120V	20A	12'	L5-20P	120V	5-20R	10
P1023-12L	3.5 x 17.5 x 4.5	120V	30A	12'	L5-30P	120V	5-20R	16

#### Input Plug Types



#### Output Receptacle Types



Continued on next page

Continued from previous page

## P1000 Series


### Unmetered Vertical Power Distribution Units (Pdus), Single Input

Cat. No.	Dimensions (inches) H x W x D	Input				Output		
		Input Voltage	Amps	Cord Length	Input Plug	Output Voltage	Receptacle Type	Receptacle Quantity
P1040-10S	30 L x 1.8 W x 1.75	120V	15A	10'	5-15P	120V	5-15R	16
<b>[C]</b> P1041-10S	30 L x 1.8 W x 1.75	120V	20A	10'	5-20P	120V	5-20R	16
P1042-10L	30 L x 1.8 W x 1.75	120V	20A	10'	L5-20P	120V	5-20R	16
P1043-10S	48 L x 1.8 W x 1.75	120V	20A	10'	5-20P	120V	5-20R	24
<b>[D]</b> P1044-10L	48 L x 1.8 W x 1.75	120V	20A	10'	L5-20P	120V	5-20R	24
P1045-10L	48 L x 1.8 W x 1.75	120V	30A	10'	L5-30P	120V	5-20R	24

### Surge-Protected Vertical Power Distribution Units (Pdus), Single Input

Cat. No.	Dimensions (inches) H x W x D	Input				Output		
		Input Voltage	Amps	Cord Length	Input Plug	Output Voltage	Receptacle Type	Receptacle Quantity
P1070-10S	30 L x 2.19 W x 1.73 D	120V	15A	10'	5-15P	120V	5-15R	16
P1071-10S	30 L x 2.19 W x 1.73 D	120V	20A	10'	5-20P	120V	5-20R	16
P1072-10L	30 L x 2.19 W x 1.73 D	120V	20A	10'	L5-20P	120V	5-20R	16
P1073-10S	48 L x 2.19 W x 1.73 D	120V	20A	10'	5-20P	120V	5-20R	24
P1074-10L	48 L x 2.19 W x 1.73 D	120V	20A	10'	L5-20P	120V	5-20R	24

#### Input Plug Types



#### Output Receptacle Types



### Accessories

Cat. No.	Description
PDURK-VMK	Rack Mounting Kit for Vertical PDUs



Renu® .....	R-2
Switches .....	R-4
Receptacles .....	R-4
USB Charger Receptacles .....	R-5
GFCI Devices .....	R-6
Dimmers .....	R-7
Wallplates .....	R-8
Color Change Kits .....	R-10
Datacom .....	R-12



## Renu® in a Snap

### The Smart Way to Update the Look of a Room in Just a Few Easy Steps.

Renu® is a new collection of electrical wiring devices, including switches, receptacles, dimmers and wallplates, that features easily changeable faceplates in 20 popular colors. Refresh the color of any Renu® device without any rewiring by snapping off the faceplate on the device and snapping on the new color face. Coordinating screwless wallplates snap on to finish the look. Renu® fits any lifestyle and adapts to changing décor.

#### RE153



Remove existing switch.	Replace with Renu®.	Now you've got a great look you can change any time.
Face snaps off/on to change color		
Remove Renu® wallplate and face.	Choose a fresh color to match or contrast with décor.	Snap on a Renu® coordinating wallplate. Now you're done and can enjoy your smart new look.



Not for use with Decora® Wallplates

### The Renu® Palette

Renu® complements any décor, whether you want it to blend in with the walls or contrast with the trim. The collection is available in many popular shades.



White on White  
(-WW)



Onyx Black  
(-OB)



Navajo Sand  
(-NS)



Café Latte  
(-CA)



Corn Silk  
(-CS)



Dapper Tan  
(-DT)



Deep Garnet  
(-DG)



Fresh Pink  
Lemonade  
(-FP)



Gold Coast  
White (-GC)



Granny Smith  
Apple  
(-GS)



Pebble Gray  
(-PG)



Prairie Sage  
(-PS)



Red  
Delicious (-RE)



Rich Navy  
(-RN)



Sea Spray  
(-SE)



Toasted  
Coconut  
(-TC)



Walnut  
Bark (-WB)



Warm  
Caramel (-WC)



Whispering  
Wheat (-WG)



Wood Smoke  
(-WS)



Stainless Steel  
Appearance  
(-STS)  
(Wallplate Only)

Not for use with Decora® Wallplates.  
Several colors are discontinued, please reach out to customer service for availability.

## Renu® Switches

Leviton Renu® switches feature a shallow design that easily installs in any wallbox and is self grounded when installed in a properly grounded metal wallbox. The wiring options include Quickwire, back, or side wiring for quick installation. Switches for every need include single pole, 3-way, 4-way and combination devices, all with gently curved edges and sculpted lines.

## Renu® Receptacles

Leviton Renu® receptacles feature a shallow design that easily installs in any wallbox and is self grounded when installed in a properly grounded metal wallbox. Back and side wiring options allow for quick and convenient installation. Renu® receptacles are tamper-resistant with a built-in shutter mechanism that blocks access to the contacts unless a two-prong plug is inserted.

### Features and Benefits

- Shallow depth for easier installation
- Self-grounded when installed in a properly grounded metal wallbox
- Terminals designed to withstand high torque and resist wire pullout
- Innovative tongue and groove design for effortless alignment in multi-gang installations
- No subplate behind the wallplate or visible mounting screws
- To complete the look, snap on a matching or contrasting Renu® screwless wallplate (sold separately)
- Use only with Renu® wallplates
- Backed by a limited 5-year warranty

### Switches

- Back and side wired for fast, easy installation
- 3-way and 4-way switches are available for controlling lights from multiple locations
- Switch face easily snaps OFF and ON to change color
- Once installed, Renu® switches can be updated to a new color by ordering a color change kit

### Receptacles

- Back, side and quick wired for fast, easy installation
- Tamper-resistant to meet the child safety requirements of the National Electrical Code®
- Receptacle face easily snaps OFF and ON to change color
- Once installed, Renu® receptacles can be updated to a new color by ordering a color change kit

### Renu® Switches

Description	Rating	Cat. No.	Color
Switch for Single Pole Applications	15A 120/277VAC	RE151	WW, OB, NS, CA, CS, DT, DG, FP, GC, GS, PG, PS, RE, RN, SE, TC, WB, WC, WG, WS
Switch for 3-Way Applications		RE153	
Switch for 4-Way Applications		RE154	
Color Change Kit for Single Pole, 3-Way and 4-Way Switches	—	RK15X	
Single Pole Combination Switch	15A 120/277VAC	RE634	
Color Change Kit for Combination Switch	—	RK634	



RE153

### Renu® Receptacles

Description	Rating	Cat. No.	Color
Tamper-Resistant Receptacle	15A 125V	RER15	WW, OB, NS, CA, CS, DT, DG, FP, GC, GS, PG, PS, RE, RN, SE, TC, WB, WC, WG, WS
Color Change Kit for 15A		RKR15	
Tamper-Resistant Receptacle	20A 125V	RER20	TC, WB, WC, WG, WS
Color Change Kit for Tamper-Resistant Receptacle		RKR20	



RER15

Not for use with Decora® Wallplates

## Renu® USB Charger/Tamper-Resistant Receptacles

Leviton Renu® USB Charger/Tamper-Resistant Duplex Receptacles are the smart way to update the look of any room while enjoying the latest charging technology. They have the capability to charge electronic devices utilizing the two USB Ports, leaving the two Tamper-Resistant Receptacles free for other uses. The Renu® USB Charger/Tamper-Resistant Receptacles use smart chip technology to recognize and optimize the charging requirements of individual smart phones, tablets and more for faster, more efficient charging every time.

### Features and Benefits

- Smart chip recognizes and optimizes the charging requirements of individual devices
- Two high-powered charging ports, 3.6A charging capacity
- Tamper-Resistant to meet the child safety requirements of the National Electrical Code®
- USB ports are positioned vertically providing more space for maneuvering and reducing stress on USB cables
- Compatible with USB 2.0 devices
- Fits in a standard wallbox
- Back and side wired for easy installation
- Receptacle face easily snaps OFF and ON to change color
- Innovative tongue and groove design for effortless alignment in multi-gang installations with other Renu devices
- No subplate behind the wallplate or visible mounting screws
- Uses only Renu wallplates (sold separately)
- Spec Grade
- Backed by 5-year limited warranty

### Renu® Receptacles

Description	Rating	Cat. No.	Color
USB Charger/Tamper-Resistant Receptacle, 3.6A charging	15A 125V	<a href="#">RUAA1</a>	WW, OB, NS, CA, CS, DT, DG, FP, GC, GS, PG, PS, RE, RN, SE, TC, WB, WC, WG, WS
Color Change Kit for 15A USB Charger/Tamper-Resistant Receptacle	—	RKAA1	
USB Charger/Tamper-Resistant Receptacle, 3.6A charging	20A 125V	<a href="#">RUAA2</a>	
Color Change Kit for 20A USB Charger/Tamper-Resistant Receptacle	—	RKAA2	



RUAA1



RUAA2

Not for use with Decora® Wallplates

## Renu® GFCI Devices

Leviton Renu® GFCI receptacles feature our new shallow design that takes up to 25% less space in the wallbox than other GFCIs so it easily installs in most wallboxes, even shallow ones. It also contains Leviton's patented RESET lockout feature which automatically tests the GFCI every time the RESET button is pushed in. Renu® GFCI receptacles are self grounded when installed in a properly grounded metal wallbox. Back and side wiring options allow for quick and convenient installation. They are tamper-resistant with a built-in shutter mechanism that blocks access to the contacts unless a two-prong plug is inserted. GFCIs are required by the National Electrical Code® (NEC®) in all new and renovated residential construction in areas in the vicinity of water or which are prone to dampness.

### Features and Benefits

- Shallow depth for easier installation
- Tamper-resistant to meet NEC child safety requirements for new and renovated residential construction
- Patented lockout feature for added safety prevents RESET if GFCI is not operating properly
- Self grounded when installed in a properly grounded metal wallbox
- Back and side wired for fast, easy installation
- Terminals designed to withstand high torque and resist wire pullout
- Innovative tongue and groove design for effortless alignment in multi-gang installations
- No subplate behind the wallplate or visible mounting screws
- GFCI face easily snaps OFF and ON to change color
- Once installed, Renu® GFCI outlets can be updated to a new color by ordering a color change kit
- To complete the look, snap on a matching or contrasting Renu® screwless wallplate (sold separately)
- Use only with Renu® wallplates
- Backed by a limited 5-year warranty

### Renu® GFCIs

Description	Rating	Cat. No.	Color
Tamper-Resistant Self-Test GFCI Receptacle	15A 125V @ Receptacle. 20A 125V Feed-Through	RGF15	WW, OB, NS, CA, CS, DT, DG, FP, GC, GS, PG, PS, RE, RN, SE, TC, WB, WC, WG, WS
Color Change Kit for 15A Tamper-Resistant GFCI Receptacle	—	RKG15	WW, OB, NS, CA, CS, DT, DG, FP, GC, GS, PG, PS, RE, RN, SE, TC, WB, WC, WG, WS
Tamper-Resistant Self-Test GFCI Receptacle	20A 125V @ Receptacle. 20A 125V Feed-Through	RGF20	WW, OB, NS, CA, CS, DT, DG, FP, GC, GS, PG, PS, RE, RN, SE, TC, WB, WC, WG, WS
Color Change Kit for 20A Tamper-Resistant GFCI Receptacle	—	RKG20	WW, OB, NS, CA, CS, DT, DG, FP, GC, GS, PG, PS, RE, RN, SE, TC, WB, WC, WG, WS



RGF15



RGF20

Not for use with Decora® Wallplates

## Renu® Dimmers

Leviton Renu® Dimmers feature a shallow design that easily installs in any wallbox and is self grounded when installed in a properly grounded metal wallbox. The terminals are designed to withstand high torque and resist wire pullout. The Renu® dimmer can be used for single-pole, 3-way and other applications when used with the coordinating remote dimmer. Along with providing convenient control, dimmers can help lower your electric bills and extend the life of your light bulbs.

### Features and Benefits

- Shallow depth for easier installation
- Digital circuitry provides single pole, 3-way or more applications when used with the RE00R remote dimmer
- Soothing white LED and brightness display
- Advanced programming is available for energy save mode, minimum brightness level, preset ON, fade rates, almost OFF and LED options
- Back and side wired for fast, easy installation
- Innovative tongue and groove design for effortless alignment in multi-gang installations
- No subplate behind the wallplate or visible mounting screws
- Dimmer face easily snaps OFF and ON to change color
- Once installed, Renu® dimmers can be updated to a new color by ordering a color change kit
- REL06 is designed specifically for use with dimmable LED and CFL lamps as well as incandescent and magnetic low voltage loads
- To complete the look, snap on a matching or contrasting Renu® screwless wallplate (sold separately)
- Use only with Renu® wallplates
- Backed by a limited 5-year warranty

### Renu® Digital Controls for Single Pole, 3-Way or More Applications

Renu® Dimmers			
Description	Rating	Cat. No.	Color
LED/CFL/MLV/Incandescent Dimmer with LED locator and brightness display	300W LED/CFL. 600VA Magnetic Low Voltage. 600W 120VAC Incandescent	REL06	WW, OB, NS, CA, CS, DT, DG, FP, GC, GS, PG, PS, RE, RN, SE, TC, WB, WC, WG, WS
Dimmer Color Change Kit	—	RKDMD	WW, OB, NS, CA, CS, DT, DG, FP, GC, GS, PG, PS, RE, RN, SE, TC, WB, WC, WG, WS
Coordinating Remote Dimmer for 3-Way or Multi-Location Control, for use with REL06	No Load Rating. 120VAC	RE00R	WW, OB, NS, CA, CS, DT, DG, FP, GC, GS, PG, PS, RE, RN, SE, TC, WB, WC, WG, WS
Coordinating Remote Dimmer Color Change Kit	—	RKDCC	WW, OB, NS, CA, CS, DT, DG, FP, GC, GS, PG, PS, RE, RN, SE, TC, WB, WC, WG, WS



REI06



RE00R

Not for use with Decora® Wallplates

## Renu® Wallplates

Renu® Wallplates snap directly onto the Renu® devices for seamless style. If you decide to change color schemes, you can easily snap off the wallplate and snap on a new one. Choose from 20 designer color wallplates, and stainless steel appearance, to find the perfect combination. The large selection makes it easy to find the right color so the device can blend in or contrast against the existing décor. These wallplates are slightly larger than standard sized ones to help cover wall imperfections and are available in one-, two-, three, and four-gang models.

### Features and Benefits

- Exclusive for all Renu® devices
- Screwless, snap-on wallplate
- Does not contain a subplate, simply snap onto Renu® device
- Available in 20 popular colors and stainless steel appearance finish to match any décor
- Slightly larger than standard wallplates to help cover wall imperfections
- 1-, 2-, 3- and 4-gang wallplates available
- Renu® adapter ring REA00\* (sold separately) allows any Decora® device to fit into a Renu® wallplate
- Backed by a limited 5-year warranty

### Renu® Samples



### Renu® Colors

Note: Only wallplates are available in the stainless steel appearance finish. To order colors, add suffix to Cat. No.



White on White (-WW)



Onyx Black (-OB)



Navajo Sand (-NS)



Café Latte (-CA)



Corn Silk (-CS)



Dapper Tan (-DT)



Deep Garnet (-DG)



Fresh Pink Lemonade (-FP)



Gold Coast White (-GC)



Granny Smith Apple (-GS)



Pebble Gray (-PG)



Prairie Sage (-PS)



Red Delicious (-RE)



Rich Navy (-RN)



Sea Spray (-SE)



Toasted Coconut (-TC)



Walnut Bark (-WB)



Warm Caramel (-WC)



Whispering Wheat (-WG)



Wood Smoke (-WS)



Stainless Steel Appearance (-STS)

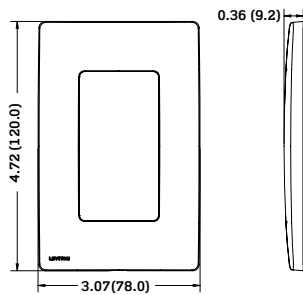
Not for use with standard Decora® devices without the "Renu®" Adapter Frame



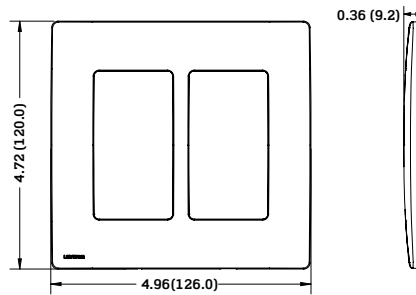
Renu® Wallplates		
Description	Cat. No.	Color
1-Gang Screwless Snap-On Wallplate	REWP1	WW, OB, NS, CA, CS, DT, DG, FP, GC, GS, PG, PS, RE, RN, SE, TC, WB, WC, WG, WS
1-Gang Screwless Snap-On Wallplate, in Stainless Steel Appearance	REWM1	STS
2-Gang Screwless Snap-On Wallplate	REWP2	WW, OB, NS, CA, CS, DT, DG, FP, GC, GS, PG, PS, RE, RN, SE, TC, WB, WC, WG, WS
2-Gang Screwless Snap-On Wallplate, in Stainless Steel Appearance	REWM2	STS
3-Gang Screwless Snap-On Wallplate	REWP3	WW, OB, NS, CA, CS, DT, DG, FP, GC, GS, PG, PS, RE, RN, SE, TC, WB, WC, WG, WS
4-Gang Screwless Snap-On Wallplate	REWP4	WW, OB, NS, CA, CS, DT, DG, FP, GC, GS, PG, PS, RE, RN, SE, TC, WB, WC, WG, WS

### Wiring Diagrams for Wallplates

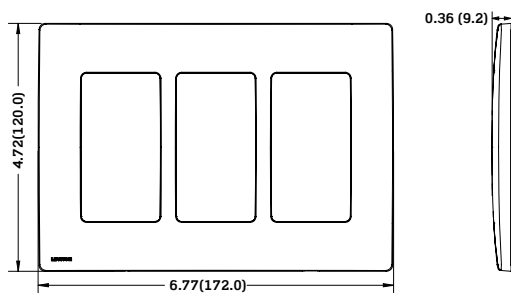
1-Gang Wallplate



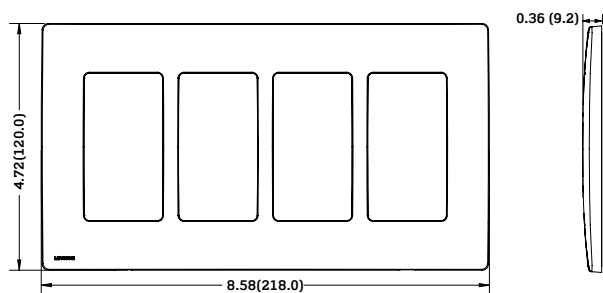
2-Gang Wallplate



3-Gang Wallplate



4-Gang Wallplate



Not for use with standard Decora® devices without the "Renu"® Adapter Frame

## Renu® Color Change Kits

Leviton Renu® Color change kits are ideal for a quick and easy color change for the entire line of Renu® devices. Simply snap off the device face-and snap on a new one-no need to rewire. Interchangeable faceplates and wallplates are available in 20 popular colors to blend in or contrast with any color scheme.

### Features and Benefits

- Update any Renu® switch in a snap
- Switch faces easily, snap off to change color
- Available in 20 designer colors
- Turns the electrical device into a decorative, easily updated accessory
- Backed by a limited 5-year warranty

### Renu® Color Change Kits

Description	Cat. No.
Color Change Kit for Single Pole, 3-Way and 4-Way Switches	RK15X
Color Change Kit for Combination Switch	RK634
Color Change Kit for 15A Tamper-Resistant Receptacle	RKR15
Color Change Kit for 20A Tamper-Resistant Receptacle	RKR20
Color Change Kit for 15A USB Charger/Tamper-Resistant Receptacle	RKAA1
Color Change Kit for 15A Tamper-Resistant Self-Test GFCI Receptacle	RKG15
Color Change Kit for 20A Tamper-Resistant Self-Test GFCI Receptacle	RKG20
Color Change Kit for 20A USB Charger/Tamper-Resistant Receptacle	RKAA2
Dimmer Color Change Kit	RKDMD
Coordinating Remote Dimmer Color Change Kit	RKDCD



RK15X



RK634



RKR15



RKG15



RKDMD

**Color Choices** Renu® color change kits are offered in a wide range of colors. To order colors, add suffix to Cat. No.



White (-WW)



Onyx Black (-OB)



Navajo Sand (-NS)



Café Latte (-CA)



Corn Silk (-CS)



Dapper Tan (-DT)



Deep Garnet (-DG)



Fresh Pink Lemonade (-FP)



Gold Coast White (-GC)



Granny Smith Apple (-GS)



Pebble Gray (-PG)



Prairie Sage (-PS)



Red Delicious (-RE)



Rich Navy (-RN)



Sea Spray (-SE)



Toasted Coconut (-TC)



Walnut Bark (-WB)



Warm Caramel (-WC)



Whispering Wheat (-WG)

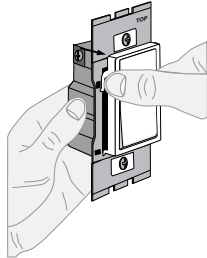


Wood Smoke (-WS)

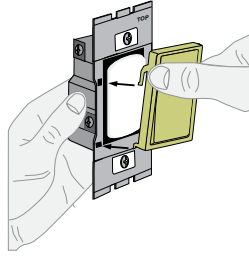
Not for use with Decora® Wallplates

How to Change Renu® Device Color Faces

How to Change a Switch Color




Push in sides at tabs and pull to release face




Attach new face by inserting the bottom hinge tabs, then pivot and snap on the new face

How to Change a Receptacle Color\*



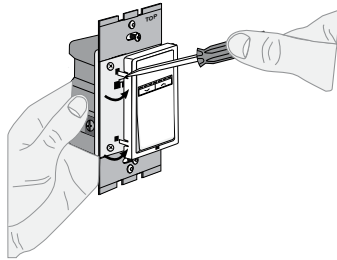
Push down tabs per diagram, one at a time and rotate forward to release face



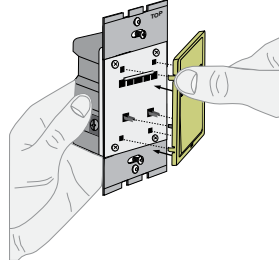
Attach new face by inserting bottom hinge tabs, then pivot and snap on the new face

\* Includes the USB Charger/Tamper-Resistant Receptacle

How to Change a Dimmer Color

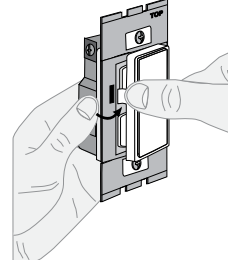


Using a flat screwdriver, push in upper and lower tabs on left side of frame, then rotate right to release face

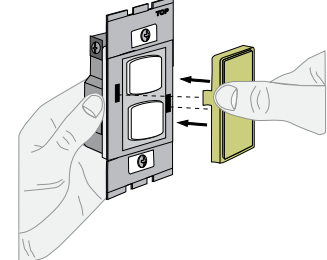


Line up and insert right side tabs, then rotate left to attach new face

How to Change a Combination Switch Color




Push in left side of frame at tab and rotate right to release




Insert right side tab and rotate left to attach


How to Change a GFCI Color



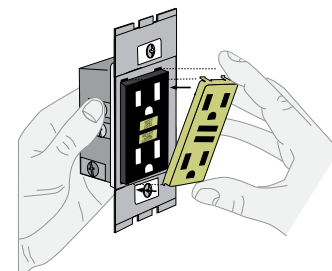
Push down tabs per diagram, one at a time and rotate forward to release face



Pull out Test and Reset buttons



Insert new Test and Reset buttons



Attach new face by inserting bottom hinge tabs, then pivot and snap on the new face

Not for use with Decora® Wallplates

## Renu® Datacom Inserts and Adapter Ring

Renu® data connectivity inserts for snap-in QuickPort® modules fit Renu® wallplates and provide audio/video connections. The Renu® adapter ring makes it easy to retrofit any Decora® device to fit into a Renu® wallplate.

### Features and Benefits

#### Datacom QuickPort® Insert


- Available in 1, 2, 3, 4 and 6 ports
- Compatible with all QuickPort® connectors and adapters (sold separately)
- Inserts can be customized in a snap with any Leviton QuickPort® audio/video, phone or data connector in standard QuickPort® colors
- Quick and easy to install
- Available in three standard colors to coordinate with QuickPort® colors: White on White (QuickPort® White), Onyx Black (QuickPort® Black) or Navajo Sand (QuickPort® Light Almond)
- Use only with Renu® wallplates
- cULus Listed

#### Adapter Ring

- Allows any Decora® device to fit into a Renu® wallplate
- Renu® screwless wallplates (sold separately) snap directly onto adapter ring
- Adapter ring available in White on White (Decora® White), Onyx Black (Decora® Black) and Navajo Sand (Decora® Light Almond)
- Easy to install

### Renu® Datacom Inserts and Adapter Ring

Description	Cat. No.	Color
Leviton Renu® 1-port Insert	RE640- <b>**1</b>	WW, OB, NS
Leviton Renu® 2-port Insert	RE640- <b>**2</b>	WW, OB, NS
Leviton Renu® 3-port Insert	RE640- <b>**3</b>	WW, OB, NS
Leviton Renu® 4-port Insert	RE640- <b>**4</b>	WW, OB, NS
Leviton Renu® 6-port Insert	RE640- <b>**6</b>	WW, OB, NS
Leviton Renu® Adapter Ring	REA00- <b>**</b>	WW, OB, NS
Snap-In Blank Module	RE640-B <b>**</b>	WW, OB, NS



RE640-WW2



REA00

### Color Choices

Renu® Datacom inserts are offered in three color choices.

To order colors, add suffix to Cat. No.



White on White  
Quickport®  
White  
(-WW)



Onyx Black  
Quickport®  
Black  
(-OB)



Navajo Sand  
Quickport®  
Light Almond  
(-NS)



RE640-WW2  
Fully Loaded

Not for use with standard Decora® devices without the "Renu®" Adapter Frame

Traditional .....	S-2
Decora® .....	S-11
Combination .....	S-16
Special Purpose .....	S-22
Adapters and Accessories .....	S-23
Connectivity Device Plates .....	S-25
Weatherproof Covers .....	S-26
FS/FD Mount Weatherproof Covers .....	S-31



## Traditional Wallplates

Familiar and functional, Leviton traditional wallplates are designed for use with traditional Leviton devices. They represent styles and form factors that have stood the test of time. Their clean lines work in virtually any location, whether in new or retrofit construction, and they install quickly and easily. Leviton offers traditional wallplates in a vast array of colors and configurations.

### Sample Traditional Wallplates



### Features and Benefits

#### All Leviton Wallplates

- Easy to clean, smooth finish
- Non-combustible
- Color-matched metal mounting screws supplied
- UL Listed and CSA Certified
- Conforms to NEMA and ANSI standards
- Backed by a limited 10-year warranty (except thermoset wallplates)

#### Thermoset (Plastic) Wallplates (Residential Grade)

- Designed for high dielectric strength and arc resistance
- Meets or exceeds UL 514 testing requirements
- Resistant to fading, discoloration, grease, oil, organic solvents, moisture and scratches
- Backed by a limited 2-year warranty

#### Thermoplastic (Nylon) Wallplates (Residential/Commercial Grade)

- Molded thermoplastic for maximum resistance to impact, abrasion, fading and discoloration
- Resistant to mechanical stress associated with high abuse applications

#### Metal Wallplates (Commercial Grade)

- Rounded edges to prevent injury and wall damage
- Deluxe stainless steel is non-magnetic Type 302, .032" thick — brushed finish
- Standard stainless steel Type 430, .032" thick, also available — brushed finish
- Brass is 70/30 alloy 260, .040" thick — polished or brushed finish

#### Antimicrobial Treated Wallplates

- Leviton has developed antimicrobial treated wiring devices to help keep the surfaces of our switches and wallplates cleaner.
- An antimicrobial additive helps to inhibit the growth of mold, mildew, fungi and odor-causing bacteria on the surface of the devices in between normal cleanings

### Color Choices

Traditional wallplates are offered in a wide range of colors and finishes. To order colors, add suffix to Cat. No.



White (-W)



Ivory (-I)



Light Almond (-T)



Gray (-G/-GY)



Black (-E)



Brown (-/B)



Blue (-B)



Orange (-O)



Red (-R)



Brushed Brass



Polished Brass (-PB)



Satin-Finish Stainless Steel



Aluminum



Chrome

## Toggle

### Features and Benefits

- Accent any wall covering with a wide selection of colors and finishes
- Mounting screws on one-gang thermoplastic (nylon) are preinstalled and captive
- Smooth face and rounded edges resist dust accumulation
- Available in a wide selection of materials, sizes and colors to complement any wall color or covering.

### C-Series Stainless Steel Wallplates

- Smooth contours provide a modern, clean aesthetic
- Type 430 Stainless Steel (magnetic) for general commercial use and good corrosion resistance in indoor applications
- Type 302/304 (non-magnetic) Stainless Steel for superior chemical and corrosion resistance and harsh indoor or outdoor environments

### Midway and Oversize

- **Midway wallplates** can be used to hide wall surface irregularities and are a full 0.375" taller and wider than standard wallplates
- **Oversize wallplates** can be used to hide greater wall surface irregularities and are a full 0.75" taller and wider than standard wallplates

### Plastic, Nylon and Metal

Description	Color	Thermoset (Plastic)			Thermoplastic (Nylon)		Metal			
		Cat. No. STANDARD	Cat. No. MIDWAY	Cat. No. OVERSIZE	Cat. No. STANDARD	Cat. No. MIDWAY	Material Type	Cat. No. STANDARD	Cat. No. MIDWAY	Cat. No. OVERSIZE
1-Gang	White	88001	80501-W	88101	80701-W	PJ1-W	Aluminum	83001	—	—
	Ivory	86001	80501-I	86101	80701-I	PJ1-I	Brass	81001	—	—
	Lt. Almond	78001	80501-T	78101-T	80701-T	PJ1-T	Polished Brass	81001-PB	—	—
	Gray	87001	—	—	80701-GY	PJ1-GY	Stainless Steel	84001	—	84101
	Black	—	—	—	80701-E	PJ1-E	C-Series 430 S/S	SL1	SLJ1-C	—
	Brown	85001	80501	85101	80701	PJ1	C-Series 302/304 S/S	SS1-40	SSJ1-C40	—
	Red	—	—	—	80701-R	PJ1-R	Non-Magnetic S/S	84001-40	SSJ1-40	84101-40
	Antimicrobial (White)	88001-2AW	—	—	—	—	Antimicrobial S/S*	84001-A40	—	—
	2-Gang	White	88009	80509-W	88109	80709-W	PJ2-W	Aluminum	83009	—
Ivory		86009	80509-I	86109	80709-I	PJ2-I	Brass	81009	—	—
Lt. Almond		78009	80509-T	78109-T	80709-T	PJ2-T	Polished Brass	81009-PB	—	—
Gray		87009	—	—	80709-GY	PJ2-GY	Stainless Steel	84009	—	—
Black		—	—	—	80709-E	PJ2-E	C-Series 430 S/S	SL2	SLJ2-C	—
Brown		85009	80509	85109	80709	—	C-Series 302/304 S/S	SS2-40	SSJ2-C40	—
Red		—	—	—	80709-R	—	Non-Magnetic S/S	84009-40	SSJ2-40	84109-40
Antimicrobial (White)		88009-2AW	—	—	—	—	Antimicrobial S/S*	84009-A40	—	—
3-Gang		White	88011	80511-W	88111	80711-W	PJ3-W	Aluminum	83011	—
	Ivory	86011	80511-I	86111	80711-I	PJ3-I	Brass	81011	—	—
	Lt. Almond	78011	80511-T	—	80711-T	PJ3-T	Polished Brass	81011-PB	—	—
	Gray	87011	—	—	80711-GY	—	Stainless Steel	84011	—	—
	Black	—	—	—	80711-E	PJ3-E	C-Series 430 S/S	SL3	—	—
	Brown	85011	80511	—	80711	PJ3	C-Series 302/304 S/S	SS3-40	—	—
	Red	—	—	—	80711-R	—	Non-Magnetic S/S	84011-40	SSJ3-40	84111-40
4-Gang	White	88012	80512-W	—	80712-W	PJ4-W	Aluminum	83012	—	—
	Ivory	86012	80512-I	—	80712-I	PJ4-I	Brass	81012	—	—
	Lt. Almond	78012	80512-T	—	80712-T	PJ4-T	Polished Brass	81012-PB	—	—
	Gray	87012	—	—	80712-GY	—	Stainless Steel	84012	—	—
	Black	—	—	—	80712-E	—	Non-Magnetic S/S	84012-40	—	84112-40
	Brown	85012	80512	—	—	—	—	—	—	—

\*Stainless Steel (Clear) — please contact customer service for other configurations and colors

Continued on next page



#### Related Products

Find the right antimicrobial switch for your antimicrobial wallplate.

**See page B-10 and in the Switches & Motor Control section for more information.**

# Traditional Wallplates





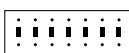



Toggle



Continued from previous page

## Toggle

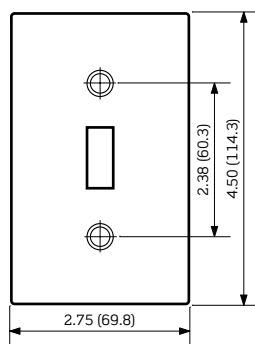
S  
Wallplates & Covers

Plastic, Nylon and Metal  										
Description	Color	Thermoset (Plastic)			Thermoplastic (Nylon)		Metal			
		Cat. No. STANDARD	Cat. No. MIDWAY	Cat. No. OVERSIZE	Cat. No. STANDARD	Cat. No. MIDWAY	Material Type	Cat. No. STANDARD	Cat. No. MIDWAY	Cat. No. OVERSIZE
5-Gang 	White	88023	—	—	80723-W	—	Brass	81023	—	—
	Ivory	86023	—	—	80723-I	—	Polished Brass	81023-PB	—	—
	Lt. Almond	78023	—	—	—	—	Non-Magnetic S/S	84023-40	—	—
	Brown	85023	—	—	—	—				
6-Gang 	White	88036	—	—	80736-W	—	Brass	81036	—	—
	Ivory	86036	—	—	80736-I	—	Non-Magnetic S/S	84036-40	—	—
	Lt. Almond	78036	—	—	—	—				
	Brown	85036	—	—	—	—				
7-Gang 	White	S601-W*	—	—	—	—	Non-Magnetic S/S	84070-40	—	—
8-Gang 	White	S602-W*	—	—	—	—	Non-Magnetic S/S	84048-40	—	—
9-Gang 	White	S603-W*	—	—	—	—	Non-Magnetic S/S	84049-40	—	—
10-Gang 	White	S604-W*	—	—	—	—	Non-Magnetic S/S	84050-40	—	—

\*Painted metal wallplates

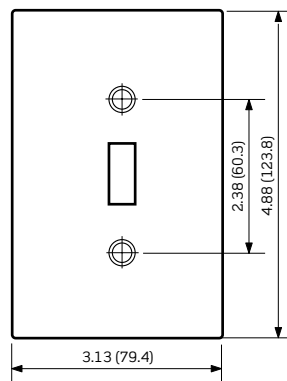
### Dimensions for Standard, Midway and Oversize — Single Gang

Standard Size Single-Gang



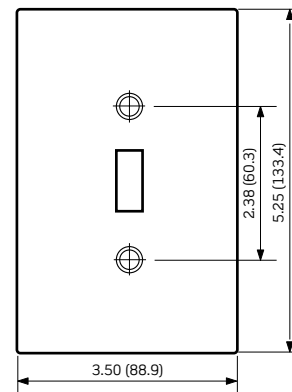
**Note:** Add 1.81" (46.0mm) for each additional gang.

Midway Size Single-Gang



**Note:** Add 1.81" (46.0mm) for each additional gang. Midway wallplates can be mounted onto larger-volume outlet boxes and/or used to hide wall irregularities. Midway wallplates are a full 0.375" taller and wider than standard size wallplates.




Oversize Size Single-Gang









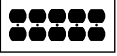

**Note:** Add 1.81" (46.0mm) for each additional gang. Oversized wallplates are used to conceal greater wall irregularities than those hidden by Midway wallplates. Oversized wallplates are a full 0.75" taller and wider than standard size wallplates.



### Toggle

Lockable Enclosures and Wallplates		
Description	Mounting	Cat. No.
Type 1 Steel Enclosure without Switch for 30A Motor Starters	Vertical	N13NC 
Lockout Wallplate (lock sold separately) Non-Magnetic S/S	Vertical	84001-LOK 
Switch Lockout Bracket	Vertical	LKOUT-40 

### Duplex Receptacle

Plastic, Nylon and Metal  										
Description	Color	Thermoset (Plastic)			Thermoplastic (Nylon)		Metal			
		Cat. No. STANDARD	Cat. No. MIDWAY	Cat. No. OVERSIZE	Cat. No. STANDARD	Cat. No. MIDWAY	Material Type	Cat. No. STANDARD	Cat. No. MIDWAY	Cat. No. OVERSIZE
1-Gang 	White	88003	80503-W	88103	80703-W	PJ8-W	Chrome	—	—	—
	Ivory	86003	80503-I	86103	80703-I	PJ8-I	Aluminum	83003	—	—
	Lt. Almond	78003	80503-T	78103-T	80703-NT	PJ8-T	Brass	81003	—	—
	Gray	87003	—	—	80703-GY	PJ8-GY	Polished Brass	81003-PB	—	—
	Black	—	—	—	80703-E	PJ8-E	Stainless Steel	84003	—	84103
	Brown	85003	80503	85103	80703	PJ8	C-Series 430 S/S	SL8	SLJ8-C	—
	Red	—	—	—	80703-R	PJ8-R	C-Series 302/304 S/S	SS8-40	SSJ8-C40	—
	Blue	—	—	—	80703-BU	PJ8-BU	Non-Magnetic S/S	84003-40	SSJ8-40	84103-40
	Orange	—	—	—	80703-ORG	—				
	2-Gang 	White	88016	80516-W	88116	80716-W	PJ82-W	Aluminum	83016	—
Ivory		86016	80516-I	86116	80716-I	PJ82-I	Brass	81016	—	—
Lt. Almond		78016	80516-T	78116-T	80716-T	PJ82-T	Stainless Steel	84016	—	84116
Gray		87016	—	—	80716-GY	PJ82-GY	C-Series 430 S/S	SL82	SLJ32-C	—
Black		—	—	—	80716-E	PJ82-E	C-Series 302/304 S/S	SS82-40	SSJ32-C40	—
Brown		85016	80516	85116	80716	PJ82	Non-Magnetic S/S	84016-40	SSJ82-40	84116-40
Red		—	—	—	80716-R	PJ82-R				
Blue		—	—	—	80716-BU	—				
Orange		—	—	—	80716-ORG	—				
3-Gang 		White	88030	—	—	80730-W	—	Non-Magnetic S/S	84030-40	SSJ83-40
	Ivory	86030	—	—	80730-I	—				
	Lt. Almond	78030	—	—	—	—				
	Gray	—	—	—	80730-GY	—				
	Brown	85030	—	—	—	—				
4-Gang 	White	88041	—	—	—	—	Non-Magnetic S/S	84041-40	—	—
	Ivory	86041	—	—	—	—				
	Brown	85041	—	—	—	—				
5-Gang 							Non-Magnetic S/S	84055-40	—	—
6-Gang 							Non-Magnetic S/S	84056-40	—	—






# Traditional Wallplates

Single Receptacle | Telephone or Cable Outlet









## Single Receptacle





15A and 20A Straight Blade and 15A Locking (1.406" Diameter Hole)

Plastic, Nylon and Metal  										
		Thermoset (Plastic)			Thermoplastic (Nylon)		Metal			
Description	Color	Cat. No.	Cat. No.	Cat. No.	Cat. No.	Cat. No.	Material Type	Cat. No.	Cat. No.	Cat. No.
		STANDARD	MIDWAY	OVERSIZE	STANDARD	MIDWAY		STANDARD	MIDWAY	OVERSIZE
1-Gang 	White	88004	80504-W	—	80704-W	PJ7-W	Aluminum	83004	—	—
	Ivory	86004	80504-I	—	80704-I	PJ7-I	Brass	81004	—	—
	Lt. Almond	78004	80504-T	—	80704-T	PJ7-T	C-Series 430 S/S	SL7	—	—
	Gray	—	—	—	80704-GY	—	C-Series 302/304 S/S	SS7-40	—	—
	Black	—	—	—	80704-E	—	Non-Magnetic S/S	84004-40	SSJ7-40	84104-40
	Brown	85004	80504	—	80704	—				
	Red	—	—	—	80704-R	PJ7-R				
	Orange	—	—	—	80704-ORG	—				
2-Gang 	White	88052	—	—	—	—	Non-Magnetic S/S	84052-40	—	—
	Ivory	86052	—	—	—	—				
	Brown	85052	—	—	—	—				
3-Gang 							Non-Magnetic S/S	S73-N	—	—

## Telephone or Cable Outlet — Box Mounted

Plastic, Nylon and Metal  								
		Thermoset (Plastic)		Thermoplastic (Nylon)	Metal			
Description	Color	Cat. No.	Cat. No.	Cat. No.	Material Type	Cat. No.	Cat. No.	
		STANDARD	MIDWAY	MIDWAY		STANDARD	MIDWAY	
1-Gang Phone/Cable .312" dia. hole , with knock out to enlarge hole to .625" 	White	—	80513-W	—	Aluminum	83013	—	—
	Ivory	—	80513-I	—	Brass	81013	—	—
	Lt. Almond	—	80513-T	—	Polished Brass	81013-PB	—	—
1-Gang Phone/Cable .406" dia. hole 	White	88013	—	—	Stainless Steel	84013	—	—
	Ivory	86013	—	—	Non-Magnetic S/S	84013-40	—	—
	Lt. Almond	78013	—	—				
	Gray	—	—	—				
	Black	—	—	—				
1-Gang Phone/Cable .625" dia. hole 	White	88017	—	—	Brass	81017	—	—
	Ivory	86017	—	—	Non-Magnetic S/S	84017-40	—	—
	Lt. Almond	78017-T	—	—				
2-Gang Phone/Cable .406" dia. hole 	White	88062	—	—	Non-Magnetic S/S	84062-40	—	—
	Ivory	86062	—	—				

## Telephone or Cable Outlet – Strap Mounted

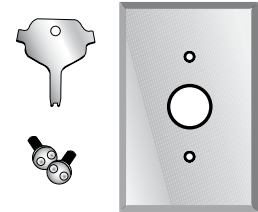
Plastic, Nylon and Metal 								
		Thermoset (Plastic)*		Thermoplastic (Nylon)*		Metal		
Description	Color	Cat. No. STANDARD	Cat. No. OVERSIZE	Cat. No. STANDARD	Cat. No. MIDWAY	Material Type	Cat. No. STANDARD	Cat. No. MIDWAY
1-Gang Phone/Cable .406" dia. hole , with knock out to enlarge hole to .625" 	White	88018	—	80718-W	PJ11-W			
	Ivory	86018	—	80718-I	PJ11-I			
	Light Almond	—	—	—	PJ11-T			
	Gray	—	—	80718-GY	PJ11-GY			
	Black	—	—	80718-E	PJ11-E			
	Brown	85018	—	80718	PJ11			
1-Gang Phone/Cable .406" dia. hole 	White	—	88113	—	—	Non-Magnetic S/S	84018-40	SSJ11-40
	Ivory	—	86113	—	—			
	Gray	—	—	—	—			
	Black	—	—	—	—			
	Brown	—	—	—	—			
1-Gang Phone/Cable .625" dia. hole 	White	88037	—	—	—	Non-Magnetic S/S	84037-40	84137-40

\*Mounting strap included

### Wallplate for Keylock Switches (1221-2kl series)

Type 302 Stainless Steel Wallplate w/Tamper-Resistant Screws and Spanner Tool 

Description	Color	Cat. No.
1-Gang	S/S	84071-40
2-Gang	S/S	84072-40
3-Gang	S/S	84073-40



84071-40

### Blanks — Box Mounted

Plastic, Nylon and Metal										
Description	Color	Thermoset (Plastic)			Thermoplastic (Nylon)		Metal			
		Cat. No. STANDARD	Cat. No. MIDWAY	Cat. No. OVERSIZE	Cat. No. STANDARD	Cat. No. MIDWAY	Material Type	Cat. No. STANDARD	Cat. No. MIDWAY	Cat. No. OVERSIZE
1-Gang 	White	88014	80514-W	88114	80714-W	PJ13-W	Aluminum	83014	—	—
	Ivory	86014	80514-I	86114	80714-I	PJ13-I	Aluminum w Gasket	83014-EXT	—	—
	Lt. Almond	78014	80514-T	—	80714-T	PJ13-T	Brass	81014	—	—
	Gray	87014	—	—	80714-GY	PJ13-GY	Stainless Steel	84014	—	84114
	Black	—	—	—	80714-E	PJ13-E	C-Series 430 S/S	SL13	SLJ13-C	—
	Brown	85014	80514	85114	80714	PJ13	C-Series 302/304 S/S	SS13-40	SSJ13-C40	—
	Red	—	—	—	80714-R	PJ13-R	Non-Magnetic S/S	84014-40	SSJ13-40	84114-40
2-Gang 	White	88025	80525-W	—	80725-W	PJ23-W	Aluminum w Gasket	83025-EXT	—	—
	Ivory	86025	80525-I	—	80725-I	PJ23-I	Brass	81025	—	—
	Lt. Almond	78025	80525-T	—	80725-T	PJ23-T	Polished Brass	81025-PB	—	—
	Gray	87025	—	—	80725-GY	PJ23-GY	Stainless Steel	84025	—	—
	Black	—	—	—	80725-E	PJ23-E	C-Series 430 S/S	SL23	SLJ23-C	—
	Brown	85025	80525	—	80725	—	C-Series 302/304 S/S	SS23-40	SSJ23-C40	—
	Non-Magnetic S/S	84025-40	—	84125-40	—	—	—	—	—	—
3-Gang 	White	88033	80533-W	—	80735-W	PJ33-W	C-Series 430 S/S	SL33	—	—
	Ivory	86033	80533-I	—	80735-I	PJ33-I	C-Series 302/304 S/S	SS33-40	—	—
	Gray	—	—	—	80735-GY	—	Non-Magnetic S/S	84033-40	—	84133-40
	Black	—	—	—	80735-E	—	—	—	—	—
	Brown	85033	—	—	—	—	—	—	—	—
4-Gang 	White	88064	—	—	—	—	Stainless Steel	84064	—	—
	Ivory	86064	—	—	—	—	Non-Magnetic S/S	84064-40	—	—
	Brown	85064	—	—	—	—	—	—	—	—
5-Gang 							Non-Magnetic S/S	84065-40	—	—
6-Gang 							Non-Magnetic S/S	84066-40	—	—
7-Gang 							Non-Magnetic S/S	84067-40	—	—
8-Gang 							Non-Magnetic S/S	84068-40	—	—

### Blanks — Strap Mounted

Plastic, Nylon and Metal							
		Thermoset (Plastic)		Thermoplastic (Nylon)		Metal	
Description	Color	Cat. No. STANDARD	Cat. No. OVERSIZE	Cat. No. STANDARD	Material Type	Cat. No. STANDARD	Cat. No. OVERSIZE
1-Gang 	White	88019	—	80719-W	Stainless Steel Non-Magnetic S/S	84019	—
	Ivory	86019	—	80719-I		84019-40	84119-40
	Gray	—	—	80719-GY			
	Black	—	—	80719-E			
	Brown	85019	—	—			
	Red	—	—	80719-R			
2-Gang 	White	88034	—	80734-W	Non-Magnetic S/S	84034-40	84134-40
	Ivory	86034	—	80734-I			
	Black	—	—	80734-E			
	Red	—	—	80734-R			
3-Gang 	White	88035	—	—	Non-Magnetic S/S	84035-40	—
	Ivory	86035	—	—			
4-Gang 	White	88057	—	—	Non-Magnetic S/S	84057-40	—
	Ivory	86057	—	—			

### Power Outlet Receptacles

Plastic, Nylon and Metal — 1-Gang							
		Thermoset (Plastic)		Thermoplastic (Nylon)		Metal	
Description	Color	Cat. No. STANDARD	Cat. No. MIDWAY	Cat. No. STANDARD	Cat. No. MIDWAY	Material Type	Cat. No. STANDARD
20A and 30A Locking Receptacle, 1.60" dia. hole 	White	—	—	80720-W	—	C-Series 430 S/S C-Series 302/304 S/S Non-Magnetic S/S	SL721
	Ivory	—	—	80720-I	—		SS721-40
	Gray	—	—	80720-GY	—		84020-40
	Black	—	—	80720-E	—		
	Brown	—	—	80720	—		
	Red	—	—	80720-R	—		
30A and 50A Receptacle, 2.15" dia. hole 	White	—	80528-W	—	80728-W	Aluminum Brass Finish Steel Gray Painted Steel Stainless Steel C-Series 430 S/S C-Series 302/304 S/S	83028
	Ivory	—	80528-I	—	80728-I		4928
	Gray	—	—	—	80728-GY		4927
	Black	—	80528-BLK	—	80728-E		84028
	Brown	—	—	—	80728		SL723

**Note:** Use with 278, 279, 5206, 5207, 5371, 5372, 5374

Continued on next page

# Traditional Wallplates






## Power Outlet Receptacles









Continued from previous page

### Power Outlet Receptacles

Wallplates & Covers

Standard Size Plastic, Nylon and Metal — 2-Gang  					
		Thermoset (Plastic)	Thermoplastic (Nylon)	Metal	
Description	Color	Cat. No.	Cat. No.	Material Type	Cat. No.
 30A and 50A Receptacle, 2.15" dia. hole	White	80526-W	80726-W	Aluminum	83026
	Ivory	80526-I	80726-I	Aluminum Stainless	4934
	Lt. Almond	80526-T	—	Steel	84026
	Black	80526-BLK	—	C-Series 430 S/S	SL703
	Brown	—	80726	C-Series 302/304 S/S	SS703-40
 30A and 50A Receptacle, 2.465" dia. hole	White	80530-W	—	Gray Painted Steel	S701-GY
	Ivory	80530-I	—	C-Series 430 S/S	SL701
	Lt. Almond	80530-T	—	C-Series 302/304 S/S	SS701-40
	Black	80530-BLK	—	Non-Magnetic S/S	S701-40
 30A and 50A Receptacle, 2.15" dia. hole offset				Stainless Steel	84022

**Note:** Use with 278, 279, 5206, 5207, 5371, 5372, 5374

Standard Size Metal — 2-Gang with Centered Opening  		
Description	Metal	
	Material Type	Cat. No.
 1-Decora®	Non-Magnetic S/S	S746-N
 1-Toggle	Brass Non-Magnetic S/S	81040 84040-40
 1-Duplex	C-Series 430 S/S C-Series 302/304 S/S Non-Magnetic S/S	SL748 SS748-40 84039-40
 1-Outlet 1.406" dia. hole	Non-Magnetic S/S	84092-40

Standard Size Louvre  				
Description	Color	Painted Steel	Metal	
		Cat. No.	Material Type	Cat. No.
 1-Gang, Center Horizontal, Strap Mount	White	88079	Brass Non-Magnetic S/S	81079 84079-40
 1-Gang Vertical, Strap Mount	White	88080	Brass Non-Magnetic S/S	81080 84080-40
 2-Gang, 2-Louvre, Vertical, Strap Mount			Non-Magnetic S/S	84081-40

## Decora® and Decora Plus™ Wallplates

Leviton Decora Plus™ and Decora® Designer Wallplates — available in a wide spectrum of colors and styles — can add subtle elegance to any home. You can go modern with Decora Plus™ screwless, snap-on wallplates, which install fast and flawlessly. Sleek, versatile and convenient, they now come in a midway size that gives even greater coverage, and can hide unsightly wall surface irregularities. All Leviton decorative wallplates can stand up to heavy use while coordinating perfectly with paint or wallcoverings. Think of them as the finishing touch to giving a home its signature look.


### Sample Decora® & Decora Plus™



### Color Choices

Decora® and Decora Plus™ wallplates are offered in a wide range of colors and finishes.

To order colors, add suffix to Cat. No.



## Decora® and Decora Plus™ Wallplates

### Features and Benefits

#### All Decora® Wallplates

- Accent any wall covering with a wide selection of colors and finishes
- Smooth face and rounded edges resist dust accumulation
- Color-matched metal mounting screws supplied

#### Midway

- Midway wallplates can be used to hide wall surface irregularities
- Midway wallplates are a full 0.375" taller and wider than standard wallplates

#### Oversize

- Oversize wallplates can be used to hide greater wall surface irregularities than those hidden by Midway wallplates
- Oversize wallplates are a full 0.75" taller and wider than standard wallplates

#### Thermoset Wallplates

- Designed for high dielectric strength and arc resistance
- Meets or exceeds UL 514 testing requirements
- Resistant to fading, discoloration, grease, oils, organic solvents, moisture and scratches
- Backed by a limited 2-year warranty

#### Thermoplastic Wallplates

- Molded thermoplastic for maximum resistance to impact, abrasion, fading and discoloration
- Resistant to mechanical stress associated with high abuse applications
- Backed by a limited 10-year warranty

#### Metal Wallplates (Commercial Grade)

- Rounded edges to prevent injury and wall damage
- Deluxe stainless steel is non-magnetic Type 302, .032" thick — brushed finish
- Standard stainless steel Type 430, .032" thick, also available — brushed finish
- Brass is 70/30 alloy 260, .040" thick — polished or brushed finish
- Aluminum is 3004 alloy, .040" thick
- Backed by a limited 10-year warranty

#### Antimicrobial Treated Wallplates

- Leviton has developed antimicrobial treated wiring devices to help keep the surfaces of our switches and wallplates cleaner
- By incorporating an antimicrobial additive into the product material, antimicrobial treated devices help to inhibit the growth of mold, mildew, fungi and odor-causing bacteria on the surface of the devices in between normal cleanings

#### Gasketed Wallplate

- When installed properly on a smooth, flat surface, the gasketed wallplate reduces liquid seepage and intrusion during frequent and stringent cleanings, and minimizes air seepage
- Available in non-magnetic Type 302 stainless steel



## Decora®

Plastic, Nylon and Metal										
Rating	Thermoset (Plastic)			Thermoplastic (Nylon)		Metal				
Description	Color	Cat. No. STANDARD	Cat. No. MIDWAY	Cat. No. OVERSIZE	Cat. No. STANDARD	Cat. No. MIDWAY	Material Type	Cat. No. STANDARD	Cat. No. MIDWAY	Cat. No. OVERSIZE
	White	80401-W	80601-W	88601-W	80401-NW	PJ26-W	Aluminum	83401	—	—
	Ivory	80401-I	80601-I	86601-I	80401-NI	PJ26-I	Brass	81401	—	—
	Light Almond	80401-T	80601-T	—	80401-NT	PJ26-T	Polished Brass	81401-PB	—	—
	Gray	80401-GY	—	—	80401-NGY	PJ26-GY	C-Series 430 S/S	SL26	SLJ82-C	S026
	Black	80401-E	—	—	80401-NE	PJ26-E	C-Series 302/304 S/S	SS26-40	SSJ82-C40	—
	Brown	80401	80601	—	80401-N	PJ26	Non-Magnetic S/S	84401-40	SSJ26-40	—
	Red	—	—	—	80401-NR	PJ26-R	Antimicrobial S/S*	84401-A40	—	—
	Blue	—	—	—	80401-N	—	EMERGENCY	84401-E40	—	—
	Antimicrobial (White)	80401-2AW	—	—	—	—	Antimicrobial*	—	—	—
								Gasketed Wallplate	84401-G40	—
	White	80409-W	80609-W	88602	80409-NW	PJ262-W	Aluminum	83409	—	—
	Ivory	80409-I	80609-I	—	80409-NI	PJ262-I	Brass	81409	—	—
	Light Almond	80409-T	80609-T	—	80409-NT	PJ262-T	Polished Brass	81409-PB	—	—
	Gray	80409-GY	—	—	80409-NGY	PJ262-GY	C-Series 430 S/S	SL262	SLJ62-C	—
	Black	80409-E	—	—	80409-NE	PJ262-E	C-Series 302/304 S/S	SS262-40	SSJ62-C40	—
	Brown	80409	80609	—	80409-N	PJ262-B	Non-Magnetic S/S	84409-40	—	S0262
	Red	—	—	—	80409-NR	—	Antimicrobial S/S*	84409-A40	—	—
	Antimicrobial (White)	80409-2AW	—	—	—	—	—	—	—	—
	White	80411-W	80611-W	—	80411-NW	PJ263-W	Aluminum	83411	—	—
	Ivory	80411-I	80611-I	—	80411-NI	PJ263-I	Brass	81411	—	—
	Light Almond	80411-T	80611-T	—	80411-NT	PJ263-T	Polished Brass	81411-PB	—	—
	Gray	80411-GY	—	—	80411-NGY	PJ263-GY	C-Series 430 S/S	SL263	—	—
	Black	80411-E	—	—	—	PJ263-E	C-Series 302/304 S/S	SS263-40	—	—
	Brown	80411	80611	—	80411-N	PJ263-B	Non-Magnetic S/S	84411-40	S0263	—
	Antimicrobial (White)	80411-2AW	—	—	—	—	—	—	—	—
	White	80412-W	80612-W	—	80412-NW	PJ264-W	Brass	81412	—	—
	Ivory	80412-I	80612-I	—	80412-NI	PJ264-I	Non-Magnetic S/S	84412-40	—	—
	Light Almond	80412-T	80612-T	—	80412-NT	PJ264-T	—	—	—	—
	Gray	80412-GY	—	—	—	PJ264-GY	—	—	—	—
	Black	80412-E	—	—	—	PJ264-E	—	—	—	—
	Brown	80412	80612	—	80412-N	PJ264-B	—	—	—	—
	White	80423-W	—	—	—	—	Brass	81423	—	—
	Ivory	80423-I	—	—	—	—	Non-Magnetic S/S	84423-40	—	—
	Light Almond	80423-T	—	—	—	—	—	—	—	—
	Gray	80423-GY	—	—	—	—	—	—	—	—
	Black	80423-E	—	—	—	—	—	—	—	—
	Brown	80423	—	—	—	—	—	—	—	—
	White	80436-W	—	—	—	—	Non-Magnetic S/S	84436-40	—	—
	Ivory	80436-I	—	—	—	—	—	—	—	—
	Light Almond	80436-T	—	—	—	—	—	—	—	—
	Gray	80436-GY	—	—	—	—	—	—	—	—
	Black	80436-E	—	—	—	—	—	—	—	—
	Brown	80436	—	—	—	—	—	—	—	—
	White	80407-W**	—	—	—	—	—	—	—	—
	Ivory	80407-I**	—	—	—	—	—	—	—	—

\*Stainless Steel (Clear) — please contact customer service for other configurations and colors

Continued on next page

\*\*Painted Metal Wallplate



### Related Products

Find the right antimicrobial switch for your antimicrobial wallplate.

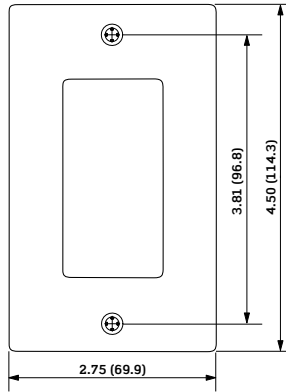
**See page B-26 in the Switches & Motor Control section for more information.**

Continued from previous page

**Decora®**

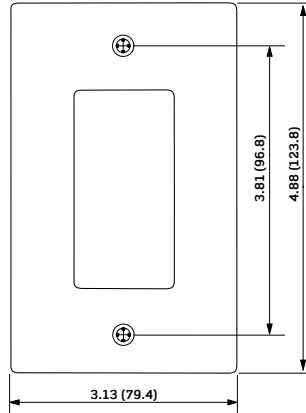
## Dimensions — Single Gang

Standard Size Single-Gang



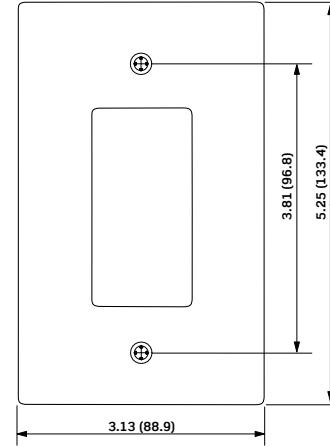
**Note:** Add 1.81" (46.0mm) for each additional gang.

Midway Size Single-Gang



**Note:** Add 1.81" (46.0mm) for each additional gang. Midway wallplates can be mounted onto larger-volume outlet boxes and/or used to hide wall irregularities. Midway wallplates are a full 0.375" taller and wider than standard size wallplates.

Oversize Size Single-Gang









**Note:** Add 1.81" (46.0mm) for each additional gang. Oversized wallplates are used to conceal greater wall irregularities than those hidden by Midway wallplates. Oversized wallplates are a full 0.75" taller and wider than standard size wallplates.

## Decora Plus™

### Features and Benefits

- Screwless, snap-on design for contemporary architectural styling
- Subplate provides an easy, convenient wallplate installation with proprietary flat head combination head screws held captive
- Constructed of durable polycarbonate to withstand abuse
- Designed with top and bottom ratchets on single/multi-gang configurations and side ratchets on multi-gang configurations for a secure fit
- 1-6 Gang screwless wallplates each paired with a dedicated subplate for fast and easy installation

### Screwless Snap-On Wallplates (with Subplate) ® ®

Description	Color	Cat. No.	Description	Color	Cat. No.
 1-Gang	White Ivory Lt. Almond Gray Black Brown	80301-SW 80301-SI 80301-ST 80301-SGY 80301-SE 80301-S	 4-Gang	White Ivory Lt. Almond Gray Black Brown	80312-SW 80312-SI 80312-ST 80312-GY 80312-SE 80312
 2-Gang	White Ivory Lt. Almond Gray Black Brown	80309-SW 80309-SI 80309-ST 80309-SGY 80309-SE 80309-S	 5-Gang	White Ivory Lt. Almond Gray Black	80321-SW 80321-SI 80321-ST 80321-SGY 80321-SE
 3-Gang	White Ivory Lt. Almond Gray Black Brown	80311-SW 80311-SI 80311-ST 80311-GY 80311-SE 80311-S	 6-Gang	White Ivory Lt. Almond Gray Black	80326-SW 80326-SI 80326-ST 80326-SGY 80326-SE

### Dimensions for Screwless Snap-On Wallplates

1-Gang Wallplate



2-Gang Wallplate



Note: Add 1.81" (46.0mm) for each additional gang

## Combination Wallplates

Need a wallplate that does more than one job? Turn to Leviton's combination wallplate line. Leviton combination wallplates come in a variety of configurations and gangs; a broad selection of materials including aluminum, brass, stainless steel and plastic; and an assortment of colors. If you have a unique application, Leviton can also customize a wallplate for it.

### Sample Combination Wallplates



### Single Receptacle Combination Wallplates

Plastic, Nylon and Metal									
Description	Color	Thermoset (Plastic)			Thermoplastic (Nylon)		Metal		
		Cat. No. STANDARD	Cat. No. MIDWAY	Cat. No. OVERSIZE	Cat. No. STANDARD	Cat. No. MIDWAY	Material Type	Cat. No. STANDARD	
2-Gang: 1-Toggle, 1-Single 1.406" dia Hole 	White	88007	—	—	—	—	Stainless Steel Non-Magnetic S/S	84007	
	Ivory	86007	—	—	—	—		84007-40	
3-Gang: 2-Toggle, 1-Single 1.406" dia. Hole 							Non-Magnetic S/S	84088-40	
2-Gang: 1-Single 1.406" dia. Hole, 1-Duplex 	White	88046*	—	—	—	—	Non-Magnetic S/S	84146-40	

\*Painted Metal Wallplates

### Duplex Receptacle Combination Wallplates

Plastic, Nylon and Metal									
Description	Color	Thermoset (Plastic)			Thermoplastic (Nylon)		Metal		
		Cat. No. STANDARD	Cat. No. MIDWAY	Cat. No. OVERSIZE	Cat. No. STANDARD	Cat. No. MIDWAY	Material Type	Cat. No. STANDARD	Cat. No. OVERSIZE
2-Gang: 1-Toggle, 1-Duplex 	White	88005	80505-W	88105	80705-W	PJ18-W	Aluminum	83005	—
	Ivory	86005	80505-I	86105	80705-I	PJ18-I	Polished Brass	81005-PB	—
	Lt. Almond	78005	80505-T	—	80705-T	PJ18-T	Stainless Steel	84005	—
	Gray	87005	—	—	80705-GY	—	C-Series 430 S/S	SL18	—
	Black	—	—	—	80705-E	PJ18-E	C-Series 302/304 S/S	SS18-40	—
	Brown	85005	—	—	80705	—	Non-Magnetic S/S	84005-40	84105-40
	Red	—	—	—	80705-R	—			
3-Gang: 2-Toggle, 1-Duplex 	White	88021	80521-W	—	80721-W	PJ21-W	Brass	81021	—
	Ivory	86021	80521-I	—	80721-I	PJ21-I	Non-Magnetic S/S	84021-40	84121-40
	Lt. Almond	78021	80521-T	—	—	PJ21-T			
	Black	—	—	—	80721-E	—			
	Brown	85021	80521	—	—	—			
4-Gang: 3-Toggle, 1-Duplex 	White	P38-W	—	—	80743-W	—	Stainless Steel	84043	—
	Ivory	P38-I	—	—	80743-I	—			
	Lt. Almond	P38-T	—	—	—	—			
	Brown	P38	—	—	—	—			

Continued on next page

# Combination Wallplates

Duplex Receptacle | Decora®/GFCI



Continued from previous page







## Duplex Receptacle Combination Wallplates

Wallplates & Covers

Plastic, Nylon and Metal  									
Description	Color	Thermoset (Plastic)			Thermoplastic (Nylon)		Metal		
		Cat. No. STANDARD	Cat. No. MIDWAY	Cat. No. OVERSIZE	Cat. No. STANDARD	Cat. No. MIDWAY	Material Type	Cat. No. STANDARD	Cat. No. OVERSIZE
5-Gang: 4-Toggle, 1-Duplex 	White	P48-W*	—	—	—	—	Non-Magnetic S/S	S48-N	—
3-Gang: 1-Toggle, 2-Duplex 	White Ivory Brown	88047 86047 85047	— — —	— — —	80747-W 80747-I —	— — —	Non-Magnetic S/S	84047-40	—
4-Gang: 2-Toggle, 2-Duplex 							Brass Non-Magnetic S/S	81045 84045-40	— —
2-Gang: 1-Duplex, 1-Decora®/GFCI 	White Ivory Lt. Almond Gray Black Brown Red	80455-W 80455-I 80455-T — — 80455 —	— — — — — — —	— — — — — — —	80746-W 80746-I 80746-T 80746-GY 80746-E 80746 80746-R	PJ826-W PJ826-I PJ826-T — — — —	Non-Magnetic S/S	84455-40	—

\*Painted Metal Wallplates

## Decora®/GFCI Combination Wallplates

Plastic, Nylon and Metal  							
Description	Color	Thermoset (Plastic)		Thermoplastic (Nylon)		Metal	
		Cat. No. STANDARD	Cat. No. MIDWAY	Cat. No. STANDARD	Cat. No. MIDWAY	Material Type	Cat. No. STANDARD
2-Gang: 1-Toggle, 1-Decora®/GFCI 	White Ivory Lt. Almond Gray Black Brown Red	80405-W 80405-I 80405-T 80405-GY 80405-E 80405 —	80605-W 80605-I 80605-T — — — —	80707-W 80707-I 80707-T 80707-GY 80707-E 80707 80707-R	PJ126-W PJ126-I PJ126-T — — PJ126 —	Stainless Steel C-Series 430 S/S C-Series 302/304 S/S	S126 SL126 SS126-40
3-Gang: 2-Toggle, 1-Decora®/GFCI 	White Ivory Lt. Almond Black Brown	80421-W 80421-I 80421-T — 80421	— — — — —	80745-W 80745-I — 80745-E —	PJ226-W PJ226-I PJ226-T — PJ226	Non-Magnetic S/S	84421-40
3-Gang: 2-Decora®/GFCI, 1-Toggle 	White Ivory Lt. Almond Brown	80431-W 80431-I 80431-T 80431	— — — —	80731-W — — —	— — — —		
4-Gang: 3-Toggle, 1-Decora®/GFCI 	White Ivory Lt. Almond Brown	P326-W P326-I P326-T P326	— — — —	80732-W 80732-I — —	— — — —		

Continued on next page

Continued from previous page

## Decora®/GFCI Combination Wallplates

Plastic, Nylon and Metal							
Description	Color	Thermoset (Plastic)		Thermoplastic (Nylon)		Metal	
		Cat. No. STANDARD	Cat. No. MIDWAY	Cat. No. STANDARD	Cat. No. MIDWAY	Material Type	Cat. No. STANDARD
4-Gang: 2-Toggle, 2-Decora®/GFCI 	White Ivory		—	—	—	Painted Steel	P2262-W*
2-Gang: 1-Duplex, 1-Decora®/GFCI 	White Ivory Lt. Almond Gray Black Brown Red	80455-W 80455-I 80455-T — — 80455 —	— — — — — — —	80746-W 80746-I 80746-T 80746-GY 80746-E 80746 80746-R	PJ826-W PJ826-I PJ826-T — — — —		

\*Painted Metal Wallplates

## Blank Combination Wallplates

Plastic, Nylon and Metal							
Description	Color	Thermoset (Plastic)			Thermoplastic (Nylon)	Metal	
		Cat. No. STANDARD	Cat. No. MIDWAY	Cat. No. OVERSIZE	Cat. No. STANDARD	Material Type	Cat. No. STANDARD
2-Gang: 1-Toggle, 1-Blank, Box Mount	White Ivory Brown	88006 86006 85006	80506-W 80506-I 80506	— — —	— — —	Non-Magnetic S/S	84006-40
2-Gang: 1-Toggle, 1-Blank, Strap Mount	White Ivory Lt. Almond Gray Red	— — — — —	— — — — —	— — — — —	80706-W 80706-I 80706-T 80706-GY 80706-R		
3-Gang: 2-Toggle, 1-Blank, Strap Mount						Non-Magnetic S/S	S214-N
2-Gang: 1-Blank, 1-Decora®/GFCI, Strap Mount	White Ivory Lt. Almond Gray Black Brown	P1426-W* — — — — —	80608-W 80608-I 80608-T — — 80608	— — — — — —	80708-W 80708-I 80708-T 80708-GY 80708-E 80708	Non-Magnetic S/S	S1426-N

\*Painted Metal Wallplates

Continued on next page

# Combination Wallplates






Blank | Telephone and CATV



Continued from previous page






## Blank Combination Wallplates

S  
Wallplates & Covers

Plastic, Nylon and Metal  								
Description	Color	Thermoset (Plastic)			Thermoplastic (Nylon)		Metal	
		Cat. No. STANDARD	Cat. No. MIDWAY	Cat. No. OVERSIZE	Cat. No. STANDARD	Cat. No. MIDWAY	Material Type	Cat. No. STANDARD
2-Gang: 1-Blank, 1-Duplex, Box Mount 	White	88008	80508-W	—	—	—		
	Ivory	86008	80508-I	86108	N138-I	—		
	Brown	85008	—	—	—	—		
2-Gang: 1-Blank, 1-Duplex, Strap Mount 	White	88087*	—	—	—	—	Non-Magnetic S/S	84087-40
2-Gang: 1-Blank, 1-Single 1.406" dia. Hole, Strap Mount 	White	88085*	—	—	—	—	Non-Magnetic S/S	84085-40


\*Painted Metal Wallplates

## Telephone and CATV Wallplates




Plastic, Nylon and Metal  								
Description	Color	Thermoset (Plastic)			Thermoplastic (Nylon)		Metal	
		Cat. No. STANDARD	Cat. No. MIDWAY	Cat. No. OVERSIZE	Cat. No. STANDARD	Cat. No. MIDWAY	Material Type	Cat. No. STANDARD
2-Gang: 1-Toggle, 1-Phone/Cable .406" dia. Hole, Strap Mount 	White	88077	—	—	—	—		
	Ivory	86077	—	—	—	—		
2-Gang: 1-Phone/Cable .406" dia. Hole, 1-Duplex, Strap Mount 	White	88078	—	—	—	—	Non-Magnetic S/S	84078-40
	Ivory	86078	—	—	—	—		
2-Gang: 1-Phone/Cable .406" dia. Hole, 1-Decora®, Strap Mount 	White	80479-W	—	—	—	—		
	Ivory	80479-I	—	—	—	—		



### Thermoplastic and Metal Combination Specialty Wallplates

Thermoplastic (Nylon) Sectionals for Multi-Gang Installations*  				
Description		Color	Center Panel Cat. No.	End Panel Cat. No.
  Duplex Receptacle	White	PSC8-W	PSE8-W	
 Toggle Switch	White	PSC1-W	PSE1-W	
 Single Receptacle, 1.406" dia. Hole	White	PSC7-W	PSE7-W	
 Blank, Strap Mount	White	PSC14-W	PSE14-W	
 Decora® Panels	White	PSC26-W	PSE26-W	

\*Outer dimensions of Wallplates created from two or more sectional panels will be the same as standard multi-gang plates

Horizontal Split Plate for Terminated Cable, Nylon and Metal  				
Description	Color	Thermoplastic (Nylon)	Metal	
		Cat. No.	Material Type	Cat. No.
 1-Gang, .625" dia. Hole with Grommet, .406" Inner dia.	White Ivory	N751-W N751-I	Stainless Steel	S751-N

# Special Purpose Wallplates

Hot Stamped and Engraved



## Special Purpose

### Hot Stamped and Engraved Wallplates

Nylon and Metal

		Thermoplastic (Nylon)			Metal	
Description	Color	Cat. No. STANDARD	Cat. No. STANDARD	Cat. No. MIDWAY	Material Type	Cat. No. STANDARD
1-Gang, 1-Duplex, Stamped and Engraved "Emergency"	Red	80703-RE <i>Engraved Black Letters</i>	80703-REW <i>Engraved White Letters</i>	PJ8-RE <i>Engraved Black Letters</i>	Non-Magnetic S/S	84003-E40 <i>Engraved Red Letters</i>
2-Gang, 2-Duplex, Stamped and Engraved "Emergency"	Red	80716-RE <i>Engraved Black Letters</i>	80716-REW <i>Engraved White Letters</i>	PJ82-RE <i>Engraved Black Letters</i>	Non-Magnetic S/S	84016-E40 <i>Engraved Red Letters</i>
1-Gang, 1-Duplex, Stamped and Engraved "Isolated Ground"	Orange	80703-IG <i>Engraved Black Letters</i>	—	PJ8-IG <i>Engraved Black Letters</i>	Non-Magnetic S/S	84003-IG <i>Engraved Black Letters</i>
2-Gang 2-Duplex Stamped and Engraved "Isolated Ground"	Orange	80716-IG <i>Engraved Black Letters</i>	—	—		
1-Gang, 1-Single, 1.406" dia. Hole Stamped and Engraved "Isolated Ground"	Orange	80704-IG <i>Engraved Black Letters</i>	—	—		
1-Gang, 1-Decora®, Stamped "Isolated Ground"	Orange	80401-IG <i>Engraved Black Letters</i>	—	—		
1-Gang, 1-Decora®, and Engraved "Emergency"	Red	—	80401-REW <i>Engraved White Letters</i>	—	Non-Magnetic S/S	84401-E40 <i>Engraved Red Letters</i>
2-Gang, 2-Decora®, and Engraved "Emergency"	Red	—	80409-REW <i>Engraved White Letters</i>	—	Non-Magnetic S/S	84409-E40 <i>Engraved Red Letters</i>
1-Gang, 1-Decora®, Stamped "GFCI Protected"	White Ivory	80401-GFW 80401-GFI <i>Engraved Black Letters</i>	—	—	Non-Magnetic S/S	84003-G40 <i>Engraved Black Letters</i>
1-Gang, 1-Decora®, Stamped "Computer Only"	Ivory	80401-COI <i>Engraved Black Letters</i>	—	—		
1-Gang, 1-Toggle, Stamped and Engraved "Emergency"	Red	80701-RE <i>Engraved Black Letters</i>	80701-REW <i>Engraved White Letters</i>	—	Non-Magnetic S/S	84001-E40 <i>Engraved Red Letters</i>
1-Gang, 1-Duplex, Stamped "Computer Only"	Orange	80703-COO <i>Engraved Black Letters</i>	—	—		

Wallplates & Covers

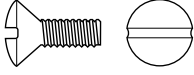


## Adapters and Accessories


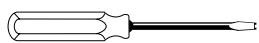
Decora Plus™ Standard Size Plastic Adapters			
	Description	Color	Cat. No.
	Blank No Hole	White Lt. Almond Gray Black	80314-W 80314-T 80314-GY 80314-E


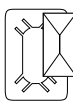

Plastic Adapters			
	Description	Color	Cat. No.
	Dimmer Shaft .406" dia. Hole	White Ivory Lt. Almond Black Brown	80400-W <a href="#">80400-I</a> <a href="#">80400-T</a> 80400-E <a href="#">80400</a>
	Blank Decora® No Hole	White Ivory Lt. Almond Gray Black Brown	<a href="#">80414-W</a> <a href="#">80414-I</a> <a href="#">80414-T</a> <a href="#">80414-GY</a> <a href="#">80414-E</a> <a href="#">80414</a>
	Blank Toggle No Hole	White Ivory Lt. Almond Gray Brown	<a href="#">80700-W</a> <a href="#">80700-I</a> <a href="#">80700-T</a> <a href="#">80700-GY</a> <a href="#">80700</a>
	Wallbox Adapter: Extends shallow wallbox to fit GFCI/Decora® device	White Ivory Brown	<a href="#">6197-W</a> <a href="#">6197-I</a> <a href="#">6197</a>
	Snap-in Grommet: Reduces 1.406" to 1.00" for use with single receptacle wallplates	Black	<a href="#">403-E</a>
	Thermoplastic Yoke/Mounting Strap with Screws	White	<a href="#">404</a>

All devices are UL Listed and CSA Certified

### Adapters and Accessories

Wallplate Screws		
Description	Color	Cat. No.
 Oval Head Milled Slot 5/16" Long — 6-32 Thread, 100 per Box	White Ivory Lt. Almond Gray Stainless Steel	88400-PRT 86400-PRT 78400-PRT 87400-PRT 84400-PRT
 Oval Head Milled Slot, 1/2" Long — 6-32 Thread, 100 per Box	White Ivory Lt. Almond Brown Stainless Steel	88000-PRT 86000-PRT 78000-PRT 85000-PRT 84000-PRT
 Oval Head Milled Slot 7/8" Long — 6-32 Thread, 100 per Box	White Ivory Lt. Almond	88500-PRT 86500-PRT 78500-PRT

Tamper-Resistant Spanner Head Wallplate Screws		
Description	Color	Cat. No.
 Spanner Head 1/2" Long — 6-32 Thread, 100 per Box	Stainless Steel	84000-T
 Screwdriver for Spanner Head or Tamper-Resistant Screws	Black	84000-TSD

Pilot Light Jewels		
Description	Color	Cat. No.
 Round Fits Single Receptacle Hole 1.375-1.405" dia.	Red Green	405-R 405-GR
 Rectangular Fits Toggle Switch Hole .406 x .925"	Green	406-GR
 Lampholder Assembly for use with Jewels or Louvre Plates — use with standard 2.5" box and 4 watt bulb (bulb not included)	—	2152

## Connectivity Device Plates

Dedicated to 46000 series devices, single-gang Leviton Voice/Data/CATV wallplates come in standard and Decora® style. They accommodate a Type “F”, Db9, Db15 or Bnc/Tnc “D” connectors and are constructed from an impact resistant, engineering grade polymer.

### Sample Connectivity Device Plates



Voice/Data/CATV Standard Size Nylon and Metal				
		Thermoplastic (Nylon)		Metal
Description	Color	Cat. No.	Material Type	Cat. No.
1-Gang, Type “F” Connector	White Ivory Lt. Almond	80781-W 80781-I 80781-T		
1-Gang, Duplex Type “F” Connector	Ivory White Lt. Almond	80782-W 80782-I 80782-T		
1-Gang, Bnc/Tnc “D” Connector			Non-Magnetic S/S	84444-40

## Weatherproof Covers

The Leviton offering of Weatherproof Covers & Boxes comprises both 1- and 2-gang configurations that comply with the National Electric Code® (2017) Article 406.9 for weatherproof enclosures in damp and wet locations.

### Sample Weatherproof Covers



### Features and Benefits

#### Weatherproof Outlet Box Hoods (While-In-Use Covers)

- Compliant with NEC® 2017 Section 406.9(B)(1) for wet locations
- Safety lockout feature to prevent unauthorized use
- Extra Duty models meet or exceed the most stringent impact resistance tests required in UL 514D for Extra-Duty Outlet Box Hoods, ensuring maximum safety in abusive environments
- Pre-installed weatherproof gasket features custom fit inserts allowing for an easy to use installation available on Extra Duty Covers

#### Weatherproof Device Covers

- Complies with NEC® 2017 Section 406.9(A) for weatherproof enclosures in damp locations
- Heavy-duty gasket provides a weatherproof seal which protects from moisture and adds to ease of installation
- Three easy-to-install molded adapter plates for use with Toggle Switches, Duplex Receptacles, Decora®/GFCI and Single Receptacle devices
- Safety lockout feature to prevent unauthorized use available on some models

#### Weatherproof Boxes

- Constructed of heavy duty die-cast aluminum
- Includes ground screw, mounting hardware and inserts to cover unused openings to prevent insects and debris from entering the box

#### Weatherproof Blank Plates

- Equipped with heavy-duty weatherproof gasket to seal out moisture

#### Weatherproof Cover Kits

- Extra-Duty rated for outdoor applications
- Pre-installed gaskets and key hold screw access for easy installation
- Interchangeable inserts for a variety of options

*Continued on next page*

Continued from previous page

## Weatherproof Outlet Box Hoods (While-In-Use Covers)

UV Resistant Polycarbonate			
Description	Mounting	Color	Cat. No.
Extra-Duty Rated; 1-Gang, Decora®/GFCI with Adapter Plates for Duplex and Single Receptacle, Standard	Vertical	Gray	5980-UGY
		Clear	5980-UCL
	Horizontal	Gray	5981-UGY
		Clear	5981-UCL
Extra-Duty Rated; 2-Gang While-In-Use Cover for Decora®/GFCI and Duplex Outlets, Standard	Vertical	Gray	5982-UGY
		Clear	5982-UCL
Die-Cast Aluminum			
Description	Mounting	Color	Cat. No.
Extra-Duty Rated; 1-Gang, Includes Inserts for Single, Duplex and Decora®/GFCI Receptacles	Horizontal	Gray	IUM1H-GY
	Vertical		IUM1V-GY
Extra-Duty Rated; 2-Gang, Includes Inserts for Duplex and Decora®/GFCI Receptacles	Vertical		IUM2V-GY



5980-UCL




5981-UGY

## Weatherproof Device Covers

Weatherproof Device Covers Vertical and Horizontal Mounting				
Description	Mounting	Color	Metallic	Plastic
			Cat. No.	Cat. No.
1-Gang, Switch	Vertical or Horizontal	Gray	WM1S-GY	WP1S-GY
1-Gang, Duplex Receptacle	Horizontal, Oversized	Gray	—	4986-GY
		Gray	WM1D-GY	WP1D-GY
	Horizontal	White	—	4976-W
		Gray	—	4976-GY
	Horizontal, FS Box Mount	Gray	—	4976-FS
	Vertical	Gray	—	4978-GY
White		—	4978-W	
1-Gang, Duplex and Single Receptacle; Includes Inserts for Decora®/GFCI	Horizontal	Gray	WM1H-GY	—
	Vertical	Gray	WM1V-GY	—
1-Gang, Decora®/GFCI Receptacle	Horizontal	Gray	—	4996-GY
		White	—	4996-W
	Vertical	Gray	—	4998-GY
		White	—	4998-W
	Horizontal, FS Box Mount	Gray	WM1HF-GY	—
	Vertical, FS Box Mount		WM1VF-GY	—
1-Gang, Single Receptacle; 1.406" Hole	Vertical		—	4979-GY
1-Gang, Single Receptacle; 1.60" Hole			—	4980-GY
2-Gang, Switch	Vertical or Horizontal	Gray	WM2S-GY	WP2S-GY
2-Gang, Duplex and Single Receptacle; Includes Inserts for Decora®/GFCI			WM2V-GY	WP2V-GY
2-Gang, Switch and GFCI			WM2SG-GY	WP2SG-GY
2-Gang, Switch and Duplex Receptacle			WM2SD-GY	WP2SD-GY



WM1S-GY



4976-GY





4979-GY



### Related Products


Leviton's weather-resistant outdoor grade GFCIs are designed to withstand the elements with cold impact resistant face and buttons. **See page E-6 in the GFCIs and AFCIs section for more information.**

## Weatherproof Boxes

Die-Cast Aluminum  		
Description	Color	Cat. No.
1-Gang, Three 1/2" Diameter Outlets	Gray	1GM53-GY
1-Gang, Three 3/4" Diameter Outlets		1GM73-GY
2-Gang, Three 1/2" Diameter Outlets		2GM53-GY
2-Gang, Five 1/2" Diameter Outlets		2GM55-GY
2-Gang, Three 3/4" Diameter Outlets		2GM73-GY
2-Gang, Five 3/4" Diameter Outlets		2GM75-GY






1GM73-GY



2GM53-GY



## Weatherproof Blank Plates

Blank Box Mounted Wallplates with Weatherproof Gasket  		
Description	Color	Cat. No.
1-Gang, Die-Cast Aluminum	Gray	WM1B-GY
2-Gang, Die-Cast Aluminum		WM2B-GY



WM1B-GY

## Weatherproof Cover Kits

Includes all components in one easy to install package  		
Description	Color	Cat. No.
GFCI Weatherproof Toggle Kit, (1) GFWT1-GY, (1) 4996-GY, and (1) 1GM53-GY	Gray	4996-KIT
Metallic Weatherproof Switch Kit, (1) WM1S-GY, (1) CS120-2GY		WM1SC-2GY
Vertical WIU Cover Receptacle Kit, (1) IUM1V-GY, (1) GFWT1-GY		IUM1V-KRG
Horizontal WIU Cover Receptacle Kit, (1) IUM1H-GY, (1) GFWT1-G		IUM1H-KRG
Vertical WIU Cover Receptacle and Box Kit, (1) IUM1V-GY, (1) GFWT1-GY, and (1) 1GM53-GY		IUM1V-KBG
Horizontal WIU Cover Receptacle and Box Kit, (1) IUM1H-GY, (1) GFWT1-GY, and (1) 1GM53-GY		IUM1H-KBG



WM1SC-2GY



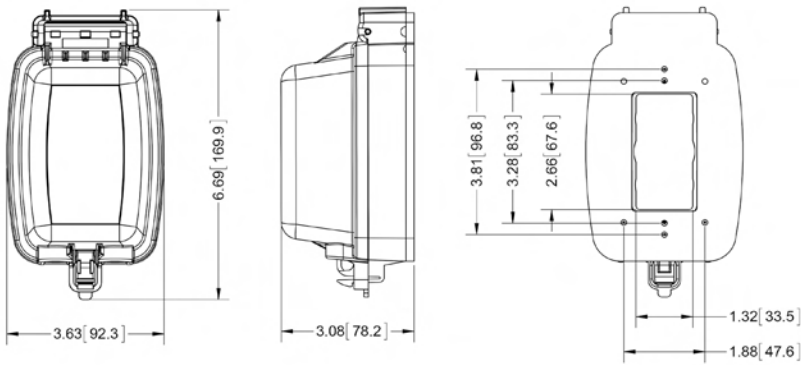
IUM1V-KBG



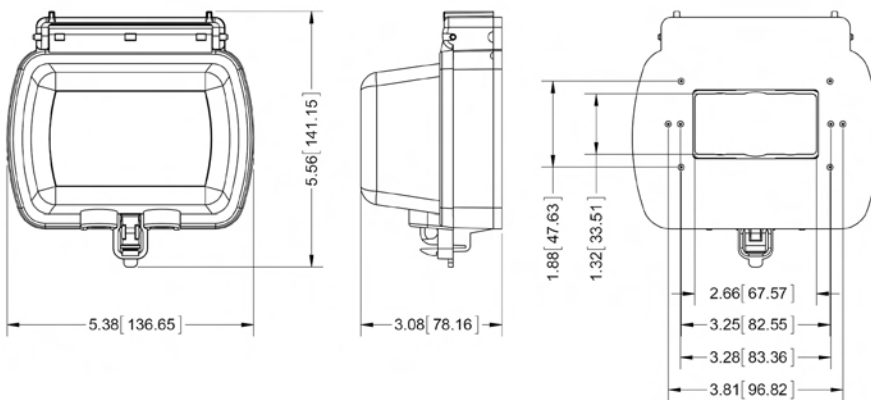
Weatherproof Covers

Dimensions

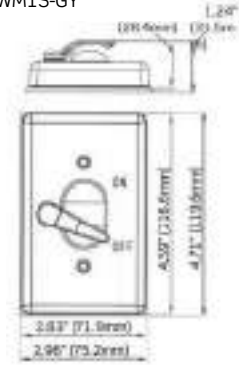
5980



5981



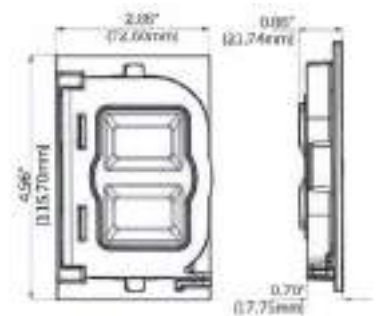
WM1S-GY



WP1S-GY



4978-GY/W



Continued on next page



Related Products

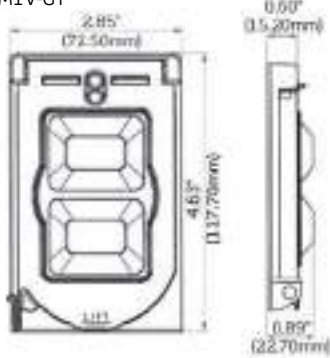
Leviton's weather-resistant outdoor grade GFCIs are designed to withstand the elements with cold impact resistant face and buttons. See page E-6 in the GFCIs and AFCIs section for more information.

Continued from previous page

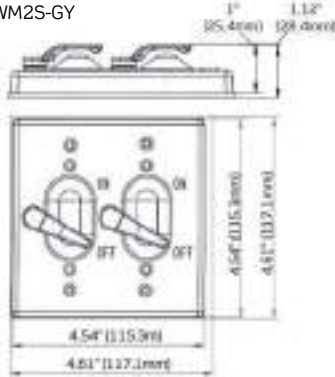
## Weatherproof Covers

### Dimensions

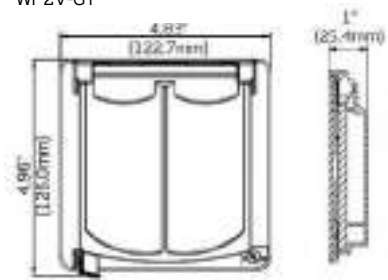
WM1V-GY



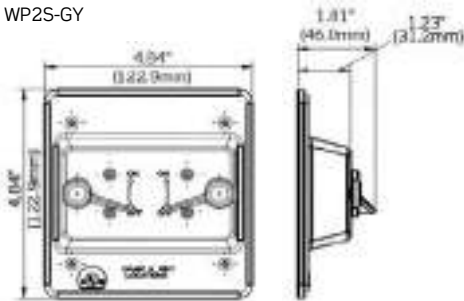
WM2S-GY



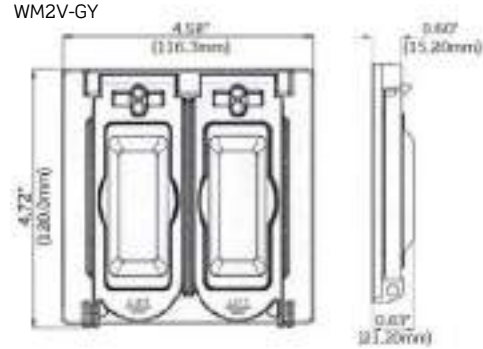
WP2V-GY



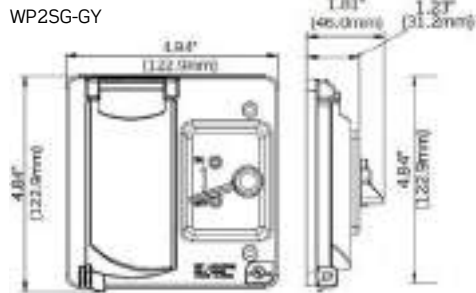
WP2S-GY



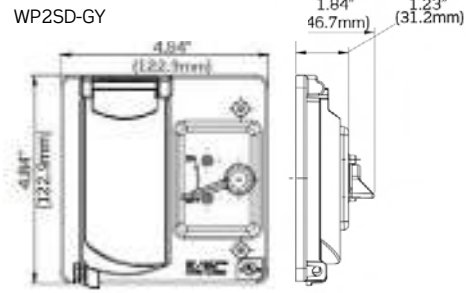
WM2V-GY



WP2SG-GY



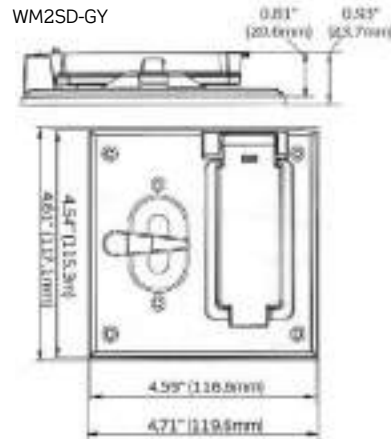
WP2SD-GY



WM2SG-GY



WM2SD-GY



## FS/FD Mount Weatherproof Covers

For strap mount and flanged devices in FD box and panel mount applications.

### Sample Weatherproof Covers



### Features and Benefits

- Vertical self-closing lid constructed of glass-filled thermoplastic provides ultimate impact resistance for use in abusive environments
- Includes provision for 2 padlocks for OSHA compliant lockout/tagout
- Molded-in label area on cover allows for circuit or ratings identification
- Pre-assembled gasket provides an easier installation and tighter seal from harsh elements\*
- Stainless steel mounting screws and springs offer added corrosion resistance
- NEMA Type 3R and IP64 ratings with cover closed ensure protection for indoor and outdoor use
- Covers may be held open with a Hex Key or pin to ease installation

\*All covers except WP4

### For use with Strap Mount Devices

Description	Color	Dia. Opening	Cat. No.
For 20 amp or 30 amp strap-mount single flush mount receptacle	Yellow	1.60"	7420-YL
	Gray		7420-G
	Black		7420-EB

Continued on next page



7420-EB

**Color Choices** FS/FD Mount Weatherproof Covers are offered in these colors. To order colors, add suffix to Cat. No.



Gray (-G)



Black (-EBI)



Yellow (-YL)

Continued on next page

Continued from previous page

## FS/FD Mount Weatherproof Covers

### For use with Flanged Devices

Description	Color	Dia. Opening	Cat. No.
For 3-wire 15 amp and 20 amp straight blade or 15 amp locking flanged outlets or inlets	Yellow	1.72"	WP1-YL
	Gray		WP1-G
	Black		WP1-EB
For 3-, 4- or 5-wire 20 amp or 30 amp locking flanged inlets or outlets	Yellow	2.25"	WP2-YL
	Gray		WP2-G
	Black		WP2-EB
For 50 amp flanged inlets and outlets mounted from behind the panel with 2.6" panel cutout	Yellow	3"	WP3-YL
	Gray		WP3-G
	Black		WP3-EB
For 50 amp flanged inlets and outlets mounted from in front of the panel with 2.6" panel cutout	Yellow	2.6"	WP4-YL
	Gray		WP4-G
	Black		WP4-EB



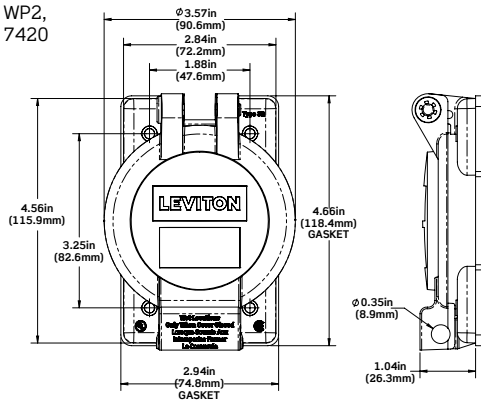
WP4-YL

### For use with Single Locking Receptacles

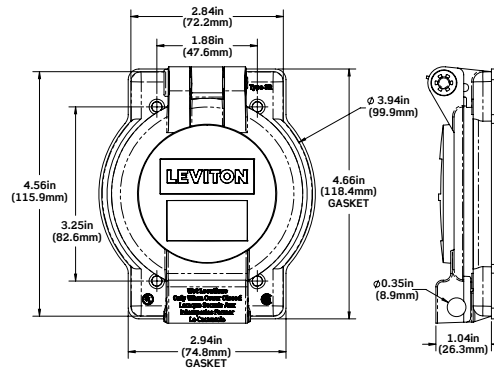
Description	Color	Dia. Opening	Cat. No.
1-Gang device cover for 50A locking receptacles	Yellow Thermoplastic	2.15"	7788-CR
	Gray Aluminum		7770

## Dimensions

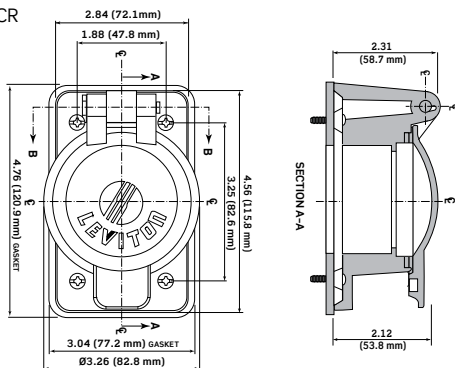
WP1, WP2, WP3, 7420



WP4



7770 & 7788-CR



# Wire Mesh Safety Grips



- Grips Selection Guide .....T-2
- Pulling Grips .....T-4
- Strain Relief Grips ..... T-11
- Support Grips ..... T-15



## Wire Mesh Safety Grips Selection Guide

### Leviton Offers a Large Selection of Wire Mesh Pulling, Strain Relief and Support Grips

Leviton wire mesh safety grips are built tough to provide the strength, reliability and gripping force required for today's demanding wire management applications. They are designed to distribute stress over a large area so they can securely hold, pull or support the wire, rope, tubing or fiber optic cable to which they are applied.

Leviton wire mesh safety grips are flexible holding devices used to pull cable, rope, or tubing into place; to support it after it has been installed, to prevent cable pullout; or to provide Strain Relief that reduces the arc of bend at points of wire connections or terminations. Available in a wide selection of style, weave, attachment and wire options designed to meet the highest standards for strength, flexibility, durability and longevity.



## Wire Mesh Safety Grips Selection Guide



For Pulling Grips see page **T-4**



For Strain Relief Grips see page **T-11**



For Support Grips see page **T-15**

### Features and Benefits

#### Pulling Grips

- Pulling grips are reusable tools for pulling insulated conductors and bare wires; cable, nylon and wire rope; fiber optic cable; etc. Both flexible eye and rotating eye attachments are available.

#### Strain Relief Grips

- Strain Relief grips are used to connect cable or flexible conduit to electrical enclosures and equipment. This prevents pullout and bending due to tension at the inner conductors at the point of termination.

#### Support Grips

- Support grips distribute the weight of the vertical or sloping runs of electrical and fiber optic cable, metal rods, tubing or hose over the entire length of the grip so that the cable is not subject to damage. A variety of hangers and bales are available. These grips are also available in stainless steel for additional corrosion resistance.

## Pulling Grips

Leviton pulling grips are reusable tools for pulling bare conductors, insulated wires, synthetic rope, wire rope, and fiber optic cable. These grips do not damage the cable, as the tension remains uniform throughout the length of the grip. The mesh responds to fit either a single cable or a bundle of cables. Leviton pulling grips may be used for pulling cable on overhead or underground applications, for stringing service or communication lines into factories, for pulling wire through conduit, and for underground electrical pulls. Leviton pulling grips are woven in galvanized steel for greater strength and longer life. Leviton also offers pulling kits that come in a vinyl mat with pockets that can be rolled and tied.



**Flexible Eye**  
The eye of the grip is flexible wire rope for maximum flexibility.



**Offset Flexible Eye**  
For easy attachment of the pulling line.



**Rotating Eye**  
For use in changing wire rope in large cranes and derricks.

### Single Weave Grip Sample



### Single Weave Grips

Flexible Eye, Junior Duty, Closed Mesh, Galvanized Steel			
Cat. No.	Cable Dia. Range (in.)	Approximate (lbs.) Break Strength*	Mesh Length (in.)
L8500-100	0.25-0.36	450	4.25
L8501-100	0.37-0.49	900	7.0
L8502-100	0.50-0.61	1,300	8.5
L8503-100	0.62-0.74	1,950	10.0
L8504-100	0.75-0.99	2,800	10.0
L8505-100	1.00-1.25	3,900	11.5

\*To determine workload safety factor, divide approximate break strength by 5



L8503-100

Flexible Eye, Light/Medium Duty, Closed Mesh, Galvanized Steel			
Cat. No.	Cable Dia. Range (in.)	Approximate (lbs.) Break Strength*	Mesh Length (in.)
L8513-100	0.75-1.00	5,600	14.75
L8515-100	1.00-1.50	7,840	17.0

\*To determine workload safety factor, divide approximate break strength by 5



L8515-100

Medium Duty, Short, Galvanized Steel			
Cat. No.	Cable Dia. Range (in.)	Approx. (lbs.) Break Strength*	Mesh Length (in.)
L8541-100	0.25-0.50	1,680	13.5
L8542-100	0.50-0.75	2,240	16.0

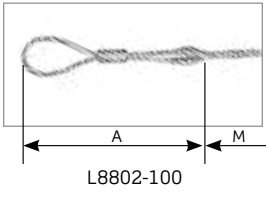
\*To determine workload safety factor, divide approximate break strength by 5



### Multi-Weave Fiber Optic Grips

Fiber optic pulling grips are used for installation of fiber optic communication lines. They easily install on cables and are reusable. Applications include underground, overhead, through-conduit and enclosure type pulls. Leviton fiber optic pulling grips are two-in-one reusable grips: the same tool features both a flexible eye and a swivel eye. The rounded, flexible eye attaches easily to pulling lines and allows smoother passage through tight spaces than needle-eye designs.

Flexible Eye, Galvanized Steel					
Cat. No.	Cable Dia. Range (in.)	Approx. (lbs.) Break Strength*	Length (in.) Eye (Dim. A)	Mesh (Dim. M)	Nose Dia.
L8802-100	0.22-0.36	1,650	4.75	14	0.8



\*To determine workload safety factor, divide approximate break strength by 5

### Multi-Weave Fiber Optic Grip Sample



### Double Weave Bale Eye Grips

This series is recommended for heavy or rugged applications and is ideally suited for overhead and underground installations.

#### Double Weave Grip Sample



#### Flexible Eye, Light/Medium Duty, Closed Mesh, Galvanized Steel

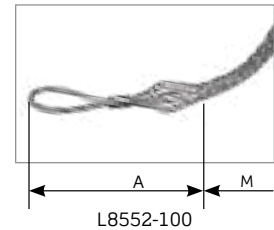
Cat. No.	Cable Dia. Range (in.)	Approximate (lbs.) Break Strength*	Mesh Length (in.)
L8518-100	2.00-2.50	11,200	23.0
L8519-100	2.50-3.50	13,440	23.75
L8532-100	3.50-4.50	15,680	38.0

\*To determine workload safety factor, divide approximate break strength by 5

#### Flexible Eye, Medium Duty, Closed Mesh, Galvanized Steel

Cat. No.	Cable Dia. Range (in.)	Nominal Grip Size (in.)	Approx. (lbs.) Break Strength*	Length (in.) Eye (Dim. A)	Mesh (Dim. M)
L8552-100	0.62-0.75	0.68	5,600	8	24.5
L8553-100	0.75-1.00	0.87	6,800	8	24.5
L8554-100	1.00-1.50	1.25	9,600	9	24.5
L8555-100	1.50-2.00	1.75	16,400	11	24.5
L8557-100	2.50-3.00	2.75	24,500	12	27.0


\*To determine workload safety factor, divide approximate break strength by 5



#### Medium Duty, Standard Length, Galvanized Steel

Cat. No.	Cable Dia. Range (in.)	Nominal Grip Size (in.)	Approx. (lbs.) Break Strength*	Length (in.) Eye (Dim. A)	Mesh (Dim. M)
L8563-100	0.75-1.00	0.87	6,800	9	40.5
L8564-100	1.00-1.50	1.25	9,600	9	40.5
L8566-100	2.00-2.50	2.25	18,500	12	43.5
L8567-100	2.50-3.00	2.75	24,500	12	43.5
L8568-100	3.00-3.50	3.25	24,500	14	43.5

\*To determine workload safety factor, divide approximate break strength by 5



## Double Weave — Rotating Eye Grips

These grips feature a double weave of galvanized steel strands for greater strength and added mesh contact with the cable. Leviton double weave pulling grips are designed to handle longer or heavier pulling jobs such as installation of underground cables, communication lines, and service lines. Double weave pulling grips have a forged steel compact rotating eye which can be attached to a swivel.

### Double Weave— Rotating Eye Grip Sample




Heavy Duty, Short, Galvanized Steel					
Cat. No.	Cable Dia. Range (in.)	Nominal Grip Size (in.)	Approx. (lbs.) Break Strength*	Length (in.) Eye (Dim. A)	Mesh (Dim. M)
L8583-100	0.75-1.00	0.87	6,800	6	20
L8584-100	1.00-1.50	1.12	12,800	7	20
L8587-100	2.00-2.50	2.24	27,200	8	26

\*To determine workload safety factor, divide approximate break strength by 5

Medium Duty, Standard Length, Galvanized Steel					
Cat. No.	Cable Dia. Range (in.)	Nominal Grip Size (in.)	Approx. (lbs.) Break Strength*	Length (in.) Eye (Dim. A)	Mesh (Dim. M)
L8601-100	0.50-0.62	0.55	5,600	5	16
L8603-100	0.75-1.00	0.87	6,800	6	32
L8604-100	1.00-1.50	1.12	12,800	7	33
L8605-100	1.50-2.00	1.74	16,400	7	34
L8606-100	2.00-2.50	2.24	27,300	9	36

\*To determine workload safety factor, divide approximate break strength by 5



## Multi-Weave Grips

Leviton multi-weave pulling grips are constructed of high strength galvanized steel strands and are designed for pulling aluminum or copper bare conductor, wire rope and insulated cables. These grips are used in applications such as distribution line stringing and overhead transmission. Multi-weave pulling grips are available with a flexible or rotating eye which can be attached to a swivel. The forged steel flexible eye will thread through sheaves and blocks without binding, but is not a swivel and will not turn under tension. The rotating eye can turn to relieve pulling torque when tension is relaxed.

### Multi-Weave Grip Sample



#### Rotating Eye, Galvanized Steel

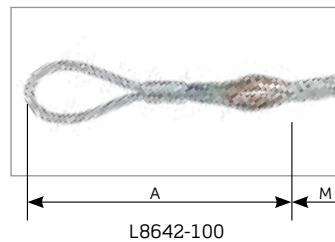

Cat. No.	Cable Dia. Range (in.)	Nominal Grip Size (in.)	Approx. (lbs.) Break Strength*	Length (in.) Eye (Dim. A)	Mesh (Dim. M)	Color Code
L8621-100	0.25-0.50	3/8	7,000	5	26	Dk. Green
L8623-100	0.75-1.00	7/8	14,100	6	41	Lt. Blue

\*To determine workload safety factor, divide approximate break strength by 5

#### Flexible Eye, Galvanized Steel

Cat. No.	Cable Dia. Range (in.)	Nominal Grip Size (in.)	Approx. (lbs.) Break Strength*	Length (in.) Eye (Dim. A)	Mesh (Dim. M)	Color Code
L8642-100	0.50-0.75	5/8	10,500	9	32	Brown

\*To determine workload safety factor, divide approximate break strength by 5



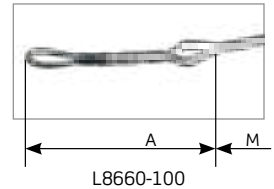
### High Strength Grips

High strength pulling grips are designed for situations where load and safety considerations require an extra high strength grip. They are most commonly used for attaching pulling lines to conductors, conductors to running boards, and conductor-to-conductor connections. These grips can be used for pulling bare or insulated conductor, wire rope or synthetic rope. A feed tube is used when assembling synthetic rope\* into the high strength pulling grip and is required on the two largest grip sizes.

#### High Strength Grip Sample



Double Weave, Flexible Eye, Galvanized Steel						
Cat. No.	Grip Range O.D. (in.) Rope	Conductor (in.)	Approx. (lbs.) Break Strength*	Length (in.) Eye (Dim. A)	Mesh (Dim. M)	Color Code
L8660-100	0.25-0.65	0.19-0.40	7,000	10	24	Black



\*To determine workload safety factor, divide approximate break strength by 5

### Slack Grips

Reusable grips used for pulling slack in underground cable preparatory to final placement. They may also be used for cable removal.

#### Slack Grip Sample




#### Closed Mesh, Single Weave, Offset Eye, Heavy Duty, Galvanized Steel

Cat. No.	Cable Dia. Range (in.)	Approx. (lbs.) Break Strength*	Mesh Length (in.)
L8671-100	0.75-1.00	5,600	13
L8672-100	1.00-1.50	7,840	16

#### Closed Mesh, Double Weave, Offset Eye, Heavy Duty, Galvanized Steel

Cat. No.	Cable Dia. Range (in.)	Approx. (lbs.) Break Strength*	Mesh Length (in.)
L8675-100	1.50-2.00	11,200	19
L8678-100	2.50-3.50	13,440	22
L8679-100	3.50-4.50	15,680	23

\*To determine workload safety factor, divide approximate break strength by 5



L8671-100

#### Double Eye, Lace-Up, Single Weave, Offset Eye, Heavy Duty

Cat. No.	Cable Dia. Range (in.)	Approx. (lbs.) Break Strength*	Mesh Length (in.)
L8712-100	0.50-0.75	2,240	9
L8713-100	0.75-1.00	5,600	11
L8714-100	1.00-1.50	7,840	12

#### Double Eye, Lace-Up, Double Weave, Offset Eye, Heavy Duty

Cat. No.	Cable Dia. Range (in.)	Approx. (lbs.) Break Strength*	Mesh Length (in.)
L8718-100	2.00-2.50	11,200	20
L8721-100	2.50-3.50	13,440	22
L8722-100	3.50-4.50	15,680	25

\*To determine workload safety factor, divide approximate break strength by 5




L8712-100

## Strain Relief Grips

Strain Relief grips are used to connect cords or cable to electrical enclosures and equipment. These grips prevent pullout due to tension and limit the arc of bend at the point of entry; strain is distributed over the length of mesh rather than concentrated at one point or transferred to the internal termination.

### Dust-Tight Grip Sample



### Dust-Tight Grips

Wide-range grips are recommended for use in the wiring of enclosures, power boxes, machine tools, and power centers. They have an anodized aluminum body, galvanized steel mesh and include an insulated bushing (dust-tight).

Single Weave, Galvanized Steel				
Cat. No.	Cable Diameter Range (in.)	NPT Size (in.)	Mesh Length @ Nominal Diameter (in.)	Min. Distance Between Grips (in.)
L7501-100	0.22-0.32	1/2	4	1 1/4
L7502-100	0.30-0.43	1/2	4 1/2	1 1/4
L7503-100	0.40-0.54	1/2	5 1/2	1 1/4
L7504-100	0.52-0.73	3/4	6 1/2	1 1/2
L7505-100	0.70-0.97	1	8	1 7/8
L7506-100	0.94-1.25	1 1/4	9	2 3/8
L7507-100	1.20-1.50	1 1/2	11	2 5/8
L7508-100	1.40-1.75	2	13	3 1/4
L7509-100	1.62-2.00	2 1/2	13 1/2	3 5/8
L7511-100	2.00-2.45	2 1/2	13 1/2	3 5/8

### Deluxe Cord Grips

#### Features and Benefits


- For indoor or outdoor use where moisture may be present in the wiring of pendant stations, processing equipment, hand tools, and extension cord sets
- Suitable for use in hazardous locations per Class I, Div. 2; Class II, Div. 1 and 2; and Class III, Div. 1 and 2, and for use in wet locations as long as a listed sealing ring is used between the box and the fitting (sealing ring not included)

#### Deluxe Cord Grip Sample



#### Multi-Weave (Single/Double), Stainless Steel Mesh, Aluminum Cord Grip

Cat. No. Straight Male	Cat. No. 90° Male	Cat. No. Straight Female	Cable Dia. Range (in.)	NPT Size
L7701-100*	—	—	.187-.250	3/8"
L7703-100*	—	—	.312-.375	3/8"
L7704-100*	—	—	.375-.437	3/8"
L7705-100	—	—	.187-.250	1/2"
L7706-100	—	—	.250-.375	1/2"
L7707-100	L7763-100	L7826-100	.375-.500	1/2"
L7708-100	L7764-100	—	.500-.625	1/2"
L7709-100	—	—	.625-.750	1/2"
L7711-100	—	—	.250-.375	3/4"
L7712-100	—	—	.375-.500	3/4"
L7700-100	L7767-100	—	.500-.625	3/4"
L7713-100	L7768-100	—	.625-.750	1"
L7714-100	—	—	.750-.875	1"
L7715-100	—	—	.375-.500	1"
L7716-100	—	—	.500-.625	1"
L7717-100	L7772-100	—	.625-.750	1"
L7718-100	—	—	.750-.875	1"
L7719-100	—	—	.875-1.000	1"
L7721-100	—	—	1.000-1.125	1"
L7722-100	—	—	1.125-1.250	1"
L7723-100	—	—	.750-.875	1 1/4"
L7724-100	—	—	.875-1.000	1 1/4"
L7725-100	—	—	1.000-1.125	1 1/4"
L7726-100	L7778-100	—	1.125-1.250	1 1/4"
L7727-100	—	—	1.250-1.375	1 1/4"
L7729-100	L7782-100	—	.875-1.000	1 1/2"



L7707-100  
Straight—Male

Continued on next page



Continued from previous page

## Deluxe Cord Grips

Multi-Weave (Single/Double), Stainless Steel Mesh, Aluminum Cord Grip				
Cat. No. Straight Male	Cat. No. 90° Male	Cat. No. Straight Female	Cable Dia. Range (in.)	NPT Size
L7731-100	—	—	1.000-1.125	1 1/2"
L7732-100	—	—	1.125-1.250	1 1/2"
L7733-100	L7785-100	—	1.250-1.375	1 1/2"
L8011-100	—	—	1.312-1.437	1 1/2"
L7770-100	—	—	1.437-1.562	1 1/2"
L7750-100	—	—	1.562-1.687	1 1/2"
L7760-100	—	—	1.687-1.812	1 1/2"
L7734-100	—	—	1.250-1.375	2"
L7736-100	—	—	1.562-1.687	2"
L7737-100	—	—	1.687-1.812	2"
L7730-100	—	—	2.187-2.312	2"
L7739-100	—	—	1.688-1.812	2 1/2"
L7742-100	—	—	1.937-2.062	2 1/2"
L7743-100	—	—	2.062-2.187	2 1/2"
L7744 -100	—	—	2.187-2.312	2 1/2"
L7745-100	—	—	1.688-1.812	3"
L7746 -100	—	—	1.812-1.937	3"
L7747-100	—	—	1.937-2.062	3"
L7748-100	—	—	2.062-2.187	3"
L7751-100	—	—	2.312-2.437	3"
L7752-100	—	—	2.437-2.625	3"
L7754-100	—	—	2.812-3.000	3"
L7755-100+	—	—	3.000-3.250	3"



L7763-100  
90°—Male



L7826-100  
Straight—Female

Wire Mesh Safety Grips

### Deluxe Cord Grip Sample



# Strain Relief Grips

Wiring Device I-Grips | **Industrial**



## I-Grips

Provide additional strain relief for plugs and connectors used on portable equipment in commercial and institutional applications, and industrial plant and construction site areas which incur abnormally high abuse.


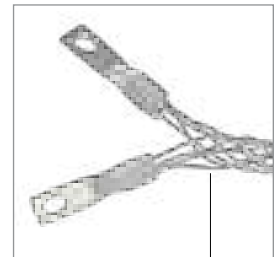
### I-Grip Sample



Wire Mesh Safety Grips

### I-Grips, Galvanized Steel Wire with Aluminum Connector

Cat. No.	Cable Dia. Range (in.)	Eye Dimensions (A) (in.)	Mesh Length (M) (in.)
L8001-100	0.30-0.43	1 <sup>11</sup> / <sub>16</sub>	4 <sup>3</sup> / <sub>4</sub>
L8002-100	0.40-0.56	1 <sup>11</sup> / <sub>16</sub>	6
L8003-100	0.52-0.73	1 <sup>11</sup> / <sub>16</sub>	7
L8004-100	0.70-0.85	1 <sup>15</sup> / <sub>16</sub>	8 <sup>1</sup> / <sub>2</sub>
L8005-100	0.82-1.00	1 <sup>15</sup> / <sub>16</sub>	8 <sup>1</sup> / <sub>2</sub>
L8006-100	0.94-1.25	1 <sup>15</sup> / <sub>16</sub>	10 <sup>1</sup> / <sub>2</sub>



L8003-100

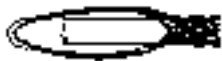
## Support Grips

Support grips are designed to hold the weight of cable on vertical or sloping runs. They may be used indoors or outdoors to support electrical and fiber optic cable, metal rods and tubing. Leviton support grips are woven with tinned bronze wire. For applications requiring a greater degree of corrosion resistance, stainless steel wire is available on special order.

### Features and Benefits

- Designed to hold the weight of cable on vertical or sloping runs
- May be used indoors or outdoors to support electrical and fiber optic cable, metal rods and tubing

### Support Grip Sample



Single "U" Eye

#### Single "U" Eye

For use when cable is **vertical** and for applications where cable bends or where a **single attachment point** is more advantageous for positioning.



Double "U" Eye

#### Double "U" Eye

For use when cable is **vertical** and extends through the grip without bending, or where **two attachment points** are more advantageous for positioning.



Offset Eye

#### Offset Eye

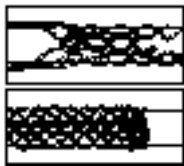
Similar to single eye applications, but for use when offset positioning is required in **horizontal applications**.



Locking (Universal) Eye

#### Locking (Universal) Eye

Adjustable and self-locking, this attachment fits around a beam, pipe or other continuous **structural object**. The eye wraps around the object and is securely anchored in the bar.



Split Lace

#### Split Lace

Utilized when the end of the cable cannot be feasibly accessed and the support grip is intended for permanent installation.



Split Rod

#### Split Rod

Utilized when the end of the cable cannot be feasibly accessed and the installation is temporary.

### SPOTLIGHT Mesh Styles

For more information visit  
[www.leviton.com/wiremesh](http://www.leviton.com/wiremesh)



**Closed Mesh:** Used when the end of the cable **is** accessible.



**Open Mesh:** Used when the end of the cable is **not** accessible.

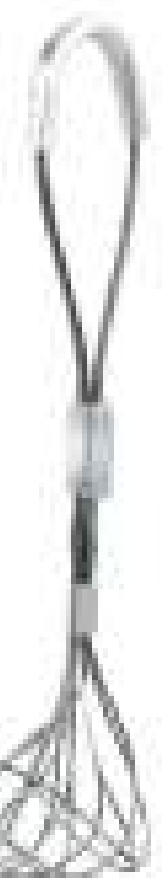
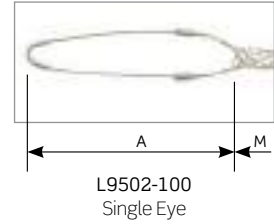
## Standard Closed Mesh

Single Eye, Single Weave, Stainless Steel				
Cat. No.	Cable Dia. Range (in.)	Approx. (lbs.) Break Strength*	Length (in.) Eye (Dim. A)	Length (in.) Mesh (Dim. M)
L9501-100	0.50-0.63	567	7	11
L9502-100	0.63-0.75	890	8	11
L9503-100	0.75-1.00	1,040	8	14
L9504-100	1.00-1.25	1,700	9	15
L9505-100	1.25-1.50	1,700	10	16
L9506-100	1.50-1.75	1,700	12	18
L9507-100	1.75-2.00	2,300	14	20
L9508-100	2.00-2.50	3,400	16	22
L9509-100	2.50-3.00	3,400	18	24
L9511-100	3.00-3.50	5,000	21	26
L9512-100	3.50-4.00	5,000	24	28

\*To determine workload safety factor, divide approximate break strength by 10

Double Eye, Single Weave, Stainless Steel				
Cat. No.	Cable Dia. Range (in.)	Approx. (lbs.) Break Strength*	Length (in.) Eye (Dim. A)	Length (in.) Mesh (Dim. M)
L9515-100	0.50-0.63	512	4	10
L9516-100	0.63-0.75	740	4	10
L9517-100	0.75-1.00	1,000	4	12
L9518-100	1.00-1.25	1,540	5	15
L9521-100	1.50-1.75	1,540	6	18
L9523-100	1.75-2.00	3,230	6	18
L9524-100	2.00-2.50	3,230	6	19

\*To determine workload safety factor, divide approximate break strength by 10



### Standard Closed Mesh Grip Sample

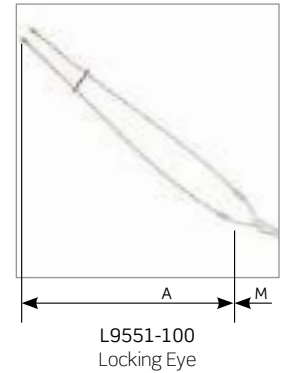
## Standard Closed Mesh

Offset Eye, Single Weave, Stainless Steel				
Cat. No.	Cable Dia. Range (in.)	Approx. (lbs.) Break Strength*	Length (in.) Eye (Dim. A)	Length (in.) Mesh (Dim. M)
L9531-100	0.50-0.63	512	4	11
L9532-100	0.63-0.75	740	4	11
L9533-100	0.75-1.00	1,000	4	14
L9534-100	1.00-1.25	1,540	5	15
L9536-100	1.50-1.75	1,540	5	18
L9537-100	1.75-2.00	2,010	6	20

\*To determine workload safety factor, divide approximate break strength by 10

Locking Eye, Single Weave, Stainless Steel				
Cat. No.	Cable Dia. Range (in.)	Approx. (lbs.) Break Strength*	Length (in.) Eye (Dim. A)	Length (in.) Mesh (Dim. M)
L9551-100	0.50-0.63	530	11	10
L9552-100	0.63-0.75	790	11	10
L9553-100	0.75-1.00	1,020	14	12
L9554-100	1.00-1.25	1,610	15	15

\*To determine workload safety factor, divide approximate break strength by 10

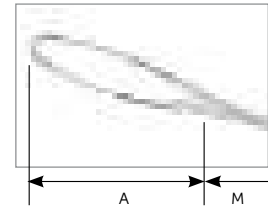


## Heavy Duty Closed Mesh

### Single Eye, Heavy Duty, Long, Single Weave, Stainless Steel

Cat. No.	Cable Dia. Range (in.)	Approx. (lbs.) Break Strength*	Length (in.) Eye (Dim. A)	Length (in.) Mesh (Dim. M)
L9701-100	0.75-1.00	2,060	10	26
L9702-100	1.00-1.25	2,678	10	31.50
L9703-100	1.25-1.50	4,490	10	31
L9704-100	1.50-1.75	4,490	10	35

\*To determine workload safety factor, divide approximate break strength by 10



L9701-100  
Single Eye

### Double Eye, Heavy Duty, Long, Single Weave, Stainless Steel

Cat. No.	Cable Dia. Range (in.)	Approx. (lbs.) Break Strength*	Length (in.) Eye (Dim. A)	Length (in.) Mesh (Dim. M)
L9711-100	0.75-1.00	2,080	10	26
L9714-100	1.75-2.00	5,000	10	35
L9715-100	2.00-2.50	8,940	10	37
L9719-100	4.00-4.50	12,000	10	47

\*To determine workload safety factor, divide approximate break strength by 10

### Heavy Duty Closed Mesh Grip Sample



## Standard Split Lace

Single Eye, Single Weave, Stainless Steel				
Cat. No.	Cable Dia. Range (in.)	Approx. (lbs.) Break Strength*	Length (in.) Eye (Dim. A)	Length (in.) Mesh (Dim. M)
L9571-100	0.50-0.63	567	8	11
L9572-100	0.63-0.75	890	8	11
L9573-100	0.75-1.00	1,040	8	14
L9574-100	1.00-1.25	1,700	9	15
L9575-100	1.25-1.50	1,700	10	16
L9576-100	1.50-1.75	1,700	12	18
L9577-100	1.75-2.00	2,300	14	20
L9578-100	2.00-2.50	3,400	16	22

\*To determine workload safety factor, divide approximate break strength by 10

Double Eye, Single Weave, Stainless Steel				
Cat. No.	Cable Dia. Range (in.)	Approx. (lbs.) Break Strength*	Length (in.) Eye (Dim. A)	Length (in.) Mesh (Dim. M)
L9585-100	0.50-0.63	530	4	11
L9591-100	1.50-1.75	1,610	5	18
L9592-100	1.75-2.00	2,150	6	20
L9593-100	2.00-2.50	3,260	6	22
L9595-100	3.00-3.50	4,900	8	26
L9596-100	3.50-4.00	4,900	8	28


\*To determine workload safety factor, divide approximate break strength by 10

Offset Eye, Single Weave, Stainless Steel				
Cat. No.	Cable Dia. Range (in.)	Approx. (lbs.) Break Strength*	Length (in.) Eye (Dim. A)	Length (in.) Mesh (Dim. M)
L9603-100	0.75-1.00	950	4	14
L9604-100	1.00-1.25	1,500	5	15
L9605-100	1.25-1.50	1,500	5	14.25
L9608-100	2.00-2.50	2,150	8	22

\*To determine workload safety factor, divide approximate break strength by 10



L9571-100  
Single Eye



L9585-100  
Double Eye

Wire Mesh Safety Grips

## Standard Split Lace Grip Sample



## Heavy Duty Split Lace

### Single Eye, Heavy, Long, Single Weave, Stainless Steel

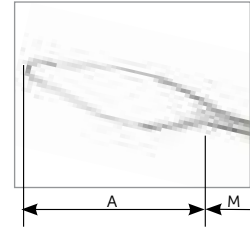
Cat. No.	Cable Dia. Range (in.)	Approx. (lbs.) Break Strength*	Length (in.) Eye (Dim. A)	Length (in.) Mesh (Dim. M)
L9723-100	1.00-1.25	2,670	10	29
L9724-100	1.25-1.50	4,490	10	31

\*To determine workload safety factor, divide approximate break strength by 10

### Double Eye, Heavy, Long, Single Weave, Stainless Steel


Cat. No.	Cable Dia. Range (in.)	Approx. (lbs.) Break Strength*	Length (in.) Eye (Dim. A)	Length (in.) Mesh (Dim. M)
L9731-100	0.75-1.00	2,080	10	26
L9737-100	3.00-3.50	13,424	10	41

\*To determine workload safety factor, divide approximate break strength by 10



L9723-100 Split Lace

## Heavy Duty Split Lace Grip Sample







## Standard Split Rod

Single Eye, Single Weave, Stainless Steel				
Cat. No.	Cable Dia. Range (in.)	Approx. (lbs.) Break Strength*	Length (in.) Eye (Dim. A)	Length (in.) Mesh (Dim. M)
L9631-100	0.50-0.63	567	7	9
L9632-100	0.63-0.74	890	8	10
L9633-100	0.75-1.00	1,040	8	11
L9634-100	1.00-1.25	1,700	9	15
L9635-100	1.25-1.50	1,700	10	13.5
L9636-100	1.50-1.74	2,300	12	16
L9637-100	1.75-2.00	3,400	14	20
L9638-100	2.00-2.50	3,400	16	20
L9639-100	2.50-3.00	5,000	18	25
L9641-100	3.00-3.50	5,000	21	24

\*To determine workload safety factor, divide approximate break strength by 10

Double Eye, Single Weave, Stainless Steel				
Cat. No.	Cable Dia. Range (in.)	Approx. (lbs.) Break Strength*	Length (in.) Eye (Dim. A)	Length (in.) Mesh (Dim. M)
L9651-100	0.50-0.62	790	4	9
L9652-100	0.63-0.75	790	4	9
L9653-100	0.75-1.00	1,020	4	11
L9654-100	1.00-1.25	1,610	5	13
L9655-100	1.25-1.50	1,610	5	15
L9656-100	1.50-1.75	1,610	5	16
L9658-100	2.00-2.50	3,260	6	20
L9659-100	2.50-3.00	3,260	6	22
L9661-100	3.00-3.50	5,750	8	24

\*To determine workload safety factor, divide approximate break strength by 10



### Standard Split Rod Grip Sample




Continued from previous page

## Standard Split Rod

Wire Mesh Safety Grips

Offset Eye, Single Weave, Stainless Steel				
Cat. No.	Cable Dia. Range (in.)	Approx. (lbs.) Break Strength*	Length (in.) Eye (Dim. A)	Length (in.) Mesh (Dim. M)
L9671-100	0.50-0.61	500	4	9
L9672-100	0.62-0.74	750	4	9
L9673-100	0.75-0.99	950	4	11
L9674-100	1.00-1.24	1,500	5	13
L9675-100	1.25-1.49	1,500	5	15
L9677-100	1.75-1.99	2,000	6	17
L9678-100	2.00-2.49	3,100	6	20
L9679-100	2.50-2.99	3,100	6	22
L9681-100	3.00-3.50	4,300	8	24

\*To determine workload safety factor, divide approximate break strength by 10




### Standard Split Rod Grip Sample



## Bus-Drop

Used as cable support, they relieve any direct tension from the critical connection and absorb vibration and flexing.


Single Eye, Single Weave, Galvanized Steel 			
Cat. No. Single Eye	Cat. No. Locking Eye	Cable Dia. Range (in.)	Approx. (lbs.) Break Strength*
L7981-100	—	.220-.320	1,100
L7982-100	—	.300-.430	1,100
L7983-100	—	.400-.560	1,100
L7984-100	L7993-100	.530-.730	1,100
L7985-100	L7994-100	.700-.850	1,900
L7986-100	—	.820-1.00	1,900
L7987-100	—	.960-1.25	1,900

\*To determine workload safety factor, divide approximate break strength by 10



L7984-100  
Single Eye

### Bus Drop Grip Sample



## Bus-Drop Accessories

Safety springs are used with bus-drop grips to relieve sudden strains on the cable system. To use with support grips, disassemble drawbar from coil, place through the eye, and replace the drawbar.

Safety Springs		
Description	Cat. No.	Length (in.)
Zinc Plated, Working Load 40 Lbs.	L7997-100	7.50
Zinc Plated, Working Load 80 Lbs.	L7998-100	8.50

\*To determine workload safety factor, divide approximate break strength by 10



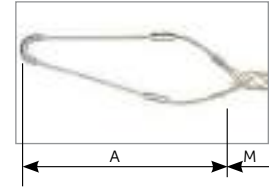
L7998-100  
Safety Spring

## Fiber Optic Grips

Designed to wrap securely around fiber optic cable without damaging it, they are designed to reduce stress on cable in vertical, sloping, or horizontal positions.

Single Eye, Closed Mesh, Galvanized Steel				
Cat. No.	Cable Dia. Range (in.)	Approx. (lbs.) Break Strength*	Length (in.) Eye (Dim. A)	Length (in.) Mesh (Dim. M)
<a href="#">L8808-100</a>	0.23-0.32	350	3	2.5
<a href="#">L8811-100</a>	0.30-0.43	550	5	4.0
<a href="#">L8812-100</a>	0.41-0.56	1,000	6	4.0
<a href="#">L8813-100</a>	0.53-0.73	1,400	7	5.5
<a href="#">L8814-100</a>	0.70-0.85	1,500	8	6.0

\*To determine workload safety factor, divide approximate break strength by 10



L8808-100  
Single Eye—closed mesh

## Fiber Optic Grip Sample



Dash numbers, indicating different product colors or other variations, are listed on the same page as the basic catalog numbers shown here, unless otherwise indicated.

Cat. No.	Page
00688	P-28
00689	P-28
00690	P-28
00PJ7	Q-18
00PJ8	Q-18
011-ODD10	L-24, M-3
011-ODD24	L-24
011-ODP10	L-25, M-4
012-ODP10	L-25, M-4
012-ODD10	L-24, M-3
017-ODS15	L-25
01759	D-6
018-ODS15	L-25, M-4
019-ODS15	L-25, M-4
022-ODS15	L-25, M-4
030-ODS15	L-25, M-4
031-ODS15	L-25, M-4
05261	P-28
05361	P-28
0BX60LEV	H-14
0PJ26	P-24, Q-9
0PJ82	Q-18
1BH42	J-4
1PF18	J-4
1PF24	J-4
1PH18	J-4
1PH24	J-4
1PS18	J-4
1PS24	J-4
1GM53	S-28
1GM73	S-28
1K120	M-81
1K240	M-81
1K277	M-81
10120	M-81
10240	M-81
10277	M-81
2GM53	S-28
2GM55	S-28
2GM73	S-28
2GM75	S-28
2K208	M-82
2K480	M-82
2KL	B-13
20208	M-82
20480	M-82
2PH18	J-4
3W101	C-66
3W102	C-66
410UB	M-86
410UM	M-86
4DUBM	M-85
4DUMR	M-85
4KUMR	M-83
4M089	Q-49, Q-72
4OUMR	M-84

Cat. No.	Page
4P38	S-17
4S089	Q-11
4S115	Q-80
4S255	Q-29
4S256	Q-30
5EHOM	P-20
5EUJK	Q-2
5F100	P-13, Q-60
5FUHD	Q-52
5G108	Q-3
5G110	Q-3
5G270	Q-30
5G596	Q-31
5HHOM	Q-13
5L000-KAL	Q-61
5L000-L0K	P-5, P-7
5LDCL	Q-66
5LDLC	Q-66
5LDSC	Q-66
5LPLC	Q-66
5LPLC-KIT	Q-67
5LPSC-KIT	Q-67
5LPSC-M03	Q-67
5LPSC-M03	Q-67
5LPST-M03	Q-67
5LPSC	Q-66
5LPST	Q-66
5R100	Q-61
5R1RU	Q-61
5R1UD-S08	Q-51
5R1UD-S12	Q-50
5R1UE	Q-56
5R1UH	Q-55
5R1UL-F	Q-56
5R1UR	Q-61
5R1UX	Q-53, Q-61, Q-65
5R1UM	Q-55
5R2UD-S16	Q-51
5R2UD-S24	Q-50
5R2UH	Q-55
5R2UK	Q-54
5R2UL-F	Q-56
5R2UM	Q-55
5R2UR	Q-61
5R2UX	Q-53, Q-61, Q-65
5R3UD-S24	Q-51
5R3UE	Q-56
5R3UL-F	Q-56
5R3UM	Q-55
5R4UD-S32	Q-51
5R4UD-S48	Q-50
5R4UH	Q-55
5R4UM	Q-55
5RBSH	Q-53
5RCMP-KIT	Q-53, Q-61, Q-65
5RCMP-KT2	Q-53, Q-61, Q-65

Cat. No.	Page
5RCMR-KIT	Q-53, Q-61, Q-65
5RCMT-VFG	Q-53, Q-61, Q-65, Q-81
5REAR	Q-53
5S460	Q-24
5T000	Q-62, Q-63
5WLRG	Q-57
5WMED	Q-57
5WMNB	Q-61
5WMNT	Q-57
5WSML	Q-57
5W110	Q-62
5W120	Q-62
5W170	Q-62
5W310	Q-62
5W320	Q-62
5W370	Q-62
5W597	Q-32
5W710	Q-62
5W720	Q-62
5W770	Q-62
6	K-11
6A586	Q-28
6ADPT	C-62
6APLG	Q-4
6AS10	Q-20
6ASJK	Q-2
6ASPO	Q-21
6AUJK	Q-2
6D460	Q-23
6D560	Q-23
6H460	P-13, Q-24
6PSMT	M-89
6S560	Q-23
6W587	Q-32
14W	C-73, C-74, F-23, F-24
14W04	C-73
14W07	C-74
14W15	C-73
14W17	C-74
14W33	C-74
14W34	C-73
14W47	C-73
14W47-IN	C-73
14W48	C-74
14W49	C-73
15CLF	I-24
15CLM	I-24
15D21-U to 15D24-U	I-5
15D22-UG	I-29
15GND	I-29
15GND-UM	I-6
15P21-U	I-6
15P22-U	I-6
15R21	I-6
15R22	I-6
15S31	I-6

Cat. No.	Page	Cat. No.	Page	Cat. No.	Page
15SDF	I-5	16RSW	I-10	26W47 to 26W49	F-24
15SDM	I-5	16S31	I-12	26W74 to 26W76	F-25
15W04	C-73	16SDF	I-8	26W81 to 26W83	F-25
15W07	C-74	16SDM	I-8	27CM	F-26
15W16	C-73	17CLF	I-24	27W07	F-24
15W18	C-74	17CLM	I-24	27W08	F-24
15W33	C-74	17D22	I-17	27W09	F-25
15W34	C-73	17D24	I-17	27W10	F-25
15W47	C-73	17P21	I-19	27W47 to 27W49	F-24
15W47-IN	C-73	17P22	I-19	27W74 to 27W76	F-25
15W48	C-74	18A21 to 18A25	I-16	27W81 to 27W83	F-25
15W49	C-73	18D21	I-14	28W	F-26
16A21	I-13	18D22	I-14	28W08	F-26
16A22	I-13	18D23	I-14	28W09	F-26
16A23	I-13	18D24	I-14	28W47 to 28W49	F-26
16A24	I-13	18D29	I-14	28W74 to 28W77	F-26
16A25-U	I-13	18D31	I-14	28W81 to 28W83	F-26
16A26-U	I-13	18D32	I-14	29W08	F-25
16A31 to 16A33	I-13	18D33	I-14	29W09	F-26
16A36	I-13	18F21	I-15	29W47 to 29W49	F-25
16CLF	I-24	18F22	I-15	29W74 to 29W77	F-26
16CLM	I-24	18P21	I-15	29W81 to 29W83	F-26
16D21	I-7	18P22	I-15	30ASW	B-29, H-14
16D22	I-7	18R21 to 18R24	I-15	32LSM	Q-54
16D23	I-8	22L23 to 22L26	I-20	38LSM	Q-54
16D24	I-8	22P21	I-21	41A10	Q-36
16D25	I-7	22P22	I-21	41AB2	Q-35
16D26	I-7	22R23 to 22R24	I-21	41AB6	Q-33
16D28	I-8	22R26	I-21	41D10	Q-35
16D29	I-7	22R28	I-21	41D1R	Q-35
16D31	I-7	22W07	F-24	41D6A	Q-33
16D32	I-8	23CM	F-24	41DBR	Q-35
16D33	I-8	23L22 to 23L26	I-22	41DR2	Q-35
16D34	I-7	23P21	I-23	41DR6	Q-33
16D35	I-7	23P22	I-23	41DW1	Q-35
16D37	I-8	23R23	I-22	41DW2	Q-38
16D44	I-7	23R24	I-22	41LBL-00W	Q-35, Q-39
16D45	I-7	23W07	F-24	41LBL-60W	Q-33, Q-39
16F21	I-12	24CM	F-25	41NB2	Q-35
16F22	I-12	24W04	F-23	42LM	Q-54
16P21	I-12	24W07	F-24	42LSM	Q-54
16P22	I-12	24W34	F-23	42MM	Q-54
16R21	I-9	24W47	F-23	45CM	F-23
16R22	I-9	24W47-IN	F-23	47CM	F-23
16R23	I-10	24W49	F-23	47FTH	P-10
16R23-1U	I-11	25W04	F-23	48LM1	Q-56
16R24	I-10	25W07	F-24	48LSM	Q-54
16R24-1U	I-11	25W34	F-23	49COP	I-29
16R25-1	I-11	25W47	F-23	49CSR	I-30
16R26-1	I-11	25W49	F-23	49DSF	I-29
16R27	I-10	26CM	F-25	49DSM	I-29
16R28	I-10	26W	F-24, F-25	49DSR	I-29
16R29	I-10	26W07	F-24	49F44	I-27
16R30	I-10	26W08	F-24	49F53	I-27
16R31	I-11	26W09	F-25	49F64	I-27
16R32	I-11	26W10	F-25	49F77	I-27

Cat. No.	Page
49FR1	I-28
49FR2	I-28
49FSL	I-27
49GAS	I-29
49M31	I-27
49M44	I-27
49M53	I-27
49M64	I-27
49M77	I-27
49MR1	I-28
49MR2	I-28
49MSL	I-27
49PNR	I-29
50DCL	Q-67
50DLC	Q-67
50DSC	Q-67
50DST	Q-67
50W50	C-73, C-74, F-23, F-24
50W52	F-24, F-25
50W54	F-26
52CM	C-14
52LM1	Q-56
53CM	C-11
53C4M	G-11
53C6M	G-11
54DCL	Q-66
54DLC	Q-66
54PLC-KIT	Q-67
54PLC-M03	Q-67
54PSC-M03	Q-67
55	K-17
58UM1	Q-56
59W04	C-73
59W07	C-74
59W33	C-74
59W47	C-73
59W48	C-74
59W49	C-73
6080A	H-10
60ASW	B-29, H-14
60P00	M-87
60W03	C-73, C-74, C-78, F-23, F-30
60W04	C-78, F-24, F-25, F-30
60W05	C-78, F-26, F-30
61	C-62
61HOM	P-20
61N00	M-87
61P00	M-87
61SJK	Q-2
61UJK	Q-2
62DCL	Q-66
62DCT	Q-66
62DLC	Q-66
62DSC	Q-66
62DST	Q-66
62PLC-KIT	Q-67

Cat. No.	Page
62PLC-M03	Q-67
62PSC-KIT	Q-67
62PSC-M03	Q-67
62PST-KIT	Q-66
62PST-M03	Q-67
64W04	F-23
64W07	F-24
64W34	F-23
64W47	F-23
64W49	F-23
66DF	L-7
66EV	L-7
66W07	F-24
66W08	F-24
66W09	F-25
66W10	F-25
66W47 to 66W49	F-24
66W74 to 66W76	F-25
66W81 to 66W83	F-25
661F	L-7
668W08	F-26
68W09	F-26
68W29	F-24
68W47 to 68W49	F-26
68W74 to 68W77	F-26
68W81 to 68W83	F-26
70D03-N4X	M-101
70D12	M-94
70D12-N4X	M-101
70D24-N4X	M-101
70D48	M-94
70D48-N4X	M-101
70N12	M-94
70N24	M-94
70N48	M-94
71D12	M-94
71D24	M-94
71D48	M-94
74W04	F-23
74W07	F-24
74W34	F-23
74W47	F-23
74W49	F-23
76W07	F-24
76W08	F-24
76W09	F-25
76W10	F-25
76W47 to 76W49	F-24
76W74 to 76W76	F-25
76W81 to 76W83	F-25
78W08	F-26
78W09	F-26
78W29	F-24
78W47 to 78W49	F-26
78W74 to 78W77	F-26
78W81 to 78W83	F-26

Cat. No.	Page
79W04	C-73
79W07	C-74
79W33	C-74
79W47	C-73
79W48	C-74
79W49	C-73
80W04	C-73
80W07	C-74
80W47	C-73
80W49	C-73
81H00	M-101
81HDU	M-101
81M00	M-101
81SDU	M-101
81SJK	Q-2
85W04	F-23
85W07	F-24
85W34	F-23
85W47	F-23
85W49	F-23
87W07	F-24
90A00	O-20
90W04	C-73
90W07	C-74
90W33	C-74
90W47	C-73
90W48	C-74
90W49	C-73
93W07	F-24
95W04	F-23
95W07	F-24
95W34	F-23
95W47	F-23
95W49	F-23
97W07	F-24
97W08	F-24
97W09	F-25
97W10	F-25
97W47 to 97W49	F-24
97W74 to 97W76	F-25
97W81 to 97W83	F-24
99W08	F-26
99W09	F-26
99W47 to 99W49	F-26
99W74 to 99W77	F-26
99W81 to 99W83	F-26
100SW	B-29
101	C-65
101AN	C-65
102	C-65
113	C-66
114	C-66
115PR	C-65
115PV	C-65
123	C-65
123-P	C-65



Cat. No.	Page	Cat. No.	Page	Cat. No.	Page
124	K-17	360B6WLEV	H-6	430C7WLEV	H-5
125	C-62	360B7WLEV	H-6	430C9WLEV	H-5
128	C-62	360C4WLEV	H-6	430MF12WLEV	H-9
157	K-17	360C6WLEV	H-6	430MF5WLEV	H-9
167	K-17	360C7WLEV	H-6	430MF7WLEV	H-9
223	C-5	360MF6WLEV	H-10	430MF9WLEV	H-9
274	C-62	360MI6WLEV	H-10	430MI12WLEV	H-9
275-E	C-90	360MI7WLEV	H-10	430MI5WLEV	H-9
277WH	M-93	360P4WLEV	H-6	430MI7WLEV	H-9
278	C-87	360P6WLEV	H-6	430MI7WLEVC	H-11
279	C-87	360P7WLEV	H-6	430MI7WLEVS	H-11
279-PM	C-87	360R4WLEV	H-6	430MI9WLEV	H-9
287-E	C-90	360R6WLEV	H-6	430MI9WLEVC	H-11
320B4WLEV	H-5	360R7WLEV	H-6	430MI9WLEVS	H-11
320B6WLEV	H-5	368	K-10	430P12WLEV	H-5
320B7WLEV	H-5	390	K-4	430P5WLEV	H-5
320C4WLEV	H-5	403	S-23	430P7WLEV	H-5
320C6WLEV	H-5	404	S-23	430P9WLEV	H-5
320C7WLEV	H-5	405	S-24	430R12WLEV	H-5
320MI6WLEV	H-9	406	S-24	430R5WLEV	H-5
320MI7WLEV	H-9	420	K-5	430R7WLEV	H-5
320P4WLEV	H-5	420B12WLEV	H-5	430R9WLEV	H-5
320P6WLEV	H-5	420B5WLEV	H-5	460B12WLEV	H-5
320P7WLEV	H-5	420B7WLEV	H-5	460B5WLEV	H-5
320R4WLEV	H-5	420B9WLEV	H-5	460B7WLEV	H-5
320R6WLEV	H-5	420C12WLEV	H-5	460B9WLEV	H-5
320R7WLEV	H-5	420C5WLEV	H-5	460C12WLEV	H-5
321	C-65	420C7WLEV	H-5	460C5WLEV	H-5
330B4WLEV	H-5	420C9WLEV	H-5	460C7WLEV	H-5
330B6WLEV	H-5	420MF12WLEV	H-9	460C9WLEV	H-5
330B7WLEV	H-5	420MF5WLEV	H-9	460MF12WLEV	H-10
330C4WLEV	H-5	420MF7WLEV	H-9	460MF5WLEV	H-10
330C6WLEV	H-5	420MF9WLEV	H-9	460MF7WLEV	H-10
330C7WLEV	H-5	420MI12WLEV	H-9	460MF9WLEV	H-10
330MI6WLEV	H-9	420MI5WLEV	H-9	460MI12WLEV	H-10
330MI7WLEV	H-9	420MI7WLEV	H-9	460MI5WLEV	H-10
330B4W	H-16	420MI7WLEVC	H-11	460MI7WLEV	H-10
330B6W	H-16	420MI7WLEVS	H-11	460MI7WLEVC	H-12
330B7W	H-16	420MI9WLEV	H-9	460MI7WLEVS	H-12
330C4W	H-16	420MI9WLEVC	H-11	460MI9WLEV	H-10
330C6W	H-16	420MI9WLEVS	H-11	460MI9WLEVC	H-12
330C7W	H-16	420P12WLEV	H-5	460MI9WLEVS	H-12
330P4W	H-16	420P5WLEV	H-5	460P12WLEV	H-6
330P6W	H-16	420P7WLEV	H-5	460P5WLEV	H-6
330P7W	H-16	420P9WLEV	H-5	460P7WLEV	H-6
330R4W	H-16	420R12WLEV	H-5	460P9WLEV	H-6
330R6W	H-16	420R5WLEV	H-5	460R5WLEV	H-6
330R7W	H-16	420R7WLEV	H-5	460R7WLEV	H-6
330P4WLEV	H-5	420R9WLEV	H-5	460R9WLEV	H-6
330P6WLEV	H-5	423	B-27	460R12WLEV	H-6
330P7WLEV	H-5	430B12WLEV	H-5	476TL	P-15
330R4WLEV	H-5	430B5WLEV	H-5	476TM	P-15
330R6WLEV	H-5	430B7WLEV	H-5	491RU	Q-77
330R7WLEV	H-5	430B9WLEV	H-5	492RU	Q-77
357	K-10	430C12WLEV	H-5	499LC	Q-68
360B4WLEV	H-6	430C5WLEV	H-5	499SC	Q-68

Cat. No.	Page
499ST	Q-68
515AN	C-66
515CA	C-66
515CR	C-66
515CV	C-66
515PA	C-66
515PR	C-66
515PV	C-66
516	K-6
517	K-6
520B5WLEV	H-5
520B7WLEV	H-5
520B9WLEV	H-5
520C5WLEV	H-5
520C7WLEV	H-5
520C9WLEV	H-5
520CA	C-67
520CV	C-67
520MI5WLEV	H-9
520MI7WLEV	H-9
520MI9WLEV	H-9
520P5WLEV	H-5
520P7WLEV	H-5
520P9WLEV	H-5
520R5WLEV	H-5
520R7WLEV	H-5
520R9WLEV	H-5
520PA	C-67
520PV	C-67
523	K-6
524	K-6
530B5WLEV	H-5
530B7WLEV	H-5
530B9WLEV	H-5
530C5WLEV	H-5
530C7WLEV	H-5
530C9WLEV	H-5
530MF5WLEV	H-9
530MF7WLEV	H-9
530MI5WLEV	H-9
530MI7WLEV	H-9
530MI9WLEV	H-9
530P5WLEV	H-5
530P7WLEV	H-5
530P9WLEV	H-5
530R5WLEV	H-5
530R7WLEV	H-5
530R9WLEV	H-5
531	C-61
554	K-15
555	K-15
560B5WLEV	H-6
560B7WLEV	H-6
560B9WLEV	H-6
560C5WLEV	H-6
560C7WLEV	H-6

Cat. No.	Page
560C9WLEV	H-6
560MF9WLEV	H-10
560MI5WLEV	H-10
560MI7WLEV	H-10
560MI9WLEV	H-10
560P5WLEV	H-6
560P7WLEV	H-6
560P9WLEV	H-6
560R5WLEV	H-6
560R7WLEV	H-6
560R9WLEV	H-6
570	K-16
612	C-65
615CA	C-66
615PA	C-66
615PV	C-66
617	C-66
620CA	C-67
620CV	C-67
620PA	C-67
620PV	C-67
661F	L-7
665F	L-7
688 to 690	P-28, C-5
692	C-62
694	C-62
697 to 699	C-62
810DU	M-101
815JK	Q-2
830-E	C-90
830-T	C-86
930	C-90
931	C-90
1081	B-12
1101 to 1104	B-6
1201-2	B-8
1201-LH	B-12
1201-PL	B-12
1202-2	B-8
1202-PL	B-12
1203-2	B-8
1203-LH	B-12
1203-PL	B-12
1204	B-8
1221-2	B-8
1221-2KL	B-13
1221-7	B-12
1221-LH	B-12
1221-PL	B-12
1221-S	B-9
1222-2	B-8
1222-2KL	B-13
1222-7	B-12
1222-PL	B-12
1222-S	B-9
1223-2	B-8

Cat. No.	Page
1223-2KL	B-13
1223-7	B-12
1223-LH	B-12
1223-PL	B-12
1223-S	B-9
1224-2	B-8
1224-2KL	B-13
1224-S	B-9
1228	C-5
1241 to 1244	B-8
1254	C-17
1254-H	C-22
1254-IG	C-22
1256	B-11
1257	B-11
1260	B-11
1262	B-11
1281	B-11
1282	B-11
1285 to 1288	B-11
1306	C-60
1373	C-56
1374	C-60
1403	C-62
1406	C-62
1420	L-14
1433	C-79
1447	C-79
1448	C-79
1449	C-79
1450R	N-6
1450W	N-6
1451	B-3
1453	B-3
1469	C-61
1470	C-61
1533	C-79
1547	C-79
1548	C-79
1549	C-79
1689-50	B-27
1689-75	B-27
1691-50	B-27
1754	D-6
1754-2	D-6
1755	D-6
1755-2	D-6
1865	B-27
1901	S-3
1909	S-3
2005	K-12
2006	K-12
2152	S-24
2310 to 2316	F-7
2320 to 2326	F-7
2330 to 2336	F-7

Cat. No.	Page
2340 to 2346	F-8
2350 to 2356	F-8
2360	F-8
2361	F-8
2363	F-8
2365	F-8
2366	F-8
2370	F-8
2371	F-8
2373	F-8
2375	F-8
2376	F-8
2380	F-8
2381	F-8
2383	F-8
2385	F-8
2386	F-8
2410 to 2416	F-8
2420 to 2426	F-8
2430 to 2436	F-8
2440 to 2446	F-9
2447	F-31
2450 to 2456	F-9
2460 to 2466	F-9
2510	F-9, F-25
2511 to 2516	F-9
2520	F-9, F-25
2521 to 2526	F-9
2530	F-9, F-25
2531	F-9
2533	F-9
2536	K-4
2537	K-4
2545	F-9
2546	F-9
2547	F-31
2610 to 2616	F-10
2620	F-10
2621	F-10
2625F	F-10
2626F	F-10
2630	F-10, F-25
2631 to 2636	F-10
2640 to 2646	F-10
2650	F-10
2651	B-3
2653	B-3
2655	F-10
2656	F-10
2660 to 2666	F-11
2670 to 2676	F-11
2680 to 2686	F-11
2690 to 2696	F-11
2710 to 2716	F-12
2720 to 2726	F-12
2730	F-12, F-26

Cat. No.	Page
2731 to 2736	F-12
2740	F-12, F-26
2741 to 2746	F-12
2750 to 2756	F-13
2760 to 2766	F-13
2770 to 2776	F-13
2810	F-13, F-26
2811 to 2816	F-13
2820	F-13, F-26
2821 to 2826	F-13
2830	F-13, F-26
2831 to 2836	F-13
3031-2	B-8
3031-LHI	B-12
3031-PL	B-12
3032	B-8
3032-PL	B-12
3033	B-8
3051 to 3059	I-31
3060	I-31
3061	I-31
3099	I-31
3100B4WLEV	H-6
3100B6WLEV	H-6
3100B7WLEV	H-6
3100C4WLEV	H-6
3100C6WLEV	H-6
3100C7WLEV	H-6
3100MI4WLEV	H-10
3100MI6WLEV	H-10
3100MI7WLEV	H-10
3100P4WLEV	H-6
3100P6WLEV	H-6
3100P7WLEV	H-6
3100R4WLEV	H-6
3100R6WLEV	H-6
3100R7WLEV	H-6
3152	K-14
3200	I-33
3241	I-33
3251	I-33
3260	I-33
3261	I-33
3262	I-33
3263	I-33
3265	I-33
3300	I-33
3325	F-15
3326	F-15
3330	F-16, F-25
3331 to 3335	F-16
3352	K-15
3430	F-16, F-25
3431 to 3435	F-16
3520 to 3525	F-15
3720 to 3723	F-8

Cat. No.	Page
3756	F-8
3762C to 3765C	F-17
3769	F-17
3771	F-17
3775	F-17
3777	F-17
4005	K-15
4010	K-15
4015	K-10
4020	K-10
4100B4WLEV	H-6
4100B6WLEV	H-6
4100B7WLEV	H-6
4100C4WLEV	H-6
4100C6WLEV	H-6
4100C7WLEV	H-6
4100MI12WLEV	H-10
4100MI5WLEV	H-10
4100MI7WLEV	H-10
4100MI7WLEVC	H-12
4100MI7WLEVS	H-12
4100MI9WLEV	H-10
4100MI9WLEVC	H-12
4100MI9WLEVS	H-12
4100P4WLEV	H-6
4100P6WLEV	H-6
4100P7WLEV	H-6
4100R4WLEV	H-6
4100R6WLEV	H-6
4100R7WLEV	H-6
4108W	P-23, Q-6
4155	K-16
4550	F-6
4560	F-6
4570	F-6
4579	F-6
4585-C	F-6
4585-CWP	F-36
4586-C	F-6
4586-CWP	F-36
4625A	Q-19
4700	F-6
4702	F-6
4703	F-6
4710	F-6
4715-C	F-6
4715-CWP	F-36
4716-C	F-6
4716-CWP	F-36
4720	F-6
4729	F-6
4750	F-6
4760	F-6
4763-C	C-66
4765-C	C-66
4770	F-6

Cat. No.	Page
4779	F-6
4785	F-6
4786	F-6
4792 to 4795	F-35
4927	S-9
4928	S-9
4934	S-10
4937	C-66
4940L	Q-77
4976	S-27
4978	S-27
4979	S-27
4980	F-9, F-13, F-15, S-27
4980L	Q-77
4986	S-27
4996	S-27
4996-KIT	S-28
4998	S-27
5000	C-5
5015	C-8
5028	C-8
5029	C-8
5031	C-27
5032	C-8
5040	C-8
5040-C	C-8
5042	C-8
5050	C-87
5054	C-87
5059	C-8
5088	C-7
5089	C-7
5100B4WLEV	H-6
5100B6WLEV	H-6
5100B7WLEV	H-6
5100C4WLEV	H-6
5100C6WLEV	H-6
5100C7WLEV	H-6
5100-IPS	G-11
5100-IS2	G-11
5100MI5WLEV	H-10
5100MI7WLEV	H-10
5100MI9WLEV	H-10
5100P4WLEV	H-6
5100P6WLEV	H-6
5100P7WLEV	H-6
5100R4WLEV	H-6
5100R6WLEV	H-6
5100R7WLEV	H-6
5206	C-87
5207	C-87
5224	D-3
5224-2	D-3
5225	D-3
5226	D-3
5239	C-67

Cat. No.	Page
5240	C-67
5241	D-3
5242	C-14
5243	D-3
5245	D-3
5249-CAP	C-25
5249-TFB	C-25
5251	C-14
5252	C-11
5256-VA	C-82
5256-VB	C-82
5256-VY	C-82
5258-SS	C-8
5259-VB	C-82
5259-VY	C-82
5261	C-12
5261-CH	C-12
5261-CR	C-13
5261-IG	C-13
5261-OCH	P-28
5262	C-14
5262-1P	C-16
5262-2P	C-16
5262-C	C-12
5262-IG	C-13
5262-L	C-12
5262-S	C-12
5262-S1	C-16
5262-S2	C-16
5262-SG	C-14
5266-C	C-69
5266-CA	C-69
5266-CB	C-69
5266-CO	C-69
5266-CG	C-69
5266-CY	C-69
5266-PLB	C-69
5266-PLC	C-69
5269-C	C-69
5266-CA	C-69
5269-CB	C-69
5269-CO	C-69
5269-CG	C-69
5269-CY	C-69
5269-PLB	C-69
5269-PLC	C-69
5278-C	C-69
5278-CWP	C-84
5278-FWP	C-84
5279-C	C-69
5279-CWP	C-84
5279-FWP	C-84
5280	G-9
5280-IG	G-9
5292	C-27
5300M-BKT	G-17

Cat. No.	Page
5302M	G-11
5304M	G-11
5306M	G-11
5320	C-4
5325	C-33
5325-S	C-33
5334	D-3
5335	D-3
5336	D-3
5340	C-8
5340-C	C-8
5342	C-14
5349-FBA	C-25
5351	C-14
5352	C-11
5356-VA	C-82
5356-VB	C-82
5356-VY	C-82
5359-VB	C-82
5359-VY	C-82
5361	C-12
5361-CH	C-12
5361-CR	C-13, , C-74
5361-IG	C-13
5361-OCH	P-28
5362	C-14
5362-1P	C-16
5362-2P	C-16
5362-IG	C-13
5362-L	C-12
5362-S	C-12
5362-S1	C-16
5362-S2	C-16
5362-SG	C-14
5366-C	C-70
5366-CA	C-70
5366-CY	C-70
5366-PLB	C-70
5366-PLC	C-70
5369-C	C-70
5369-CA	C-70
5369-CY	C-70
5369-PLB	C-70
5369-PLC	C-70
5371	C-82
5371-IG	C-82
5372	C-86
5372-IG	C-86
5373	C-86
5374	C-86
5374-IG	C-86
5376	C-86
5378	C-86
5380	G-9
5380-IG	G-9
5410	B-27

Cat. No.	Page	Cat. No.	Page	Cat. No.	Page
5456-VA	C-82	5655-2	B-24	6369CR	F-19
5456-VY	C-82	5657-2	B-24	6370CR	F-19
5458-SS	C-8	5658-SS	C-8	6375CR	F-19
5459-VY	C-82	5659-2	B-25	6377CR	F-19
5461	C-12	5661	C-12	6526	D-8
5461-CR	C-13, , C-74	5661-CR	C-13	6527	D-8
5461-IG	C-13	5661-IG	C-13	6602	L-3
5462	C-10	5662	C-10	6616	L-3
5462-IG	C-13	5662-IG	C-13	6639	L-3
5466-C	C-70	5666-C	C-69	6672	L-7
5466-CY	C-70	5666-CA	C-65	6674	L-7
5469-C	C-70	5666-CY	C-69	6674N	L-7
5469-CY	C-70	5666-PLC	C-69	6683	L-3
5478-C	C-70	5669-C	C-69	6910G	Q-29
5478-CWP	C-84	5669-CY	C-69	7070	K-11
5479-C	C-70	5669-PLC	C-69	7070-M	K-11
5479-CWP	C-84	5685	B-25	7080	K-11
5480	G-9	5685-2	B-24	7080-M	K-11
5480-IG	G-9	5685-W	B-24	7090	K-11
5490	G-9	5686-2	B-24	7090-M	K-11
5490-IG	G-9	5691-2	B-23	7101	F-7
5500	Q-84	5691-C	B-23	7102	F-7
5501-8	B-5	5693-2	B-23	7210	F-7
5501-LH	B-6	5693-C	B-23	7250-FR	C-14
5502	B-5	5694-C	B-23	7251-C	C-67
5503	B-6	5801	C-8	7280	G-9
5505	Q-84	5821	C-8	7310	F-15, F-24
5558-SS	C-8	5822	C-8	7313	C-86
5585	C-7	5823	C-7	7314	F-15
5601-2	B-20	5825	C-7	7379	F-17
5601-2AW	B-20	5835	C-34	7380	G-9
5601-P	B-20	5842	C-27	7408	F-15
5601-X	B-21	5844	C-27	7409	F-15
5601-Z	B-21	5866	C-69	7410	F-15, F-25
5602-2	B-20	5869	C-69	7411	F-15
5603-2	B-20	5891	C-7	7413	F-15
5603-2AW	B-20	5980	S-27	7420	F-9, F-13, F-15, S-31
5603-P	B-20	5981	S-27	7506	F-5
5604-2	B-20	5982	S-27	7526	F-5
5621-2 to 5624-2	B-23	6017	C-71	7535	F-5
5621-C	B-23	6017-L	F-20	7540	F-5
5623-C	B-23	6017-Y	C-71	7545	F-5
5624-C	B-23	6018	C-71	7556	F-14
5625 to 5627	D-5	6018-L	F-20	7557	F-14
5628-2	B-25	6018-Y	C-71	7565	F-14
5629-2	B-25	6031 to 6034	F-20	7567	F-14
5631-2	B-25	6080A	B-29, H-14	7582	F-14
5633-2	B-25	6110G	Q-3	7715CR	F-20
5634	D-5	6151	L-14	7717CR	F-20
5636	D-5	6196	S-34	7764C	F-17
5638-2	B-25	6197	S-23	7765C	F-17
5639-2	B-25	6250	L-14	7770	F-17, F-18, F-19, F-20, S-32
5640 to 5643	D-5	6360CR	F-19	7788	F-17, F-18, F-19, F-20, S-32
5645	D-5	6361CR	F-19	7958	F-17
5649-2	B-25	6364CR	F-19	8052	K-14
5651	C-14	6365CR	F-19	8101	K-14

Cat. No.	Page
8200	C-21
8200-C	C-20
8200-H	C-19
8200-HL	C-19
8200-IG	C-20
8200-LI	C-20
8200-PL	C-20
8200-SG	C-16
8200-SW	C-21
8210	C-20
8210-IG	C-20
8215-C	C-71
8215-CAT	C-71
8215-CT	C-71
8215-PLC	C-71
8219-C	C-71
8219-CT	C-71
8219-PLC	C-71
8256-V	C-83
8259-V	C-83
8280	G-10
8280-IG	G-10
8300	C-20
8300-C	C-20
8300-H	C-19
8300-HL	C-19
8300-IG	C-20
8300-LI	C-20
8300-OIG	C-17
8300-PL	C-20
8300-SG	C-20
8310	C-20
8310-OIG	C-20
8315-C	C-71
8315-CAT	C-71
8315-CT	C-71
8315-PLC	C-71
8319-C	C-71
8319-CT	C-71
8319-PLC	C-71
8330	C-89
8332-P	C-89
8350	C-89
8352-P	C-89
8356-V	C-83
8359-V	C-83
8360	C-89
8362-P	C-89
8380	G-10
8380-IG	G-10
8400	C-20
8410	C-27
8415-CAT	C-71
8430	C-88
8432-P	C-88
8450	C-88

Cat. No.	Page
8450-IG	C-88
8452-P	C-88
8456-V	C-83
8459-V	C-83
8460	C-88
8462-P	C-88
8480	G-10
8480-IG	G-10
8490	G-10
8490-IG	G-10
8600	C-20
8647	K-12
8656-V	C-83
8659-V	C-83
8681	K-12
8684	K-12
8694	K-18
8746	K-18
8750	K-18
8756	K-18
8827	K-10
8829	K-10
8875	K-13
8880	K-13
8885	K-13
8940L	Q-76
8980L	Q-76
9063	K-13
9151-N	C-67
9332-P	C-87
9350	K-14
9432-P	C-87
9450-P	C-87
9452-P	C-87
9460	C-87
9460-IG	C-87
9462-P	C-87
9530-P	C-86
9550-P	C-86
9630-P	C-86
9650-P	C-86
9716	K-10
9726	K-10
9730-A	C-86
9750-A	C-86
9750-P	C-86
9839	K-11
9850-LED	K-19
9852-LED	K-19
9855-LED	K-19
9866-BOW	K-19
9874	K-10
9875	K-8
9880	K-13
9883	K-10
9885	K-14

Cat. No.	Page
9965	F-15
10025 to 10027	K-16
10028	K-13
10041-500	B-27
10045	K-14
10065	K-14
10083-16	K-11
10083-M	K-11
10085	K-14
10091	K-15
10097-8	B-27
12021-2W	B-12
12650	C-5
12777	C-62
13150	K-7
13351	K-6
13353	K-6
13354	K-6
13357	K-6
13359	K-6
13451	K-7
13452	K-19
13464	K-4
13465	K-4
13518	K-6
13519	K-6
13550	K-4
13551	K-4
13556	K-4
13557	K-4
13570	K-4
13571	K-4
13652	K-7
13653	K-7
13654-EX	K-9
13654-S	K-8
13654-T	K-8
13660 to 13662	K-8
15378-C	C-70
15378-CWP	C-84
15379-C	C-70
15656-VY	C-82
15659-VY	C-82
15678-C	C-69
15679-C	C-69
16241	C-34
16242	C-36
16251	C-34
16252	C-35
16252-1	C-33
16252-1P	C-37
16252-2	C-23
16252-2P	C-37
16252-DIN	C-35
16252-L	C-34
16262	C-35

Cat. No.	Page	Cat. No.	Page	Cat. No.	Page
16262-HG	C-40	23452	K-20	40259	P-29, Q-17
16262-xIG	C-36	23518	K-6	40278	Q-19
16262-PL	C-40	23519	K-6	40539	P-29, Q-17
16262-SG	C-40	23520	K-12	40649	P-25, Q-15
16292	C-27	23652	K-7	40659	P-25, Q-15
16341	C-34	23653	K-7	40681	P-25, Q-15
16342	C-36	23654	K-8	40682	P-25, Q-15
16351	C-34	23660 to 23662	K-8	40734	Q-46
16351-S	C-34	25249-CAP	C-25	40830	P-21, Q-47
16352	C-35	25249-FBA	C-25	40831-F	P-21, Q-47
16352-1	C-23	25249-SBA	C-25	40832-OB	Q-46
16352-1P	C-37	25249-TFB	C-25	40833-B	P-20, Q-46
16352-2	C-23	25249-TFN	C-25	40834-00	P-20, Q-46
16352-2P	C-37	25251-DB	C-25	40835-00	P-20, Q-46
16352-C	C-34	25251-DN	C-25	40837-B	P-20, Q-46
16352-L	C-34	25251-TDB	C-25	40839	P-20, Q-46
16362	C-35	25251-TDN	C-25	40952	P-27
16362-HG	C-40	25251-TFB	C-25	40985-0Q6	Q-48
16362-xIG	C-36	25251-TFN	C-25	40985-1P6	P-30, Q-48
16362-PL	C-40	25349-FBA	C-25	40985-CPF	P-20, Q-48
16362-SG	C-40	25349-TFB	C-25	40985-CRU	P-20, Q-48
16441	C-34	25349-TFN	C-25	40989-ACT	P-14, Q-41
16451	C-34	26115	L-3	41030-SMJ	Q-11
16462	C-34	26719	K-21	41054	Q-19
16641	C-34	26720	K-21	41070-2WS	Q-7
16651	C-34	26725-2	K-24	41075-DBE	P-24, Q-8, Q-46
16662	C-34	26725-4	K-24	41075-DBW	P-24, Q-8, Q-46
16693	I-39	26725-4A	K-26	41080-1BP	Q-5
16694	I-39	29816	K-10	41080-1EP	Q-5
16793	I-39	35249-TFB	C-25	41080-1GP	Q-5
16794	I-39	35249-TFN	C-25	41080-1IP	P-23, Q-5
18201	B-9	35249-TLB	C-25	41080-1TP	P-23, Q-5
18201-C	B-6	35249-TLN	C-25	41080-1WP	P-23, Q-5
18202	B-9	35349-TFB	C-25	41080-2BP	Q-5
18202-C	B-6	35349-TFN	C-25	41080-2EP	Q-5
18203	B-9	35349-TLB	C-25	41080-2GP	Q-5
18203-C	B-6	35349-TLN	C-25	41080-2IL	Q-7
18204	B-9	40050	Q-36	41080-2IP	P-23, Q-5
18204-C	B-6	40054	Q-36	41080-2TL	Q-7
18221 to 18224	B-9	40066	Q-36	41080-2TP	P-23, Q-5
18302	K-19	40067	Q-36	41080-2WL	Q-7
18821	B-10	40070	Q-38	41080-2WP	P-23, Q-5
19062	K-13	40072	Q-36	41080-3BP	Q-5
19980-M	K-11	40089	Q-29, Q-36	41080-3EP	Q-5
20403	F-21	40144	P-25, Q-15	41080-3GP	Q-5
21254	C-17	40159	P-25, Q-15	41080-3IP	P-23, Q-5
21254-H	C-22	40201	Q-19	41080-3TP	P-23, Q-5
21254-IG	C-22	40214	P-29, Q-16	41080-3WP	P-23, Q-5
21414	F-21	40223	P-29, Q-16	41080-4BP	Q-5
21415	F-21	40226	P-29, Q-16	41080-4EP	Q-5
23000-LHG	F-21	40238	P-29, Q-17	41080-4GP	Q-5
23004-LHG	F-21	40244	P-20, Q-17	41080-4IL	Q-7
23030-L	F-21	40249	P-29, Q-17	41080-4IP	P-23, Q-5
23034-LA	F-21	40253	P-29, Q-16	41080-4TL	Q-7
23280	K-8	40257	P-29, Q-16	41080-4TP	P-23, Q-5
23351	K-6	40258	P-29	41080-4WL	Q-7

Cat. No.	Page
41080-4WP	P-23, Q-5
41080-6BP	Q-5
41080-6EP	Q-5
41080-6GP	Q-5
41080-6IP	P-23, Q-5
41080-6TP	P-23, Q-5
41080-6WP	P-23, Q-5
41080-IDW	Q-4, Q-39
41080-LEB	Q-4, Q-6, Q-39
41081	P-23, Q-7
41084-OBx	P-20, Q-46
41084-BBF	P-20
41084-BEF	P-20, Q-46
41084-BGF	P-20
41084-BIF	P-20
41084-BTF	P-20
41084-BWF	P-20, Q-46
41084-F	P-21, Q-47
41084-S	Q-71
41085	Q-71
41086	Q-71
41087	Q-8
41089	Q-11
41091	Q-7
41106-Rx6	P-20, Q-4
41108	P-20, Q-4
41290-DM	Q-49, Q-72
41290-DR	Q-49, Q-72
41290-HD	Q-49
41290-IRT	Q-45
41290-SM	Q-49, Q-72
41290-TM	Q-49, Q-68
41291-1B	Q-49, Q-73
41291-1M	Q-49, Q-73
41291-2C	Q-73
41291-2Q	Q-49, Q-73
41291-2T	Q-73
41291-DB	Q-49
41291-ZT	Q-73
41292-2B	Q-49, Q-73
41292-2C	Q-73
41292-3x	Q-49
41292-AE	Q-49
41292-DE	Q-51
41293-4C	Q-73
41293-HD	Q-49
41294-2B	Q-49, Q-73
41294-2C	Q-73
41294-2Q	Q-49, Q-73
41295-5B	Q-49, Q-73
41295-HD	Q-49
41295-Vx	Q-49
41296-MM	Q-49, Q-72
41297-2P	Q-49
41297-SP	Q-49
41297-XL	Q-49

Cat. No.	Page
41638	P-25, Q-15
41641-0AW	P-24, Q-8
41641 to 41646	P-24, Q-8
4164x	P-24
41647	P-26, Q-46
41649	Q-49, Q-72
41650	C-25, Q-8
41652	C-25, Q-8
41658	P-25, Q-15
41880	Q-35
41900	Q-44
41910-H	Q-43
41910-H00	Q-44
41910-U	Q-49
41910-U11	Q-45
41910-U2B	Q-45
41910-V	Q-45
41910-Y	Q-43
41920-A	Q-45
41920-CP8	Q-43
41920-HAE	Q-45
41920-HRC	Q-43
41920-SP4	Q-43
41920-SW4	Q-43
42070-3WS	Q-7
42080-1x	Q-5
42080-2E	Q-5
42080-2G	Q-5
42080-2IL	Q-7
42080-2IP	Q-5
42080-2IS	Q-5
42080-2TL	Q-7
42080-2TP	Q-5
42080-2TS	Q-5
42080-2WL	Q-7
42080-2WP	Q-5
42080-2WS	Q-5
42080-3x	Q-5
42080-4E	Q-5
42080-4G	Q-5
42080-4IL	Q-7
42080-4IP	Q-5
42080-4IS	Q-5
42080-4TL	Q-7
42080-4TP	Q-5
42080-4TS	Q-5
42080-4WL	Q-7
42080-4WP	Q-5
42080-4WS	Q-5
42080-6x	Q-5
42080-8x	Q-5
42080-IDx	Q-6
42080-SCx	Q-6
42081	P-23, Q-7
42090	Q-5
42777-1	Q-11

Cat. No.	Page
42777-2	Q-11
43080-1L	Q-6
43080-1S	P-23, Q-6
43080-2L	Q-6
43080-2S	P-23, Q-6
43080-IDW	Q-4, Q-6, Q-39
43080-S12	P-23
43081-1L	P-23, Q-6
43081-2L	P-23, Q-6
43105	P-11, Q-82
43108	Q-82
43112	Q-82
43115	Q-82
47600-QPB	P-13
47603-0C5	P-17
47603-110	P-17
47603-12M	P-16
47603-18M	P-16
47603-2Gx	P-15
47603-24P	P-16
47603-DP6	P-15
47603-TDM	P-18
47604	P-7
47605-ODP	P-12
47605-14x	P-7
47605-21x	P-7
47605-28x	P-9
47605-4xx	P-9
47605-ACN	P-12
47605-ACS	P-12
47605-C5B	P-17
47605-Fxx	P-9
47605-M28	P-9
47605-M42	P-9
47605-M	P-7
47605-MDx	P-7
47605-NDP	P-12
47606	P-16
47609-0F6	P-17
47609-0xx	P-18
47609-4DP	P-17
47609-EMP	P-18
47609-S10	P-18
47609-TSV	P-17
47611-0C6	P-17
47611-C6B	P-17
47612-28B	P-9
47612-42B	P-7
47612-6SB	P-14
47612-CBK	P-14
47612-CMK	P-7
47612-DBK	P-13
47612-FSB	P-14
47612-HBK	P-13
47612-HSB	P-14
47612-SBK	P-13



Cat. No.	Page	Cat. No.	Page	Cat. No.	Page
47613	P-14	49560 to 49562	Q-38	54501	B-5
47615-NYL	P-11	49605	P-5	54502	B-5
47615-PTT	Q-37	49605-AFR	P-11	54503	B-6
47617	P-28	49605-APS	P-12	54504	B-3, B-6
47689-00B	P-17	49605-AST	P-11	54521	B-6
47689-0QP	Q-29	49605-AUB	P-11, P-14	54521-2	B-5
47690	P-19	49605-GRM	P-11	54522	B-6
47693	P-19	49605-TUB	P-11	54522-2	B-5
48211	P-26	49660	P-14	54523	B-6
48212	P-12	49687	C-61	54524	B-6
48642-2	C-65	49800-680	Q-75	55050	C-87
48643	C-65	49800-CON	Q-75	55054	C-87
48646	C-65	49800-FAN	Q-68, Q-70, Q-75	55500	B-8, B-9, B-11, B-15
48648	C-66	49800-FCC	Q-75	56021-2	B-23
48900	Q-82	49800-SOC	Q-68	56080-2	B-24
49005	Q-79	49886-SH1	Q-57	56081-2	B-24
49006	Q-79	49816	K-10	59265	Q-75
49012	Q-31	49875	K-10	61110	Q-3
49012-J	Q-31	49886-03F	Q-75	69104	Q-33
49013-P	Q-31	49886-12F	Q-75	69270	Q-27
49014	Q-31	49886-APC	Q-74	69585-I	Q-31, Q-39
49014-J	Q-31	49886-APD	Q-75	69586-C	Q-31
49018	Q-31	49886-BRx	Q-74	69586-L	Q-31
49018-J	Q-31	49886-DLM	Q-70	69586-U	Q-31
49104	Q-35	49886-DLS	Q-70	69586-W	Q-31
49105	Q-35	49886-DSC	Q-70	69587-L	Q-31
49222	Q-11	49886-DWP	Q-75	69587-U	Q-31
49223	Q-12	49886-FCN	Q-75	78000	S-24
49225	Q-83	49886-FCS	Q-37	78001	S-3
49251	Q-81	49886-FCx	Q-74	78003	Q-18, S-5
49253	Q-78	49886-FLA	Q-74	78004	Q-18, S-6
49254-BAx	Q-80	49886-FSP	Q-74	78005	S-17
49254-BC1	Q-80	49886-Lxx	Q-74	78009	S-3
49254-BCM	Q-78	49886-MCx	Q-74	78011	S-3
49254-BPx	Q-80	49886-SCx	Q-74	78012	S-3
49254-LPM	Q-78	49886-SH1	Q-68	78013	S-6
49255-D	Q-29	49886-SPD	Q-74	78014	Q-18, S-8
49255-H	Q-29	49886-SYR	Q-75	78016	Q-18, S-5
49255-L	Q-29	49886-Uxx	Q-74	78021	S-17
49255-Q	Q-29	49886-VFL	Q-74	78023	S-4
49255-W	Q-29	49886-X3F	Q-75	78025	Q-18, S-8
49256	Q-30	49887	Q-70	78030	S-5
49257-Q	Q-31, Q-39	49910	Q-11	78036	S-4
49258	Q-78	49990	Q-70	78101	S-3
49260	Q-81	49991	Q-67, Q-69	78103	S-5
49262	Q-81	49991-ASC	Q-69	78109	S-3
49265	Q-77	49991-CLP	Q-68, Q-69	78116	S-5
49280-QP	Q-30	49991-LLC	Q-69	78400	S-24
49355-H	Q-29	49991-LSC	Q-69	78500	S-24
49400	Q-81	49991-MLC	Q-69	78804	Q-26
49553-110	P-14, Q-37	49991-MSC	Q-69	80054	K-14
49553-55H	Q-41	49991-MST	Q-69	80301	P-24, S-15
49553-64H	Q-37	49991-SLC	Q-69	80309	P-24, S-15
49553-814	P-14, Q-37	49991-SSC	Q-69	80311	S-15
49553-AWL	Q-14	49991-SST	Q-69	80312	S-15
49553-TTH	Q-37	51084	P-30, Q-4, Q-39	80314	S-23

Cat. No.	Page
80321	S-15
80326	S-15
80400	L-3, S-23
80401	Q-9, S-13
80401-00x	P-24, Q-9
80401-0Nx	P-24, Q-9
80401-2AW	S-13
80401-COI	S-22
80401-GFx	S-22
80401-IG	S-22
80401-Nx	S-13
80401-NGY	Q-9, S-13
80401-RE	S-22
80405	S-18
80407	S-13
80409	P-24, Q-9, S-22, S-13
80409-2AW	S-13
80411	S-13
80411-2AW	S-13
80412	S-13
80414	Q-8, S-23
80421	S-18
80423	S-13
80431	S-18
80436	S-13
80455	S-19, S-18
80479	S-20
80501	S-3
80503	Q-18, S-5
80504	Q-18, S-6
80505	S-17
80506	S-19
80508	S-20
80509	S-3
80511	S-3
80512	S-3
80513	S-6
80514	S-8
80516	Q-18, S-5
80521	S-17
80525	S-8
80526	S-10
80528	S-9
80530	S-10
80533	S-8
80601	P-24, Q-9, S-13
80605	S-18
80608	S-19
80609	Q-9, S-13
80609-00x	P-24
80611	S-13
80612	S-13
80700	S-23
80701	S-3
80701-RE	S-22
80703	F-27, Q-18, S-5

Cat. No.	Page
80703-COO	S-22
80703-IG	S-22
80703-RE	S-22
80704	Q-18, S-6
80704-IG	S-22
80705	S-17
80706	S-19
80707	S-18
80708	S-19
80709	S-3
80711	S-3
80712	S-3
80714	S-8
80716	Q-18, S-5
80716-IG	S-22
80716-ORG	S-5
80716-RE	S-22
80718	S-7
80719	S-9
80720	S-9
80721	S-17
80723	S-4
80725	S-8
80726	S-10
80728	S-9
80730	S-5
80731	S-18
80732	S-18
80734	S-9
80735	S-8
80736	S-4
80743	S-17
80745	S-18
80746	S-18, S-19
80747	S-18
80781	P-29, Q-17, S-25
80782	P-29, Q-17, S-25
81000	M-101
81001	S-3
81003	S-5
81004	S-6
81005	S-17
81009	S-3
81011	S-3
81012	S-3
81013	S-6
81014	S-8
81016	S-5
81017	S-6
81021	S-17
81023	S-4
81025	S-8
81036	S-4
81040	S-10
81045	S-18
81079	S-10

Cat. No.	Page
81080	S-10
81401	S-13
81409	S-13
81411	S-13
81412	S-13
81423	S-13
83001	S-3
83003	S-5
83004	S-6
83005	S-17
83009	S-3
83011	S-3
83012	S-3
83013	S-6
83014	S-8
83014-EXT	S-8
83016	S-5
83025-EXT	R-32
83026	S-10
83028	S-9
83401	S-13
83409	S-13
83411	S-13
84000	S-24
84001	S-3
84001-40	S-3
84001-A40	S-3
84001-E40	S-22
84003	S-5
84003-040	Q-18
84003-40	F-27, S-5
84003-E40	S-22
84003-G40	S-22
84003-IG	S-22
84004-040	Q-18
84004-40	F-6, S-6
84005	S-17
84006	S-19
84007	S-17
84009	S-3
84011	S-3
84012	S-3
84013	S-6
84014	Q-20, S-8
84016	S-5
84016-040	Q-18
84016-40	S-5
84016-E40	S-22
84017	S-6
84018	S-7
84019	S-9
84020-40	F-9, F-13, F-15, S-9
84021	S-17
84022	S-10
84023	S-4
84025	Q-18, S-8

Cat. No.	Page	Cat. No.	Page	Cat. No.	Page
84026	S-10	84401-A40	S-13	86016	Q-18, S-5
84028	S-9	84401-E40	S-13	86017	S-6
84030	S-5	84401-G40	S-13	86018	S-7
84033	S-8	84409-040	P-26, Q-9	86019	S-9
84034	S-9	84409-40	S-13	86021	S-17
84035	S-9	84409-A40	S-13	86023	S-4
84036	S-4	84409-E40	S-22	86025	Q-18, S-8
84037	S-7	84411	S-13	86030	S-5
84039	S-10	84412	S-13	86033	S-8
84040	S-10	84421	S-18	86034	S-9
84041	S-5	84423	S-13	86035	T-9
84042	S-17	84436	S-13	86036	S-4
84043	S-17	84444	S-25	86041	S-5
84045	S-18	84455	S-18	86046	S-17
84047	S-18	85000	S-24	86047	S-18
84048 to 84050	S-4	85001	S-3	86052	S-6
84052	S-6	85003	Q-18, S-5	86057	S-9
84055	S-5	85004	Q-18, S-6	86062	S-6
84056	S-5	85005	S-17	86064	S-8
84057	S-9	85006	S-19	86077	S-20
84061	S-6	85008	S-20	86078	S-20
84062	S-6	85009	S-3	86079	S-10
84064	S-8	85011	S-3	86080	S-10
84065 to 84068	S-8	85012	S-3	86101	S-3
84070	S-4	85013	S-6	86103	S-5
84071 to 84073	B-13, S-7	85014	Q-18, S-8	86105	S-17
84077	S-19	85016	Q-18, S-5	86108	S-20
84078	S-20	85018	S-7	86109	S-3
84079	S-10	85019	S-9	86111	S-3
84080	S-10	85021	S-17	86113	S-7
84081	S-10	85023	S-4	86114	S-8
84085	S-20	85025	Q-18, S-8	86116	S-5
84087	S-20	85030	S-5	86400	S-24
84088	S-17	85033	S-8	86500	S-24
84092	S-10	85036	S-4	86602	S-13
84101	S-3	85041	S-5	87001	S-3
84103	S-5	85047	S-18	87003	Q-18, S-5
84104	S-6	85052	S-6	87005	S-17
84105	S-17	85064	S-8	87009	S-3
84109	S-3	85101	S-3	87011	S-3
84111	S-3	85103	S-5	87012	S-3
84112	S-3	85109	S-3	87014	Q-18, S-8
84114	S-8	85114	S-8	87016	Q-18, S-5
84116	S-5	85116	S-5	87025	Q-18, S-8
84119	S-9	86000	S-24	87400	S-24
84121	S-17	86001	S-3	88000	S-24
84125	S-8	86003	Q-18, S-5	88001	S-3
84130	S-5	86004	Q-18, S-6	88001-2AW	S-3
84133	S-8	86006	S-19	88003	Q-18, S-5
84134	S-9	86007	S-17	88004	Q-18, S-6
84137	S-7	86008	S-20	88005	S-17
84146	S-17	86009	S-3	88006	S-19
84147	S-18	86011	S-3	88007	S-17
84400	S-24	86012	S-3	88008	S-20
84401-040	P-24, Q-9	86013	S-6	88009	S-3
84401-40	S-13	86014	Q-18, S-8	88009-2AW	S-3

Cat. No.	Page
88011	S-3
88012	S-3
88013	S-6
88014	Q-18, S-8
88016	Q-18, S-5
88017	S-6
88018	S-7
88019	S-9
88021	S-17
88023	S-4
88025	Q-18, S-8
88030	S-5
88033	S-8
88034	S-9
88035	S-9
88036	S-4
88037	S-7
88041	S-5
88046	S-17
88047	S-18
88052	S-6
88057	S-9
88062	S-6
88064	S-8
88077	S-20
88078	S-20
88079	S-10
88080	S-10
88085	S-20
88087	S-20
88101	S-3
88103	S-5
88105	S-17
88109	S-3
88 111	S-3
88113	S-7
88114	S-8
88116	S-5
88400	S-24
88500	S-24
88601	S-13
88602	S-13
89265	Q-74
95065	K-11
95080	K-11
95110	K-16
97092	K-20
A0001 to A0007	I-24
A0010	I-24
A0011	I-24
A1221	B-10
A1223	B-10
A1451	B-3
A1453	B-3
A5621-2	B-26
A5623-2	B-26

Cat. No.	Page
A7810-000	M-97
A8332	M-103
A8332-PS1	M-103
A8810-000	M-97
A8810-41M	M-101
A8810-41R	M-101
A8810-PS1	M-103
A8812-000	M-97
A8911-000	M-103
AB100	Q-4
AB200	Q-4
AC205	M-13
AC220	M-13
AC705	M-39
ACS05	M-13
ACS10	M-13
ACS15	M-13
ACS20	M-13
ACY15	M-39
ACY20	M-39
AB300	Q-4
AFRBF	E-17
AFSW1	E-17
AFTR1	E-16
AFTR1-HG	E-16
AFTR2	E-16
AFTR2-HG	E-16
AGRBF	E-19
AGTR1	E-19
AGTR1-HG	E-19
AGTR2	E-19
AGTR2-HG	E-19
ALRA	M-65
ALRB	M-65, M-74
ALRM	M-65, M-74
ALRS	M-74
AM120	B-15
AM320	B-15
APPLC	Q-67
APPSC	Q-67
APSSC	Q-67
AUXNC	H-14, B-29
AUXNO	H-14
AXSJK	Q-2
AXUJK	Q-2
B1120-B	G-7
B2120-B	G-7
B3120-YB	G-7
B3240-DB	G-7
B3240-HB	G-7
B3277-YB	G-7
B3347-YB	G-7
B3480-DB	G-7
BB125	H-19
BB16	H-15, H-17
BB32	H-16, H-18

Cat. No.	Page
BB63	H-18
BBG04	L-28, M-49
BMOAR-050	M-105
BMOAR-M50	M-105
BMOBM-050	M-105
BMOBM-M50	M-105
BMOSW-LTP	M-106
BMOSW-STP	M-106
BMOTB-050	M-106
BMOTB-M50	M-106
BR15	C-7
BR20	C-7
BSURG	G-7
BX100LEV	H-14
BX230LEV	H-14
BX230-M	H-14
BX100-M	H-14
BX60-M	H-14
C0224-000	P-30, Q-12
C0224-0CP	P-30, Q-12
C0225-000	P-24, P-30
C1686	Q-29
C2623	F-10
C2651	F-10
C2653	F-10
C5262	C-11
C5362	C-11
C5914	P-14
C8200	C-19
C8300	C-19
CA060LEV	H-13
CA100LEV	H-13
CA320LEV	H-13
CA343LEV	H-13
CA420LEV	H-13
CA520LEV	H-13
CA530	H-13, H-18
CCSRJ	M-87
CDA01	M-102
CDA02	M-102
CDF04	M-101
CDV01-K17	M-84, M-94, M-96
CDV02-K17	M-84, M-94, M-96
CDV01-010-K17	M-102
CDV02-010-K17	M-102
CDV01-002-W15	M-95, M-96 M-102
CDV02-002-W20	M-95, M-96 M-102
CKDNK-10y-CKDNK-80y	M-64, M-71
CKDNK-1Ey-CKDNK-8Ey	M-64, M-71
CLAM23WLEV	H-14
CLAM30LEV	H-14
CLAM60LEV	H-14
COVER	C-78, F-30
CR015	C-8
CR015-1P	C-15
CR015-2P	C-15

Cat. No.	Page
CR020	C-8
CR020-1P	C-15
CR020-2P	C-15
CR15	C-8
CR20	C-8
CRS4K	M-87
CRS6K	M-87
CRV50-K62	M-84, M-102
CRV50-K93	M-84, M-102
CRV50-KC2	M-84, M-102
CRV50-LR2	M-95, M-96, M-102
CRV50-LR4	M-95, M-96, M-102
CS115	B-5
CS120	B-5
CS215	B-5
CS220	B-5
CS315	B-6
CS320	B-6
CS415	B-6
CS420	B-6
CS6360C	F-18
CS6361C	F-18
CS6364C	F-18
CS6365C	F-18
CS6369	F-18
CS6370	F-18
CS6375	F-18
CS6377	F-18
CS8164C	F-18
CS8165C	F-18
CS8169	F-18
CS8175	F-18
CS8264C	F-18
CS8265C	F-18
CS8269	F-18
CS8275	F-18
CS8364C	F-18
CS8365C	F-18
CS8369	F-18
CS8375	F-18
CS8464C	F-18
CS8465C	F-18
CS8469	F-18
CS8475	F-18
CSB1 to CSB4	A-5
CTA01	M-102
CTA02	M-102
CTA08	M-102
CTA12	M-102
CTC08 to CTC16	M-102
CTC30 to CTC50	M-102
CTD01	M-102
CTD02	M-102
CTD04	M-102
CTS1A	M-87
CTS2B	M-87

Cat. No.	Page
CTS3C	M-87
CTS6D	M-87
CTV00-FK3	M-84
CTV01-KD0	M-84, M-94, M-95, M-96, M-102
CTV02-KD0	M-84, M-94, M-95, M-96, M-102
CTV04-KD1	M-84, M-94, M-95, M-96, M-102
CTV08-KG1	M-84, M-94, M-95, M-96, M-102
CTV01-WC9	M-84, M-94, M-95, M-96, M-102
CTV02-WC9	M-84, M-94, M-95, M-96, M-102
CTV04-WC9	M-84
CTV04-WD5	M-94, M-95, M-96, M-102
CTV5X-WA4	M-94, M-95, M-96, M-102
D2ELV-1B	O-5
D2GF1	E-4
D2GF2	E-4
D2MSD	O-5
D2SCS	O-6
D2150	O-5
D215P	O-5
D215R	O-5
D215S	O-5
D23LP	O-5
D24SF	O-6
D26HD	O-5
D670K	Q-14
D6700	Q-14
D6701	Q-14
D6710	Q-14
D6720	Q-14
D6721	Q-14
D6722	Q-14
D6723	Q-14
D8200-IG	C-39
D8300-IG	C-39
DAR40-SW1	K-3
DAR60-SW1	K-3
DAWDC	O-4, O-6
DAWSC	O-4, O-6
DBR40 to DBR80	K-3
DBS40 to DBS60	K-3
DBRUX	K-3
DD00R-DL	O-6, O-7, O-8
DD00R-01	L-13
DDOSR-1Z	L-13, L-15, O-6, O-7, O-8
DDOSR-DL	L-13, L-15, L-18, M-6, O-6, O-7, O-8
DD710	L-13
DD710-B	L-12
DDE06	L-20
DDE06-B	L-12

Cat. No.	Page
DDF01	L-13
DDF01-B	L-12
DDKIT-00	L-13, O-6, O-7, O-8
DDKIT-0S	O-6, O-7, O-8
DDL06-1	L-13
DDM06	L-13
DDMX1-B	L-12
DG15A	O-8
DG15S	O-8
DG3HL	O-8
DG6HD	O-8
DHD05-1L	L-19, M-7
DHDKT-00	L-19, M-7
DHS05-1L	L-19, M-7
DINRK-001	M-71
DINRK-A03	M-71
DINRK-A06	M-71
DL057-30Z	M-46
DL057-DOZ	M-46
DL05S-DOZ	M-46
DLDNK-01 to DLDNK-08	M-46, M-74
DN15S	O-6
DN6HD	O-6
DNPLG	B-29
DNRAL	Q-61
DOD05	L-18, M-6
DOS02	L-18, M-6
DOS05	L-18, M-6
DOS15	L-18, M-6
DOSKT	L-19, M-7
DPGRD	Q-61
DR15S	C-34
DRC00	M-70
DRC07-EDO	M-70
DRCCD-0L0	M-70
DRD07-EDO	M-70
DRDDP-A	M-70
DRID0-C	M-70
DRKDN-C	M-71
DRKDN-U1 to DRKDN-U8	M-64, M-74
DS4KT	O-6
DS710	L-10
DSE06	L-10
DSF01	L-11
DSH06	L-10
DSH08	L-10
DSKIT	L-11
DSL06	L-10
DSRKT	O-6
DSL06	L-10
DSM10	L-10
DSX10	L-10
DSX12	L-10
DT102	L-15
DT104	L-15
DT112	L-15

Cat. No.	Page
DT115	L-15
DT130	L-15
DT160	L-15
DT202	L-15
DT204	L-15
DT212	L-15
DT230	L-15
DT260	L-15
DT820	C-39
DT830	C-39
DTKIT	L-15
DVS02	L-18, M-6
DVS05	L-18, M-6
DVS15	L-18, M-6
DW15R	O-6
DW4BC	O-6
DW6HD	O-4
DWVAA	O-5
DZPA1	O-7
DZPD3	O-7
E2X1A	Q-28, Q-65
E2X1F	Q-28, Q-65, Q-79
E2X2F	Q-28
E2XHD	Q-28, Q-65
E2XHD-4MB	Q-64
E2XHD-4MP	Q-64
E2XHD-BLK	Q-28, Q-64
E2XHD-CMB	Q-33, Q-53, Q-64, Q-79
E2XHD-COV	Q-28, Q-64
E2XHD-JRT	Q-28, Q-64
E2XHD-LBL	Q-28, Q-64
E2XLC	Q-64
E2XMB	Q-28
E5325	B-18, C-31
E5601	B-18, C-31
E5603	B-18, C-31
EBASE	N-6
EHOOK	N-6
EMHXD-220	M-97
EPED-1	N-6
EPED-2	N-6
EPCM	N-6
ERFID	N-6
EV320	N-2
EV32W	N-3
EV40P	N-3
EV480	N-2
EV48G	N-4
EV48S	N-5
EV48W	N-3
EV800	N-2
EV80G	N-4
EV80S	N-5
EV80W	N-3
FB2DE	C-26
FB2DU	C-26

Cat. No.	Page
FBBOX	C-25
FBC1F	C-25
FBC1S	C-25
FBC1X	C-25
FBCR1 to FBCR4	C-26
FBC2F	C-25
FBDIV	C-25
FBDC	C-26
FBDR1 to FBDR3	C-26
FBHR1 to FBHR3	C-26
FBI24	C-26
FBI44	C-26
FBID1	C-26
FBLEV	C-25
FBRDT	C-25
FBRM1 to FBRM3	C-26
FBRPW	C-25
FBYAD	C-25
FDBX1	C76, F-28
FDBX2	C76, F-28
FDBX3	C76, F-28
FDS	C-77, F-29
FME2XHD	Q-64
FSSRB	Q-63
FSSSD	Q-63
FSSSL	Q-63
FTH00	P-11
G5262	E-7
G5262-T	E-7
G5262-WT	E-7
G5362	E-7
G5362-2T	E-7
G5362-T	E-7
G5362-WT	E-7
GFA15	I-37
GFA20	I-37
GF15	I-38
GF20	I-38
GFNL1	D-7, E-4
GFNL1-HG	D-7, E-9
GFNL2	D-7, E-4
GFNL2-HG	D-7, E-9
GFNT1	E-4
GFNT1-DIN	E-11
GFNT1-F	E-10
GFNT1-HF	E-10
GFNT1-HG	E-9
GFNT2	E-4
GFNT2-DIN	E-11
GFNT2-F	E-10
GFNT2-HF	E-10
GFNT2-HG	E-9
GFPL1-PL	D-7, E-8
GFPL2-PL	D-7, E-8
GFRBF	E-4
GFSW1	D-7, E-4

Cat. No.	Page
GF1A1	E-4
GF1A2	E-4
GFTR1	E-4
GFTR1-3L	E-8
GFTR1-5L	E-8
GFTR1-F	E-10
GFTR1-HF	E-10
GFTR1-HG	E-9
GFTR1-IG	E-8
GFTR2	E-4
GFTR2-3L	E-8
GFTR2-5L	E-8
GFTR2-F	E-10
GFTR2-HF	E-10
GFTR2-HG	E-9
GFTR2-IG	E-8
GFWR1	E-4
GFWR2	E-4
GFWT1	E-4
GFWT1-HG	E-9
GFWT2	E-4
GFWT2-HG	E-9
GROM00LEV	H-14
GROM20LEV	H-14
GROM23LEV	H-14
GROM60LEV	H-14
GSCA1	E-21, I-36
GSCA2	E-21, I-36
GSCM1	E-22, I-36
GSCM2	E-22, I-36
GSIA2	E-24, I-38
GSIM2	E-24, I-38
GSPA2	E-24, I-38
GSRA1	E-23, I-37
GSRA2	E-24, I-38
GSRM1	E-24, I-38
GSRM2	E-24, I-38
GUAC1	D-12, E-5
GUAC2	D-12, E-5
GUSB1	D-12, E-5
GUSB2	D-12, E-5
H6A10	Q-21
HB011-BD	M-24
HB011-PD	M-24
HDXAD	Q-61
HDX1A	Q-50
HDX1F	Q-50
HDX1U	Q-51
HKSWP	M-42
HNDLE	B-29, H-14
HNDLE-ALT	H-14
HUB-034	H-14
HUB-100	H-14
HUB-112	H-14
HUB-114	H-14
HUB-200	H-14

Cat. No.	Page	Cat. No.	Page	Cat. No.	Page
ICONS	Q-2	L8802	T-5	LDS30-AC	B-32
INS23	C-70, F-5	L8808 to L8814	T-24	LDS30-ACC	B-31
IP710	L-8	L9501 to L9524	T-16	LDS30-ACS	B-31
IPE04	L-8	L9531 to L9537	T-17	LDS30-ACMB	B-31
IPF01	L-8	L9551 to L9554	T-17	LDS30-AX	B-32
IPF05	L-8	L9571 to L9578	T-19	LDS30-AXC	B-31
IPI10	L-8	L9585 to L9596	T-19	LDS30-AXS	B-31
IPKIT	L-9	L9603 to L9608	T-19	LDS30-CT	B-32
IPL06	L-8	L9631 to L9641	T-21	LDS30-CTC	B-31
IPM06	L-8	L9651 to L9661	T-21	LDS30-CTM	B-31
IPM10	L-8	L9671 to L9681	T-22	LDS30-CTS	B-31
IPQFK	L-9	L9701 to L9704	T-18	LDS30-FAX	B-32
IPX06	L-8	L9711 to L9719	T-18	LDS30-MB	B-31
IPX10	L-8	L9723 to L9724	T-20	LDS60-AC	B-32
IPX12	L-8	L9731	T-20	LDS60-AX	B-32
IUM1H	S-27	L9737	T-20	LDS60-FAX	B-32
IUM1H-KBG	S-28	LB115 to LB290	A-7	LDSC	A-10
IUM1H-KRG	S-28	LB115-AFT	A-7	LFTLA	A-10
IUM1V	S-27	LB115-AS	A-9	LG112	A-5
IUM1V-KBG	S-28	LB115-DFT	A-7	LG120	A-5
IUM2V	S-27	LB115-DS	A-9	LG312	A-5
IUMV1-KRG	S-28	LB115-EPT to LB130-EPT	A-8	LG320	A-5
JAKE-LED	M-65, M-74	LB115-EST to LB130-EST	A-9	LG420	A-5
L1461	B-3	LB115-GFT to LB130-GFT	A-8	LG422	A-5
L1463	B-3	LB115-GST to LB130-GST	A-9	LGBKT	A-10
L5262	C-11	LB115-S to LB130-S	A-9	LGDMC	A-10
L5362	C-11	LB115-T to LB260-T	A-7	LF145	Q-13
L5611-2 to L5614-2	B-21	LB120-AFT	A-7	LFPLT	A-10
L5JAW	A-10	LB120-AST	A-9	LHB02	A-10
L5JAW-N	A-10	LB120-DFT	A-7	LHUB1	A-10
L7501 to L7511	T-11	LB120-DST	A-9	LHUB2	A-10
L7700 to L7729	T-12	LB200 to LB212	A-7	LITLK	A-10
L7731 to L7760	T-13	LB215-AF	A-7	LJ310	A-5
L7981 to L7987	T-23	LB215-EP to LB260-EP	A-8	LJ312	A-5
L7997	T-23	LB215-EST to LB260-EST	A-9	LJ315	A-5
L7998	T-23	LB215-G to LB260-G	A-8	LJ320	A-5
L8001 to L8006	T-14	LB215-GST to LB260-GST	A-9	LJ420	A-5
L8011	T-13	LB215-ST to LB260-ST	A-9	LJ422	A-5
L8500 to L8505	T-4	LB220-AF	A-7	LKOUT-40	S-5
L8513	T-4	LB270 to LB290	A-7	LL420	A-10
L8515	T-4	LBHDK	A-10	LL630	A-10
L8518	T-6	LBHPL	A-10	LLGND	A-10
L8519	T-6	LBRKT	A-10	LLNTL	A-10
L8532	T-6	LCLPT	A-10	LLPHN	A-10
L8541	T-4	LCOMN SQ	M-65, M-74	LM100	A-7
L8542	T-4	LDC20	A-4	LM125	A-7
L8552 to L8557	T-4	LDC30	A-4	LM150	A-7
L8563 to L8568	T-4	LDC42	A-4	LM175	A-7
L8583 to L8587	T-7	LDC66	A-4	LM200	A-7
L8601 to L8606	T-7	LDCSK	A-10	LM225	A-7
L8621	T-8	LDRLA	A-10	LMB10	A-7
L8623	T-8	LDRLK	A-10	LMB12	A-7
L8642	T-8	LDS10-AC	B-32	LMB15	A-7
L8660	T-9	LDS10-ACT	B-32	LMB17	A-7
L8671 to L8679	T-10	LDS10-AX	B-32	LMB20	A-7
L8712 to L8722	T-10	LDS10-FAX	B-32	LMB22	A-7

Cat. No.	Page
LMEZ MICRO	M-65, M-74
LMHPL	A-10
LN330	A-10
LNR80	C-81, F-33
LNR86	C-81, F-33
LNR96	C-81, F-33
LNBKT	A-10
LOTK1	A-10
LOTK3	A-10
LOTK4	A-10
LP210 to LP220	A-4
LP222	A-4
LP310 to LP320	A-4
LP322	A-4
LP415 to LP422	A-4
LP422	A-4
LP422-MC	A-5
LP620 to LP622	A-4
LPBSK	A-10
LR210 to LR422	A-4
LRING	A-10
LRTG	M-65, M-74
LRTH	M-65, M-74
LS815	A-5
LS820	A-5
LSPD1-T	A-8, G-4
LSPD2-T	A-8, G-4
LSTIK	A-10
LTCVR	A-10
LU04P-1NW	M-46, M-74
LU107-DNW	M-46, M-74
LU20S-DNW	M-46, M-74
M1201 to M1203	B-15
M1221 to M1223	B-15
M1626	C-53
M1626-1C	C-56
M1626-2S	C-56
M1626-HG	C-58
M1626-IG	C-53
M1626-IL	C-58
M1626-PL	C-58
M1626-SC	C-53
M1636	C-53
M1636-1C	C-56
M1636-2S	C-56
M1636-HG	C-58
M1636-IG	C-53
M1636-IL	C-58
M1636-PL	C-58
M1636-SC	C-53
M2120-B	G-7
M3120-YB	G-7
M3240-DB	G-7
M3277-YB	G-7
M3347-YB	G-7
M3WSW-7ST	B-14

Cat. No.	Page
M3WSW-ST	B-14
M3480-DB	G-7
M3600-DB	G-7
M4100C12WLEV	H-7
M4100P12WLEV	H-7
M4100R12WLEV	H-7
M5100C7WLEV	H-7
M5100C9WLEV	H-7
M5100P7WLEV	H-7
M5100P9WLEV	H-7
M5100R7WLEV	H-7
M5100R9WLEV	H-7
M5262	C-46
M5262-1C	C-47
M5262-2S	C-47
M5262-IG	C-44
M5262-S	C-44
M5262-SC	C-44
M5262-SG	C-46
M5362	C-46
M5362-1C	C-47
M5362-2S	C-47
M5362-IG	C-44
M5362-S	C-44
M5362-SC	C-44
M5362-SG	C-46
M56AA	C-55
M56AA-H	C-55
M56AC	C-55
M56AC-H	C-55
M58AA	C-55
M58AA-H	C-55
M58AC	C-55
M58AC-H	C-55
M8200	C-51
M8200-H	C-50
M8200-IG	C-50
M8200-IL	C-51
M8200-PL	C-51
M8200-SG	C-51
M8300	C-51
M8300-H	C-50
M8300-IG	C-50
M8300-IL	C-51
M8300-PL	C-51
M8300-SG	C-51
MD820-IG	C-59
MD830-IG	C-59
MDNCT	M-89
MDTCT	M-89
MDS1-AX	B-30
MDS3-AC	B-30
MDS3-AS	B-30
MDS3-AX	B-30
MDS3-ST	B-30
MDS6-AC	B-30

Cat. No.	Page
MDS6-AS	B-30
MDS6-AX	B-30
MDS6-ST	B-30
MDS8-AC	B-30
MDS8-AX	B-30
MDS10	L-21
MDS15	L-21
MDT82-IG	C-59
MDT83-IG	C-59
MDTFW	M-89
MDTSW	M-89
MGFN1	E-13
MGFN1-HG	E-14
MGFN2	E-13
MGFN2-HG	E-14
MGFT1	E-13
MGFT1-HG	E-14
MGFT2	E-13
MGFT2-HG	E-14
MK240	M-88
ML1 to ML3	F-34
MLT05-2H0-MLT08-2H0	M-90
MLT05-2HB-MLT08-2HB	M-91
MLT05-2T0-MLT08-2T0	M-90
MLT05-2W0-MLT08-2W0	M-91
MLT05-2WB-MLT08-2WB	M-92
MLWSB	O-6
MMT02-20A-MMT04-20A	M-91
MMT02-2H0-MMT04-2H0	M-90
MMT02-2T0-MMT04-2T0	M-90
MO240	M-88
MOUNT-LDS	B-29, H-14
MRI15	C-51
MRI20	C-51
MRI82	C-21
MRI83	C-21
MS2	C-83
MS302	B-28
MS303	B-28
MS402	B-28
MS403	B-28
MS4X	B-29
MS602	B-28
MS603	B-28
MSPSW-S	B-14, C-42
MSSMT-GD	L-21
MSTWL	C-42, E-14
MSURG	G-7
MT162	C-53
MT162-1C	C-56
MT162-2	C-56
MT162-HG	C-58
MT162-IG	C-53
MT162-IL	C-58
MT162-SC	C-53
MT163	C-53



Cat. No.	Page
MT163-1C	C-56
MT163-2	C-56
MT163-HG	C-58
MT163-IG	C-53
MT163-IL	C-58
MT163-SC	C-53
MT562-1C	C-47
MT562-2S	C-48
MT562-IG	C-44
MT562-S	C-44
MT562-SC	C-44
MT563-1C	C-47
MT563-2S	C-48
MT563-IG	C-44
MT563-S	C-44
MT563-SC	C-44
MT820	C-50
MT820-IG	C-50
MT820-IL	C-51
MT830	C-50
MT830-IG	C-50
MT830-IL	C-51
MXT09-2H0-MXT20-2H0	M-90
MXT09-2T0-MXT20-2T0	M-90
MXT09-2W0-MXT20-2W0	M-91
MXT09-2WB-MXT20-2WB	M-92
MZD20	M-44
N1302-DS	B-29
N1303-DS	B-29
N1303-TDS	B-29
N138	S-20
N13NC	B-29
N3302-DS	B-29
N3303-DS	B-29
N33NC	B-29
N3602	B-29
N3603	B-29
N36NC	B-29
N751	S-21
NP00G-000	M-70
O2C04-ID	M-17
O2C05-MD	M-17
O2C05-UD	M-17
O2C10-UD	M-17
O2C15-ID	M-17
O2C20-UD	M-17
O3C10-MD	M-18
O4C15-ID	M-18
O5C04	M-41
O5C20	M-41
O6C04	M-41
O6C20	M-41
ODC04	M-16
ODC05-MD	M-17
ODC10-MD	M-17
ODC10-UD	M-17

Cat. No.	Page
ODC15	M-16
ODC20-MD	M-17
ODC0P-00	M-37
ODC0P-D0	M-37
ODC0P-S0	M-37
ODC0S	M-21
ODCCG	M-21, M-26, M-28, M-29
ODD10-ID	L-24, M-3
ODD24-ID	L-24, M-4
ODDMT-MD	L-25, M-5
ODDMT-ML	L-25, M-5
ODP10-I1	L-25, M-4, M-5
ODP10-M1	L-25, M-5
ODS06	L-20, M-9
ODS0D	M-9
ODS10	L-20, M-9
ODS15-GD	L-25, M-3
ODS15-I1	L-25, M-4
ODS15-ID	L-20, L-25, M-3
ODSMT-MD	L-25, M-5
ODW12-MD	M-22
ODWHB-ID	M-22
ODWLR-ID	M-22
ODWVW-ID	M-22
OFD1Z	M-60
OFDUZ	M-60
OPB15-0D	M-26, M-28, M-29, M-30, M-31, M-36
OPBCA-00	M-26, M-28, M-29, M-30, M-31, M-36
OPP20-0D	M-34
OPP20-RD	M-34
OSA20-R00	M-35
OSC04-I0	M-29
OSC04-R1	M-29
OSC05-M0	M-26
OSC05-RM	M-26
OSC05-RU	M-28
OSC05-U0	M-28
OSC10-M0	M-26
OSC10-RM	M-26
OSC10-RU	M-28
OSC10-U0	M-28
OSC15-I0	M-29
OSC15-R1	M-29
OSC20-M0	M-26
OSC20-RM	M-26
OSC20-RU	M-28
OSC20-U0	M-28
OSD10	L-27
OSF10-I0	M-25
OSF10-PP	M-25
OSF20-IL	M-25
OSF20-IU	M-25
OSFCA-36	M-25
OSFCG	M-25

Cat. No.	Page
OSFHP-ILW	M-23
OSFHS-IT	M-24
OSFHU-C4	M-23
OSFHU-CT	M-23
OSFHU-I4	M-23
OSFHU-IT	M-23
OSFHW-CT	M-24
OSFLN	M-25
OSFLO	M-25
OSFOA	M-25
OSM3D-DD	M-32
OSM3D-V1	M-32
OSP15-R30	M-35
OSP20-RDH	M-35
OSS10	L-21
OSS24	L-21
OSSMD	M-11
OSSMD-GD	L-23, M-10
OSSMD-MD	L-23, M-10
OSSMT-GD	L-23, M-10
OSSMT-GT	L-23, M-10
OSSMT-M3	L-22, M-10
OSSMT-TM	L-22, M-10
OSSNL	L-21
OSW12-MO	M-30
OSW12-RM	M-30
OSWCG-P0	M-30, M-31
OSWHB-I0	M-31
OSWLR-I0	M-31
OSWWG-P0L-20, L-23, M-8, M-10, M-11	
OSWWV-RI	M-31
OSWWW-I0	M-31
P1020	Q-85
P1021	Q-85
P1022	Q-85
P1023	Q-85
P1040	Q-86
P1041	Q-86
P1042	Q-86
P1043	Q-86
P1044	Q-86
P1045	Q-86
P1070	Q-86
P1071	Q-86
P1072	Q-86
P1073	Q-86
P1074	Q-86
P1426	S-19
P22	S-7
P2262	S-19
P3210	G-4
P326	S-18
P3277	G-4
P38	S-17
P48	S-18
PC100	H-14

Cat. No.	Page
PC320	H-14
PC3430	H-14
PC420	H-14
PC520	H-14
PC530	H-14
PC60	H-14
PCATR-000	M-37
PCCxx	M-37
PCCLPx	Q-21
PCIND-000	M-37
PCIND-0SV	M-37
PCOUT-000	M-37
PCSKY-000	M-37
PE100	L-29
PE200	L-30
PE300	L-30
PE400	L-30
PE500	L-30
PEAUX-12W	L-30
PFGF1	C-23
PFGF2	C-23
PFTR1	C-23
PFTR2	C-23
PFQP3	C-24
PFUS1	C-23
PFUS2	C-23
PJ1	S-3
PJ11	S-7
PJ126	S-18
PJ13	S-8
PJ18	S-17
PJ2	S-3
PJ21	S-17
PJ26	P-26, Q-9
PJ226	S-18
PJ23	S-8
PJ262	P-24, Q-9, S-13
PJ263	S-13
PJ264	S-13
PJ3	S-3
PJ33	S-8
PJ4	S-3
PJ7	Q-18, S-6
PJ8	Q-18, S-5
PJ8-IG	S-5, S-22
PJ8-RE	S-22
PJ82	Q-18, S-5
PJ82-RE	S-22
PJ826	S-18, S-19
PLG1	H-13
PLVSW-1L	M-14, M-39, M-42
PLVSW-2L	M-14, M-39, M-42
PLVSW-4L	M-14, M-39, M-42
PSC1	S-21
PSC14	S-21
PSC26	S-21

Cat. No.	Page
PSC7	S-21
PSC8	S-21
PSE1	S-21
PSE14	S-21
PSE26	S-21
PSE7	S-21
PSE8	S-21
PST24-11	L-28, M-49
PSURG	G-6
PTC2F	C-26
PTC2X	C-26
PT500	C-26
PT526	C-26
PT544	C-26
PT5AB	C-26
PT5FF	C-26
R0800-000	M-57
R08TC	M-57
R1600-000	M-57
R1616-1CB	M-57
R1616-1DS	M-57
R1616-2CB	M-57
R16TC	M-57
R2120	G-6
R32TC	M-57
R48TC	M-57
R4NCIE	M-65, M-74
R4SQNCIE	M-65, M-74
R6NCIE	M-65, M-74
R9120-500	M-103
RA060LEV	H-13
RA100LEV	H-13
RC500	O-19
RCPLT	O-19
RDGSW-1CX to RDGSW-8CX	M-58
RDGSW-1EX	M-14, M-39, M-42
RDGSW-2EX	M-14, M-39, M-42
RDGSW-4EX	M-14, M-39, M-42, M-44
RDGSW-1EY to RDGSW-8EY	M-58
RDGSW-1FX	M-14, M-39, M-42
RDGSW-2FX	M-14, M-39, M-42
RDGSW-4FX	M-14, M-39, M-42, M-44
RDGSW-1FY to RDGSW-8FY	M-58
RDGSW-1KS	M-58
RDL06-10	L-3
RE00R	R-7
RE151 to RE154	R-4
RE634	R-4
RE640	P-22, R-12
REA00	P-22, R-12
RELO6	R-7
RELAY-1CB	M-57
RELAY-1DS	M-57
RELAY-2CB	M-57
RELAY-BFM	M-57
RER15	R-4

Cat. No.	Page
RER20	R-4
REWM1	P-22, R-9
REWM2	P-22, R-9
REWP1 to REWP4	P-22, R-9
RGBAR-008	M-57
RGBAR-016	M-57
RGF15	R-6
RGF20	R-6
RH DU1-001	M-57
RH DU1-300	M-57
RI343LEV	H-13
RI530LEV	H-13
RK15X	R-4, R-10
RKAA	R-5
RK634	R-4, R-10
RKD CD	R-7, R-10
RKDMD	R-4, R-7, R-10
RKG15	R-6, R-10
RKG15X	R-4
RKG20	R-6, R-10
RKR15	R-4, R-10
RKR20	R-4, R-10
RLV08-308	M-57
RLV16-316	M-57
RLVSW-4L	M-44
RMB81	L-37
RNL06-10	L-3
RP320LEV	H-13
RP343LEV	H-13
RP420LEV	H-13
RP520LEV	H-13
RP530LEV	H-13
RPM00-300	M-57
RPM08-308	M-57
RPM16-316	M-57
RS115	B-3
RSURG	G-6
RTF01	L-4
RUAA	R-5
RVCH1	J-6
RVCHM	J-6
RVCS1	J-6
RVCS2	J-6
RVCS3	J-6
RVCSM	J-6
RVST	J-6
S126	S-18
S1000	G-26
S1426	S-19
S2000	G-26
S214	S-19
S216	H-15
S232	H-16
S277TS	M-93
S316	H-15
S332	H-16

Cat. No.	Page
S416	H-15
S426	S-19
S432	H-16
S48	S-18
S54	S-9
S601 to S604	S-4
S701	S-10
S73	S-6
S746	S-10
S751	S-21
S8112	M-93
S8124	M-93
S8UTS	M-93
SAC10LEV	H-13
SAC12LEV	H-13
SAC34LEV	H-13
SBCPI	Q-22
SBK00-CD	M-39
SBK00-CS	M-14, M-39
SGAMP	P-26
SGVCK	P-26
SGVSM	P-26
SGVST	P-26
SL1	S-3
SL2	S-3
SL3	S-3
SL7	S-6
SL8	S-5
SL13	S-8
SL18	S-17
SL23	S-8
SL26	S-13
SL33	S-8
SL82	S-5
SL126	S-18
SL262	S-13
SL263	S-13
SL701	S-10
SL703	S-10
SL721	S-9
SL723	S-9
SL748	S-10
SLJ1	S-3
SLJ2	S-3
SLJ8	S-5
SLJ13	S-8
SLJ23	S-8
SLJ32	S-3
SLJ62	R-13
SLJ82	S-13
SPLCH-12	Q-52
SPLCS	Q-58
SPSCS	Q-58
SPLMT	Q-61
SPMPH	Q-52
SPMPS	Q-58

Cat. No.	Page
SO262	S-13
SO263	S-13
SRJET	Q-25
SRJHS	Q-25
SRJPL	Q-25
SS0AV-091	L-28, M-50
SS1	S-3
SS126	S-18
SS13	S-8
SS18	S-17
SS2	S-3
SS23	S-8
SS26	S-13
SS262	S-13
SS263	S-13
SS3	S-3
SS33	S-8
SS4G4DR	M-65, M-74
SS7	S-6
SS8	S-5
SS82	S-5
SS701	S-10
SS703	S-10
SS721	S-9
SS723	S-9
SS748	S-10
SSHUB	B-29, C-77, F-29
SSJ1	S-3
SSJ2	S-3
SSJ3	S-3
SSJ7	S-6
SSJ8	S-5
SSJ11	S-7
SSJ13	S-8
SSJ23	S-8
SSJ26	S-13
SSJ32	S-5
SSJ62-C40	S-13
SSJ82	S-5
SSJ82-C40	S-13
SSJ83	S-5
T1626	C-36
T1636	C-36
T25DX	M-100
T47HS	Q-62, Q-63
T5015	C-7
T5020	C-7
T5225	D-3
T5248	C-4
T5250-B	C-25
T5261	C-7
T5262	C-11
T5262-IG	C-13
T5280	G-9
T5320	C-4
T5325	C-33

Cat. No.	Page
T5325-S	C-33
T5361	C-7
T5362	C-11
T5362-IG	C-13
T5380	G-9
T5461	C-13
T5625	D-5
T5630	P-28
T5632	D-12, P-28
T5632-HG	D-12
T5633	D-11
T5633-HG	C-39, D-11
T5634	D-10
T5635	D-11
T5636	D-10
T5637	D-11
T5638	D-12
T5661	C-13
T5820	C-4
T5825	C-33
T5832	D-12
T5832-HG	D-12
T5833	D-11
T5833-HG	C-39, D-11
T5834	D-10
T5835	D-11
T5836	D-10
T5837	D-11
T5LHS	Q-62, Q-63
T5PLS	Q-62, Q-63
T6525	D-8
T6XRB	Q-62, P-60
T70MB	M-100
T7280	G-9
T7380	G-9
T75MB	M-100
T80301	S-15
T8200	C-19
T8200-IG	C-20
T8280	G-10
T8300	C-19
T8380	G-10
T95RX-000	M-100
TBL03	L-14
TBR15	C-7
TBR15-S1	C-15
TBR15-S2	C-15
TBR20	C-7
TBR20-S1	C-15
TBR20-S2	C-15
TCR15	C-8
TCR20	C-8
TDR15	C-35
TDR15-2	C-32
TDR15-S1	C-38
TDR15-S2	C-38

Cat. No.	Page
TDR20	C-35
TDR20-S1	C-38
TDR20-S2	C-38
TS007-00	L-28, M-49, M-66, M-71
TS007-C0	L-28, M-49, M-66, M-71
TS007-LC	L-28, M-49, M-66, M-71
TSF01	L-5
TSL06	L-5
TSM10	L-5
TS300	L-17, M-12
TWR15	C-11
TWR20	C-11
U0H00	M-101
U0M00	M-101
U2LM	Q-54
U2LSM	Q-54
U8LSM	Q-54
U2MM	Q-54
UPDCL	Q-67
UPDCT	Q-67
UPDLC	Q-67
UPDSC	Q-67
UPDST	Q-67
UPPLC	Q-67
UPPSC	Q-67
UPPST	Q-67
USB4P	D-12
VPOSR-1L	L-16
VPOSR-10	L-16
VPT24	L-16
VPTKT	L-16
W0279	C-87
W2125	H-19
W216	H-17
W232	H-18
W263	H-18
W3125	H-19
W316	H-17
W332	H-18
W363	H-18
W4125	H-19
W416	H-17
W432	H-18
W463	H-18
W5261	C-12
W5320	C-4
W5325	C-33
W5361	C-12
W5461	C-12
W5461-T0	C-13
W5601	B-21
W5603	B-21
W5633	D-11
W5661	C-12
W5661-T0	C-13
W7313	C-86

Cat. No.	Page
W5820	C-4
W5833	D-11
WBR15	C-11
WBR20	C-11
WDR15	C-36
WDR20	C-36
WM1B	S-28
WM2B	S-28
WM1D	S-27
WM1H	S-27
WM1S	S-27
WM1SC	S-28
WM1V	S-27
WM2S	S-27
WM2V	S-27
WP1	F-6, S-32
WP1D	S-27
WP1S	S-27
WP2	F-9, F-13, F-15, S-32
WP2S	S-27
WP2V	S-27
WP3	F-17 to F-20, S-32
WP4	F-17 to F-20, S-32
WP459	C-78, F-30
WPDN0-1Ex	M-64, M-71
WPG04-DR0	L-28, M-49
WTD15	C-36
WTD20	C-36
WTCVD	C-78, F-30
WTCVS	C-78, F-30
X2120-C	G-8
X3120-YC	G-8
X3277-YC	G-8
XSURG	G-8
YBM07-001	M-97
Z1000	Q-83
ZC015-BIW	M-47, M-74
ZL00J	M-64
ZL027-0	M-64
ZL027-D	M-64
ZL027-N	M-64
ZL070-B	M-64
ZL070-N	M-64
ZL07S	M-64
ZL0D0	M-64
ZL0DS	M-64
ZLAEX	M-64
ZLD1Z	M-60
ZLDUZ	M-60
ZLS05	M-66
ZLS10	M-66
ZLSOR	M-66
ZS057-30	M-47, M-74
ZS057-AL	M-47, M-74
ZS057-D0	M-47, M-74
ZS10S-D0	M-47, M-74

Cat. No.	Page
ZSTLR	M-47, M-74
ZW15R	O-7
ZW15S	O-7
ZW4SF	O-7
ZW6HD	O-7

# Brand Listing



ATLAS-X1™.....	V-2	powerswitch® .....	V-5
black & white® .....	V-2	provolt™ .....	V-5
Cone of Silence® .....	V-2	python® .....	V-5
decora® .....	V-2	QuickPack® .....	V-5
decoradigital™ .....	V-2	quickplate® .....	V-5
decora plus™ .....	V-2	QUICKPORT® .....	V-5
decora smart® .....	V-2	renu® .....	V-6
DuraPort® .....	V-3	rhino-hide® .....	V-6
dustguard® .....	V-3	smartlockpro® .....	V-6
evr-green® .....	V-3	Spec-Grade Sound® .....	V-6
excella® .....	V-3	Structured Media™ .....	V-6
EXTREME™ .....	V-3	suerslide® .....	V-6
ez-MAX H .....	V-3	Trimatron® .....	V-7
FASTCAM® .....	V-3	Versi-Duct® .....	V-7
Fast-Cure® .....	V-3	verifEye™ .....	V-7
GIGAMAX™ .....	V-3	VertiGO® .....	V-7
greenMAX® .....	V-4	V-0-MAX® .....	V-7
greenMAX® DRC .....	V-4	wetguard® .....	V-7
HOME 5e® .....	V-4		
illumatech® .....	V-4	Leviton Lighting .....	V-8
lev-lok® .....	V-4	Electronic Resources .....	V-16
LEV Series .....	V-4		
Lumina RF® .....	V-5		
OPT-X™ .....	V-5		



Brand	Description	Section(s)
<b>ATLAS-X1™</b>	ATLAS-X1™, our premium category-rated system, delivers the highest level of verified performance and reliability, offers tool-free termination for simplified installations, and is easily scalable for migrations up to 40GBASE-T. ATLAS-X1™ is ideal for deployment in all types of mission-critical networks.	<b>(Q) Network Infrastructure Solutions</b>
<b>black &amp; white®</b>	Our signature Black & White® line of industrial grade plugs, connectors, flanged inlets and outlets offer superior performance, long-lasting reliability and features that are backed by a lifetime warranty. Available in NEMA and non-NEMA configurations, there's a connection for every application.	<b>(C) Straight Blade Devices (F) Locking Devices</b>
<b>Cone of Silence®</b>	Available with EXTREME™ Cat 6A QUICKPORT™ Connectors, the patented injection-molded Cone of Silence® covers to eliminate alien crosstalk (AXT) from adjacent connectors.	<b>(Q) Network Infrastructure Solutions</b>
<b>decora®</b>	Good design stands the test of time and our hallmark Decora® brand is no exception. From the first Decora® switch introduced in 1972 to a full collection of products today, Decora® has set the industry standard for style and performance. Decora® devices from switches, outlets and dimmers to USB Charger Devices, timers and sensors add contemporary elegance and a finishing touch to any room in the home.	<b>(B) Switches &amp; Motor Controls (C) Straight Blade Devices (D) Combination Devices (K) Lighting &amp; Fan Speed Controls (M) Energy Management (P) Connected Home (Q) Network Infrastructure Solutions (S) Wallplates &amp; Covers</b>
<b>decora digital™</b>	Bridging the gap between traditional dimmers and whole-house automation systems, Decora Digital™ Controls with Bluetooth® technology provide local control within a 30-foot range without the need of a hub, gateway or internet connection.	<b>(K) Lighting &amp; Fan Speed Controls</b>
<b>decora plus™</b>	Decora Plus™ devices combine the same designer styling of our Decora® series devices with a ruggedized platform required in commercial and industrial applications.	<b>(B) Switches &amp; Motor Controls (C) Straight Blade Devices (S) Wallplates &amp; Covers</b>
<b>decora smart®</b>	Decora Smart® is the over-arching brand name for our award-winning smart home products including dimmers, switches, and plug-in outlets. The Decora Smart™ brand has several technology options including Z-Wave, Wi-Fi and HomeKit. Z-Wave attaches to hubs and smart security systems. Wi-Fi offers stand-alone remote access and scheduling, but can also be optionally attached to Alexa, Google Home, Nest and more. HomeKit works within the Apple Home app and the HomeKit Eco-system.	<b>(O) Smart Home</b>

Continued from previous page

Brand	Description	Section(s)
<b>DuraPort®</b>	DuraPort® Industrial Connectivity safeguards your network in severe conditions. IP67-rated DuraPort® resists moisture, dust, corrosion, acids, detergents, oils, and vibration, and is available in a variety of configurations and performance ratings.	<b>(Q) Network Infrastructure Solutions</b>
<b>dustguard®</b>	Dustguard® plugs and connectors feature resistance to the damaging effects of dirt, dust, metal filings and other airborne particulate matter that can seriously degrade electrical performance.	<b>(C) Straight Blade Devices (F) Locking Devices</b>
<b>evr-green®</b>	The Evr-Green® line of electric vehicle supply equipment (EVSE) — also referred to as electric vehicle charging stations — consists of a variety of portable, residential and commercial use equipment. Designed with unparalleled safety features, this suite of products offers plug-in electric vehicle charging solutions for most any application.	<b>(N) Electric Vehicle Supply Equipment</b>
<b>excella®</b>	For voice and data applications outside of North America, Excella® Series wallplates offer the convenience and flexibility of QUICKPORT™ connectivity for British Standard electrical boxes. Excella® QUICKPORT™ wallplates are compatible with all Leviton QUICKPORT™ connectors: choose from category-rated UTP, shielded, A/V, or fiber connectors. Wallplates are available in 1-, 2-, and 4-port flat as well as 1- and 2-port angled designs. Connectors sold separately.	<b>(Q) Network Infrastructure Solutions</b>
<b>EXTREME™</b>	Leviton's EXTREME™ CAT 6A component-rated system delivers industry-leading performance for today's high bandwidth applications. Our connectors, patch panels, and patch cords have each been independently tested and verified by Intertek (ETL) to meet or exceed TIA 568-C.2 component performance. When combined with approved horizontal cable, this ensures greater permanent link and channel margins to support 10GBASE-T networks up to 500 MHz. Today's data centers require this exceptional performance for their critical short link applications.	<b>(Q) Network Infrastructure Solutions</b>
<b>EZ-MAX® H</b>	EZ-MAX® H is the ideal solution for smaller, stand-alone applications that do not require complex field configuration or advanced networking features. Low-voltage inputs allow connection of photocells, occupancy sensors, low-voltage switches and digital switches for a comprehensive yet easily installed energy management solution. EZ-MAX® H Relay Panels deliver power and performance in compact and cost-effective 8-circuit and 24-circuit models.	<b>(M) Energy Management</b>
<b>FASTCAM®</b>	FastCAM® pre-polished connectors provide precision mechanical termination of single-mode or multimode fiber. No proprietary tools, no epoxy and no time-consuming hand polishing required.	<b>(Q) Network Infrastructure Solutions</b>
<b>Fast-Cure®</b>	Leviton epoxy Fast-Cure® Connectors, available in LC, SC, and ST styles, are reliable, cost-effective fiber optic connectors with quick, adhesive termination. Connectors feature precision pre-radiused zirconia ferrules, high cable retention crimp, and patented non-optical disconnect spacer design. Available in multimode or singlemode versions.	<b>(Q) Network Infrastructure Solutions</b>



Continued on next page

Continued from previous page

Brand	Description	Section(s)
<b>GIGAMAX™</b>	GIGAMAX™ systems, comprised of CAT 5e connectors, patch panels and cords, are some of Leviton's most popular copper systems. Each system component adds exclusive performance-enhancing features and comes in numerous models to meet any application need. Both GIGAMAX™ 5e+ & 5e UTP Systems offer 1000BASE-T performance for high-bandwidth applications and are known for their user-friendly features and long-term integrity.	<b>(Q) Network Infrastructure Solutions</b>
<b>greenMAX®</b>	GreenMAX® Relay Control Panels are built by the industry, for the industry. The GreenMAX® system provides maximum protection with the industry leading Short Circuit Current Rating and features a modular design for total installation flexibility and labor savings. Relay options include integrated dimming, daylight harvesting and smart metering capabilities for integrated lighting control. Designed for the contractor, specifier and end user, the GreenMAX® system offers the smart choice for performance, reliability, flexibility, and energy savings of any relay control available.	<b>(M) Energy Management</b>
<b>greenMAX® DRC</b>	Confidently design and specify secure, simple and scalable distributed commercial fluorescent or LED lighting control systems with GreenMAX Distributed Room Controls (DRC) Wired or Wireless room controller/LED controller solutions. Our commercial lighting control systems allow for easy installation and operation while simplifying scalability for virtually any application. GreenMAX Distributed Room Controls (DRC) is a fluorescent or LED controller that integrates the Sapphire™ Touch Screen for a configurable user interface or GreenMAX Relay Lighting Control Panels for additional LED control capabilities. Section(s): (M) Energy Management	<b>(M) Energy Management</b>
<b>HOME 5e®</b>	High-Flex HOME 5e® Patch Cords provide patching for data applications in Structured Media™ Centers. The patch cords offer high-density patching and deliver 100 Mhz bandwidth performance.	<b>(P) Connected Home</b>
<b>illumatech®</b>	IllumaTech® Slide and Rotary Controls feature traditional styling with state-of-the-art lighting controls for seamless dimming and enhanced ambiance.	<b>(K) Lighting &amp; Fan Speed Controls</b>
<b>lev-lok®</b>	Leviton's revolutionary Lev-Lok® Modular Wiring Device System significantly reduces the installation time of switches and receptacles as compared to conventional wiring methods. The Lev-Lok® family of devices includes switches, receptacles, occupancy sensors, GFCIs and surge protective devices.	<b>(B) Switches &amp; Motor Controls (C) Straight Blade Devices (E) GFCIs and AFCIs</b>
<b>LEV Series</b>	LEV Series line of IEC 60309-1 and 60309-2 plugs, connectors, inlets, receptacles and mechanical interlocks offer faster assembly, improved environmental & electrical ratings, improved safety and the best warranty in the business. LEV Series plugs and connectors can be installed in half the time of the competition, designed with fewer screws to ease assembly including an alternate screwless clamp version for added time savings. They are the only NSF Certified pin & sleeve devices on the market with superior watertight ratings including IP66, IP67, IP69K and an industry exclusive IP68 for long term submersion. Nickel-plated pins & sleeves are self-cleaning and corrosion-resistant for use in any environment. Inform technology embedded into devices uses a green LED on plugs and connectors to visually identify if there is power present for increased safety. All of this is backed by our industry leading 5-year warranty.	<b>(H) Pin &amp; Sleeve</b>

Continued on next page



Continued from previous page

Brand	Description	Section(s)
<b>Lumina® RF Standalone Room Controller System</b>	The Lumina RF Standalone Room Controller System quickly and easily allows advanced wireless lighting controls to be added to a space or retrofit. Get easy design, and low-cost, flexible, wireless controls every step of the way. Use the Lumina RF Standalone App to easily configure and set up room controls.	<b>(M) Energy Management</b>
<b>OPT-X™</b>	The OPT-X™ selection of fiber enclosures, adapter plates, MTP cassettes, cable assemblies, and accessories has fiber connection and storage options for any project need. It includes rack- and wall-mount enclosure options and designs for both economical and high-end applications, with the option to build your own customized product. OPT-X™ products simplify cable routing and organization and make for faster installations with pre-terminated systems.	<b>(Q) Network Infrastructure Solutions</b>
<b>powerswitch®</b>	Powerswitch® industrial switches and motor controls are designed for the most extreme environments. We know how important it is to ensure safe and reliable electrical performance that will decrease downtime, while providing protection from washdown and corrosion to keep your facility running smoothly.	<b>(B) Switches &amp; Motor Controls</b>
<b>provolt™</b>	The Leviton Provolt™ Room Controller (PRC) integrates several control strategies into one unit. Room Controller technology manages all the energy management functions in a space. Ideal for simple dimming and occupancy/vacancy sensing applications. Enable/disable advanced control strategies using the Provolt App. Provolt also includes a separate line of standalone self-contained occupancy/vacancy sensors that combine a line voltage sensor, power pack and photocell technology in one unit.	<b>(M) Energy Management</b>
<b>python®</b>	The Python® line of hinged plugs and connectors were designed for quick assembly, durability and economy. Available in both industrial and hospital grades, OEMs and contractors alike will appreciate the ease of assembly without sacrificing quality and performance.	<b>(C) Straight Blade Devices</b>
<b>QuickPack®</b>	Contractor-friendly QuickPack® bulk packages with eXtreme and GIGAMAX™ connectors are available in packages of 25 and 150. The 150-pack includes a JackRapid Punchdown Tool.	<b>(Q) Network Infrastructure Solutions</b>
<b>QuickPlate®</b>	QuickPlate® wallplates are designed to distribute data, phone and TV connections. They facilitate a variety of connectivity solutions for both residential and office applications. This unique preassembled wallplate design provides quick and easy installation.	<b>(Q) Network Infrastructure Solutions</b>
<b>QUICKPORT™</b>	The QUICKPORT™ system, Leviton's exclusive set of patch panels, connectors, wallplates, and surface-mount boxes, allows you to create the perfect mix of voice, data, video and audio. The QUICKPORT™ family of connectors is compatible in any QUICKPORT™ housing. This simple solution is ideal for any environment that has frequent moves, adds, and changes.	<b>(C) Straight Blade Devices</b> <b>(Q) Network Infrastructure Solutions</b> <b>(P) Connected Home</b>



Continued on next page

Continued from previous page

Brand	Description	Section(s)
renu®	Renu® is the smart new way to update the look of a room in a snap, now and later. The Renu® collection includes switches, dimmers and outlets with faces you can update yourself whenever you're ready for a new look. Available in 20 popular paint colors, Renu® products can blend in or contrast with a room's walls or trim. Renu® turns the electrical device into a decorative, easy to change accessory.	(R) Renu (P) Connected Home
rhino-hide®	The Rhino-Hide® family of connectors are designed for use in the most rugged environments. From single pole connectors used for high amperage power distribution; to ruggedized NEMA configured wiring, you'll find a Rhino-Hide® connection device suitable for your needs.	(C) Straight Blade Devices (I) Temporary Power
smartlockpro®	SmartlockPro® brand offers a wide variety of AFCI's and GFCIs. SmartlockPro® Outlet Branch Circuit (OBC) AFCIs offer advanced technology to help protect against electrical fires resulting from arc-faults. All SmartlockPro® GFCIs are built with a patented reset lockout feature that blocks the Reset button if GFCI protection has been compromised.	(D) Combination Devices (E) GFCIs and AFCIs
spec-Grade Sound®	When the specs call for quality sound, rely on Leviton's award-winning Spec-Grade Sound® indoor and outdoor speakers for technical innovation and value.	(P) Connected Home
Structured Media™	Leviton Structured Media™ enclosures provide a convenient termination location for wiring home runs from wall outlets, creating a distribution point for voice, data, audio, and video applications.	(P) Connected Home
suerslide®	Leviton's SureSlide® Decora® dimmers feature elegant styling that coordinates perfectly with the entire line of Decora® designer products. SureSlide® dimmers offer easy, precise slide control of lighting levels.	(K) Lighting & Fan Speed Controls

Continued on next page

Continued from previous page

Brand	Description	Section(s)
<b>Trimatron®</b>	Leviton's Trimatron® fan speed controls provide intuitive, full-range rotary control of ceiling fans-quietly.	<b>(K) Lighting &amp; Fan Speed Controls</b>
<b>Versi-Duct®</b>	The Leviton Versi-Duct® system is a versatile cable management solution for copper and fiber installations. The innovative system fits on any standard equipment rack, and accessories enable a wide range of cable management configurations.	<b>(Q) Network Infrastructure Solutions</b>
<b>verifEye™</b>	VerifEye™ delivers comprehensive submetering solutions for complete energy monitoring, measurement and management. The VerifEye™ portfolio includes a broad line of submeters, communication products, and software solutions for cost effective scalability and key integration as the building blocks for any energy management program.	<b>(M) Energy Management</b>
<b>VertiGO®</b>	Leviton's patented VertiGO® Zero-U Patch Panels offer unprecedented versatility for a wide range of installations. VertiGO® can share mounting hardware with servers or other existing equipment, and where traditional cabinet space is lacking, VertiGO® can be mounted to a ladder tray, wire basket, directly to the wall, under a raised floor, or even onto modular furniture.	<b>(Q) Network Infrastructure Solutions</b>
<b>V-0-MAX®</b>	V-0-MAX® Industrial Grade Single Locking Receptacles are engineered for maximum performance with a UL 94 V-0 Flammability Rating. They provide for safe and uninterrupted operation of electrical equipment in demanding industrial, institutional and heavy duty commercial applications.	<b>(F) Locking Devices</b>
<b>wetguard®</b>	Our complete collection of Wetguard® watertight wiring devices consists of plugs, connectors, inlets, outlets and FD boxes for use in demanding industrial locations. These devices are engineered to withstand abuse in indoor and outdoor wet and corrosive environments.	<b>(C) Straight Blade Devices (F) Locking Devices</b>



## Leviton Lighting

Leviton Lighting provides professional lighting and wireless control solutions for commercial, architectural and residential applications throughout North America and the United Kingdom. Our portfolio consists of a wide range of innovative products from the following brands under the Leviton umbrella. Each individual company offers distinct intelligent lighting solutions developed for specifiers, distributors, and end-users.

### The Birchwood Advantage

#### Award-Winning Lighting Solutions Backed By World Class Service & Support

Since 1993, Birchwood Lighting has designed and manufactured quality specification-grade light fixtures tailored to meet the demands of the architectural, commercial, retail and interior lighting design communities. During these years we have remained steadfast in our commitment to developing and maintaining strong relationships with our customers and to providing the lighting marketplace with the best products available.

#### PRODUCT CATEGORIES

- RECESSED LINEAR
- SUSPENDED LINEAR
- SURFACE LINEAR
- ARCHITECTURAL PENDANT
- COVE
- OUTDOOR WET LOCATION
- DIRECT
- DIRECT/INDIRECT
- WALL WASH/WALL GRAZE





## Experience The Center — Light & Technology

The Center redefines the showroom experience and exhibits light and technology like never before! Located at the Leviton Lighting Anaheim, CA facility, the immersive 6,000 square foot state-of-the-art interactive training and education facility serves as the ultimate venue and resource for lighting professionals not only in Southern California but across the country.

Showcasing the perfect synergy between Intense and Birchwood luminaires with Leviton controls, The Center invites designers, architects and the lighting community to experience emerging LED technologies and smart intuitive controls in true-to-life settings.

The Center features a fully immersive showroom designed for education and hands on demonstration. Equipped with cutting-edge multimedia enabled conference rooms, the space is ideal for product training and educational seminars designed to further knowledge on topics ranging from challenges in lighting design to Title 24 code compliance.



Technical Support 1-800-824-3005



Leviton Lighting **V-9**

## ConTech Lighting

### EcoTechnology — Sustainable Energy Solutions

At ConTech Lighting, we believe that lighting can be energy efficient, while providing high-quality performance and outstanding aesthetic design. With the latest technology and correct application, it is possible to cut energy costs and improve lighting quality to increase the productivity of your space; we call this EcoTechnology. This mission of EcoTechnology applies to our products as well as our daily operations; from materials, manufacturing and transportation, to the disposal process for our products and by-products

### PRODUCT CATEGORIES

- TRACK LIGHTING
- RECESSED DOWNLIGHTS
- CYLINDERS
- PERFORMANCE LED TAPELIGHT
- PERFORMANCE PENDANTS
- DECORATIVE PENDANTS AND SHADES
- LINEAR LIGHTING
- UNDERCABINET LIGHTING
- SURFACE, CEILING AND WALL MOUNT LUMINAIRES
- LED LAMPS
- EXIT & EMERGENCY LIGHTING



## Sustainable Energy Solutions

- Our LED fixture offering is constantly evolving. We continuously update our products to improve performance, reduce energy consumption, and increase recyclability.
- We utilize innovative design, technology, and material solutions including custom optics, Declare listed products, StopAire® downlights, Energy Star qualified fixtures, and Title 24 compliant products.
- Continuous improvement in our operations include several sustainability initiatives including energy reduction, production optimization, waste reduction, increased recycling, water use reduction, and operational innovation.
- Our Carton-on-Demand system minimizes cardboard use, maximizes transportation efficiency, reduces CO2 emissions, minimizes waste, reduces shipping damage, and minimizes the use of packing material.
- In addition, we support our community and environment through partnerships with Habitat for Humanity, Shriners Children's Hospitals, Greater Chicago Food Depository, and One Tree Planted.
- We are proud partners with organizations which develop sustainability standards including the Green Globes, U.S. Green Building Council (LEED), International WELL Building Institute, Illuminating Engineering Society, and the International Living Future Institute (Living Building Challenge).



## Intense Lighting

### Award-Winning Lighting Solutions

INTENSE LIGHTING, a Leviton company since 2015, is a solutions-based manufacturer of award-winning, sustainable lighting products.

The company offers a wide variety of innovative energy efficient luminaires for the commercial, hospitality, retail and residential markets. Customers can select from an expansive portfolio that includes downlighting, track, recessed multiples and other specialty products.

### PRODUCT CATEGORIES

- RECESSED DOWNLIGHTING
- CYLINDERS
- RECESSED MULTIPLES
- TRACK LIGHTING
- EXTERIOR LIGHTING
- V-RAIL ILLUMINATED HANDRAIL





## Residential Solutions

A home has never been more important than it is today. Thanks to advancements in LED technology, residential lighting can now be tailored to fit your specific needs, making your home happier and healthier. Intense Lighting offers a line of products that provide beautiful, yet efficient, lighting that perfectly complements any space.

## Hospitality Solutions

The primary goal of hospitality is to create an environment that evokes a sense of comfort while remaining functional. A common concern with hospitality projects is that they require varying levels of light for different spaces, sacrificing a consistent appearance. At Intense Lighting, we designed our luminaire families with this in mind. Our products are available in a variety of customizations, allowing our clients to achieve a unified appearance.

## V-Rail Illuminated Handrail

With its dual function as both a handrail or guardrail, the V-Rail lighting system helps to illuminate stairwells, ramps, and path of egress. Producing high levels of uniform light at more than 10ft candles, this solid-state lighting system exceeds the light levels required by ANSI and NFPA safety codes. The high-performance optical system allows for precise beam, control, and distribution. V-Rail is offered in Spot and Linear configurations with symmetric and asymmetric illumination patterns. The Spot system can be further customized with straight or curved installation options



## Viscor Lighting

### More than 70 years of innovation

For more than 70 years, Viscor® has been more than a manufacturer. We are a vertically integrated and flexible North American lighting company. We deliver custom and configurable specialty lighting solutions for various applications such as commercial, industrial, healthcare, education, retail and more.

We consist of a team of innovative thinkers, engineers, designers, and lighting professionals that are about developing lighting products that meet the requirements for projects of any size. Our lighting products integrate a wide range of industry leading technology and controls. Visit Visioneering® or Certolux® to see our large portfolio of innovative lighting products.

We are everything, all under one roof.

### PRODUCT CATEGORIES

- LED LIGHTING
- HIGH BAY LIGHTING
- RECESSED LIGHTING
- SURFACE LIGHTING
- MEDICAL
- CLEANROOM
- VANDAL RESISTANT
- HAZARDOUS LOCATION



V-14 Leviton Lighting



Technical Support 1-800-824-3005

## Visioneering Luminaires

Every part of a building serves a function, and Visioneering® luminaires deliver performance, quality illumination and personal control to enhance any space. From wireless controls to wellness solutions, Visioneering products are integrated with the latest technology. From a large selection of standard SKU's, Visioneering products can be customized and configured to deliver the right lighting solution that meets your specific needs for projects of any size.

Viscor offers the quickest lead times in the industry and we can ship 90 percent of our Visioneering products within 10 business days to anywhere in North America.

Next time you require the right lighting solution for your specific application, **Think Visioneering.**

## Certolux® Specialty Luminaires

Certolux® specialty luminaires by Viscor are **Certified to Perform** in the toughest environments

Certolux® luminaires specialize in Medical, Cleanroom, Vandal Resistant and Spray Booth applications that are extremely durable and built to withstand harsh environments. Our Medical luminaires are engineered for areas with many stringent requirements and fill multiple roles, like a combination of ambient and exam lighting. Cleanroom luminaires are designed to preserve air seals, prevent leakage of contaminants, and allow for easy maintenance. Vandal resistant luminaires incorporate several features that are suited for security facilities that endure abuse and tampering.

All Certolux® luminaires are specifically engineered to provide optimal lighting solutions for controlled environments.



Technical Support 1-800-824-3005



Leviton Lighting **V-15**

## Mobile Apps

Stay Connected to the Latest Solutions, Products, Codes and More. Visit [leviton.com/apps](http://leviton.com/apps) for download links to all our latest apps. Free for iPad, iPhone, Android and More.



### My Leviton

My Leviton offers single app control of the Leviton Smart Load Center and the Decora Smart™ Wi-Fi® product lines, enabling users to seamlessly control load center activities and home lighting from anywhere in the world using their smartphone or tablet.



### Leviton 2 Go

The comprehensive new Leviton app allows you to search over 25,000 Leviton products, and also features a competitor cross reference tool, downloadable PDF's, instant live Leviton news notifications and more.



### 2015 IECC

2015 IECC provides the minimum requirements for energy-efficient design of most buildings. IECC standards define the minimum energy efficiency requirements for new construction, as well as new systems installed in existing buildings.



### Industrial Wiring Device Selector App

Quickly identify the commercial, hospital or industrial grade device you need by filtering through specific attribute criteria or configuration diagrams. This tool allows users to search through NEMA and Non-NEMA Locking, Straight Blade and IEC 60309 Pin and Sleeve categories for specifications, PDFs and related products.



### Leviton Library

This great new literature app is the smart choice for mobile access to our catalogs, brochures, vertical literature, new product bulletins, line-cards, and more.



### Title 24

This critical regional app simplifies California Title24 2019 code requirements and organizes the information making it easily accessible and readily available on your smartphone or tablet.



### ASHRAE 90.1

This tool simplifies ASHRAE Standard 90.1 2010 lighting control requirements for new and retrofit projects. Search by application, article language and recommended Leviton solutions. View diagrams and summaries of the requirements met for recommended solutions. Examples of common applications include classrooms, offices, warehouses and retail spaces.



### Captain Code 2023, 2020, 2017 and 2014

The best solution for staying current on the NEC® is the New Leviton Captain Code app. This important electrical contractor information tool is searchable by market, product, or article. The app allows you to quickly identify and review code changes as it draws from three perspectives to provide clear and comprehensive code data. Contains the actual NEC text extracted directly from the NFPA 70 documents with clear analysis from the Code experts at the International Association of Electrical Inspectors® (IAEI®).







**Leviton Manufacturing Co., Inc.**

201 North Service Road, Melville, NY 11747-3138

Telephone: 1-800-323-8920

Fax: 1-800-832-9538

Tech Line: (8:30AM-7:00PM E.T. Monday-Friday) 1-800-824-3005

**Leviton Manufacturing of Canada, Ltd.**

165 Hymus Boulevard, Pointe Claire, Quebec H9R 1E9

Telephone: 1-800-469-7890

Fax: 1-800-563-1853

**Leviton S. de R.L. de C.V.**

Lago Tana No. 43, Col. Huichapan, Del. M. Hidalgo,

Ciudad de México, CP 11290 México.

Telephone: +52 (55) 5082-1040

Visit our website at [www.leviton.com](http://www.leviton.com)

Go to [leviton.com/apps](http://leviton.com/apps) to download our latest apps.